

Complex gripper, flexible assembly

5.1

ROBOTICS PARTS CATALOG



CRG

ROBOTICS PARTS CATALOG 5.1

Distributed by

All stated here is subject to change without advance notice.

CN(EN)2206

All rights reserved

企业文化

CULTURE CORPORATE

使命: 为客户提供有效的解决方案, 共创! 共赢! 共享!
Mission: to provide customers with effective solutions and create together! Win win! Share!
愿景: 创全球知名品牌, 建国际卓越企业!
Vision: to create a global famous brand and build an international excellent enterprise!
经营理念: 简单的事情重复做, 重复的事情用心做!
Operation Concept: Repeating simple things, Repeating what you do attentively!

全球销售网络分布图 Global Sales Network



服务在心
客户在手



高度敏锐
放眼未来



使命必达
全力以赴



团队合作
不屈不挠



勇于尝试
敢于变革



● 代理商 Agent



CRG 致力於机器人、机械手末端组件夹具 (EOAT) 设计开发、销售及服务，专注于注塑自动化领域12年，以模块化理念让自动化设计更简单、更灵活、更可靠。

CRG has been involving in EOAT design, development, sale and service. We have been operating in the field of injection automation for more than twelve years. Base on module design concept, to makes automation design simpler, more flexible and more reliable.



一家创新进取的企业; 一家专注自动化科技的公司; 一家值得信赖合作伙伴
An innovative enterprise; a company specializing in automation technology; a trusted partner.

经营理念: 简单的事情重复做,你就是专家。重复的事情用心做,你就是赢家。

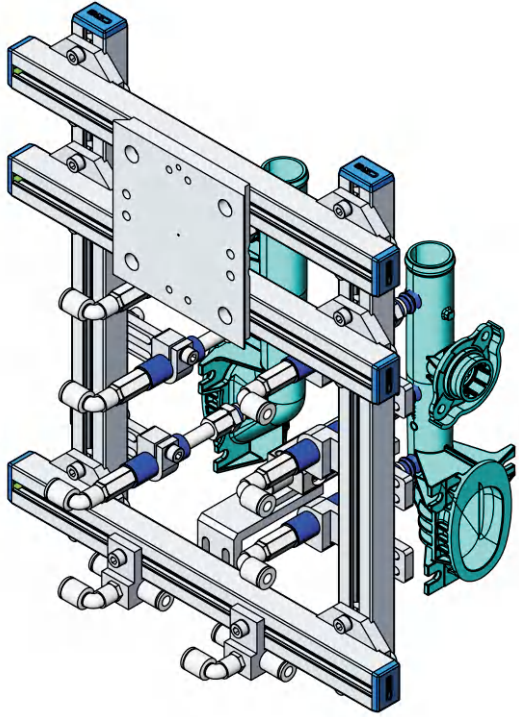
Operation Concept :Repeating simple things , you are the expert. Repeating what you do attentively,and you will be the winner.

销售理念: 为客户提供最好的保障, 让客户无后顾之忧。

Sales Idea :To provide customers with the best service, so that customers worry free.

运用实例 Application

基础框架 Base Frame



产品描述：

产品为一模两穴

产品采用吸盘取出，料头用水口夹取出

气路为两吸一夹

夹具约为2.0 kg

Product Description:

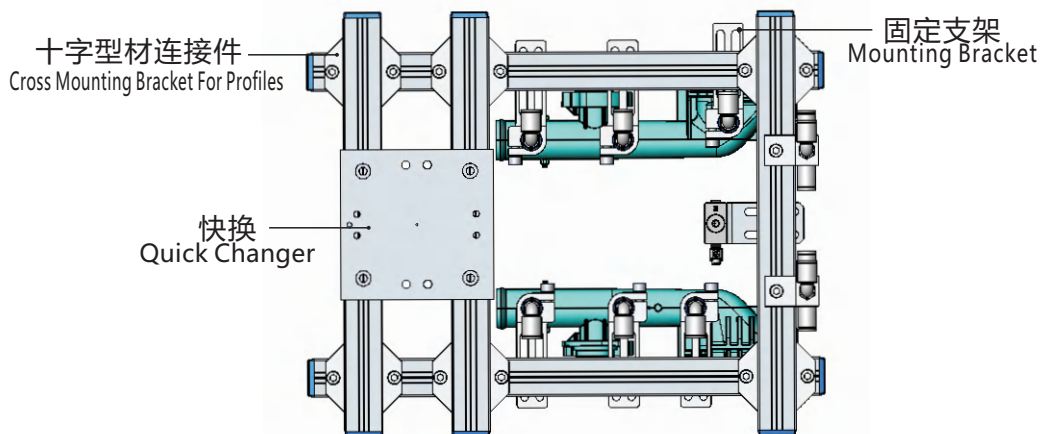
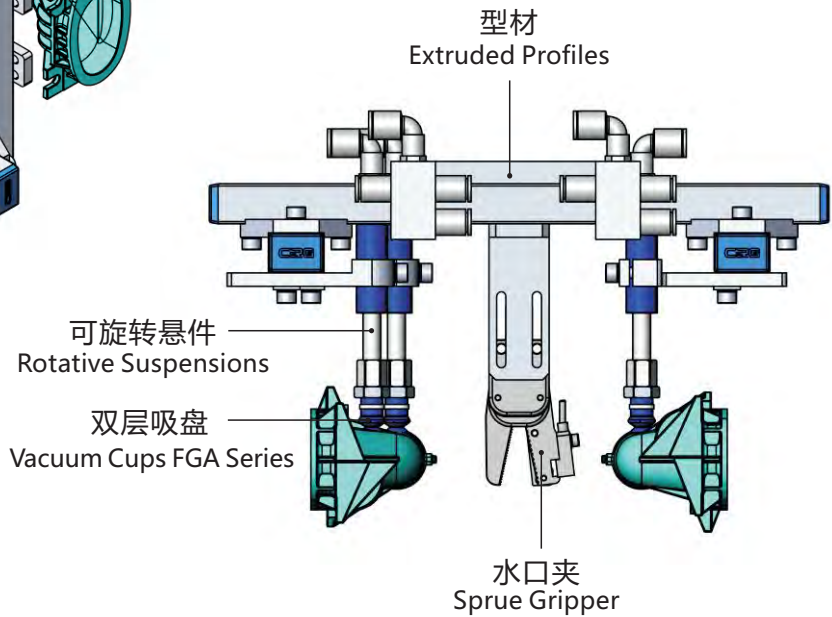
Two caves in one mold.

Take product out with vacuum cup;

Take sprue gate out with sprue gripper.

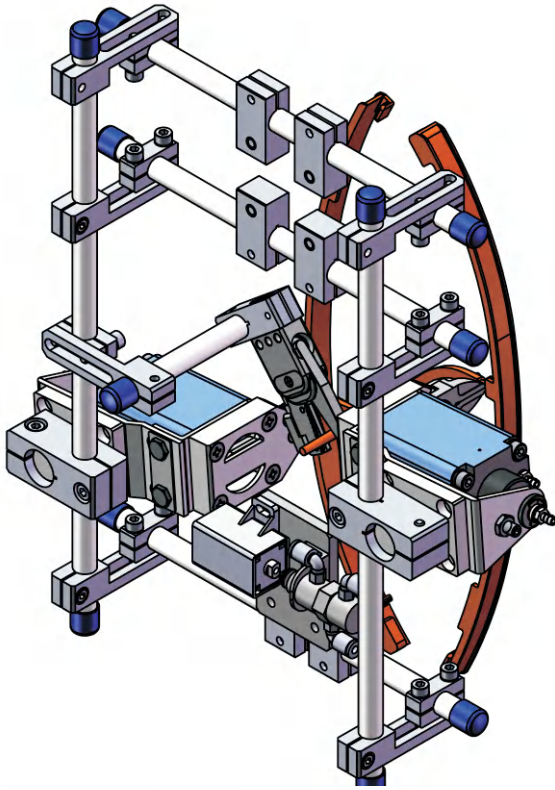
Gas circuit divides into two suction and one gripping.

The weight is about 2 kg.



运用实例 Application

基础框架 Base Frame



产品描述：

产品为一模两穴

采用水口夹取料头连带产品取出

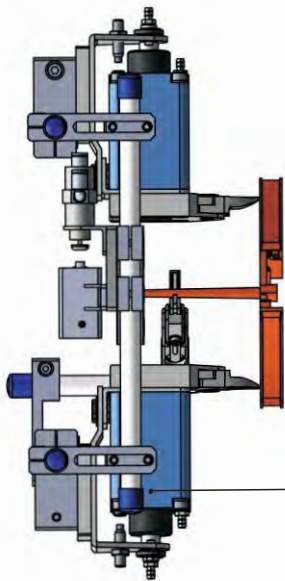
夹具约为1.5 kg

Product Description:

Two cavities in one mould;

Taking products out and clamping the sprue by sprue gripper.

The weight is about 1.5 kg.



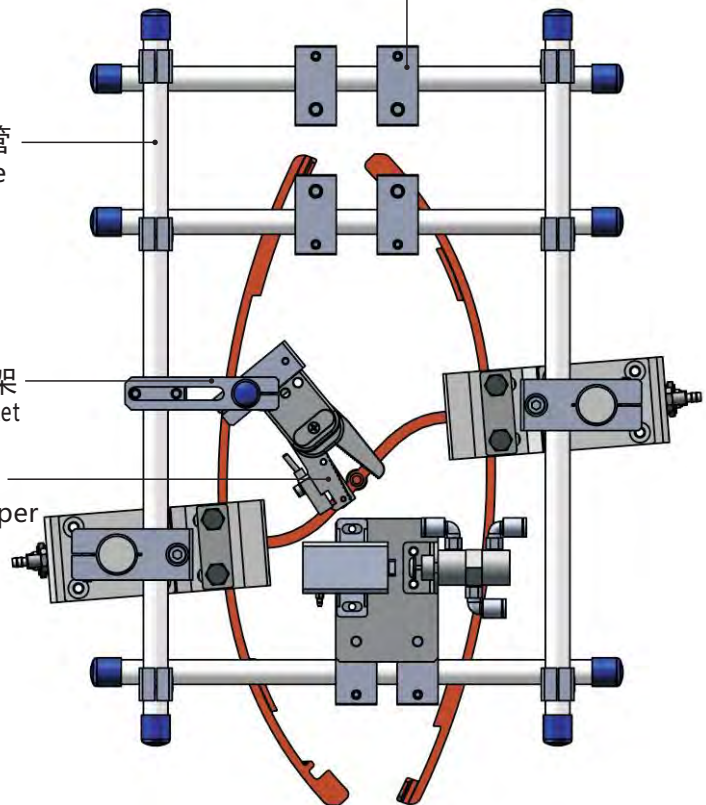
气动剪刀
Air Nipper

SUS钢管
Sus Tube

滑动支架
Slide Bracket

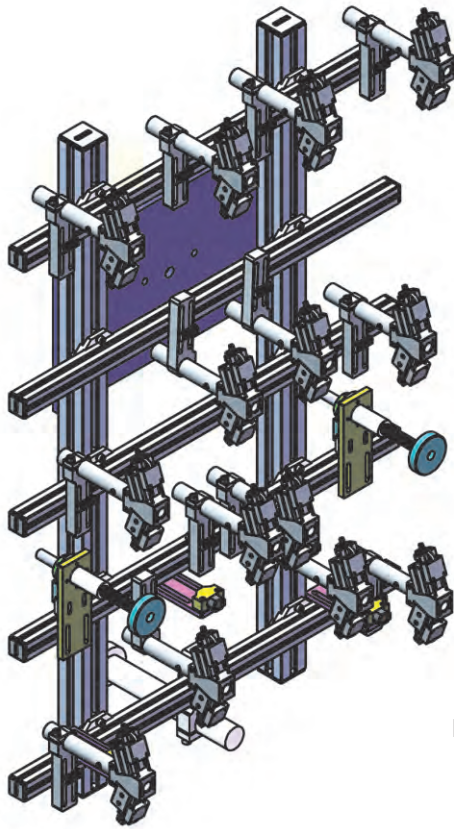
水口夹
Sprue Gripper

机械手固定支架
Manipulator Fixing Bracket



运用实例 Application

基础框架 Base Frame



产品描述：

产品为一模两穴

嵌件（无纺布）采用气动针夹取出，埋入
气路分为两路，一穴一路

重量：7 kg

Product Description:

Two cavities in one mould; Take out or embed
the insert (Non-woven fabric) by pneumatic
needle gripper;

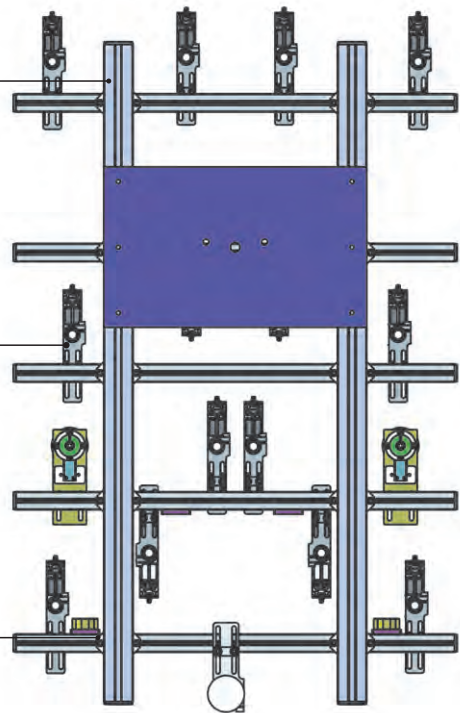
The gas circuit is divided into two paths; one
cavity is one path.

Weight: 7 kg.

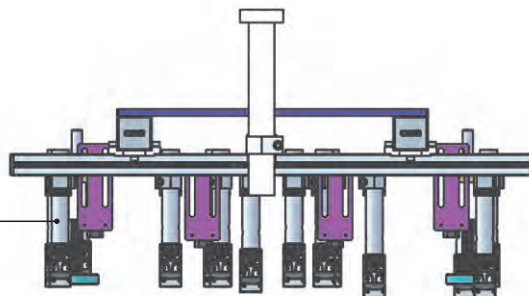
型材
Extruded Profiles

固定支架
Mounting Bracket

十字型材连接件
Cross Mounting Bracket For Profiles

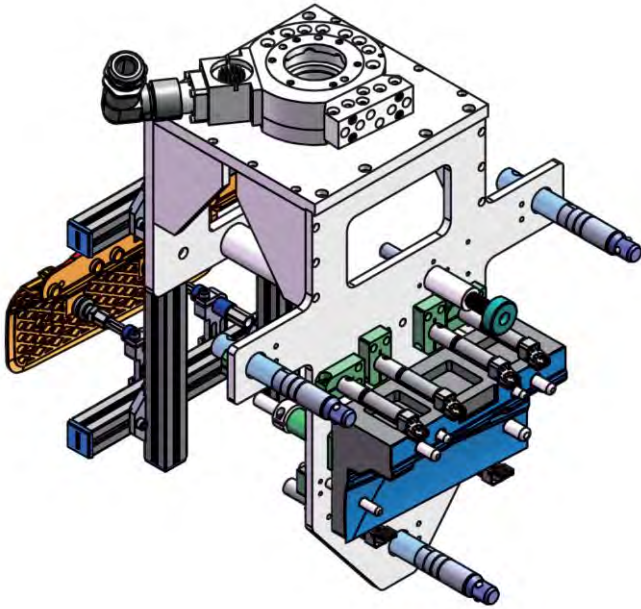


气动针夹
Pneumatic Needle Gripper



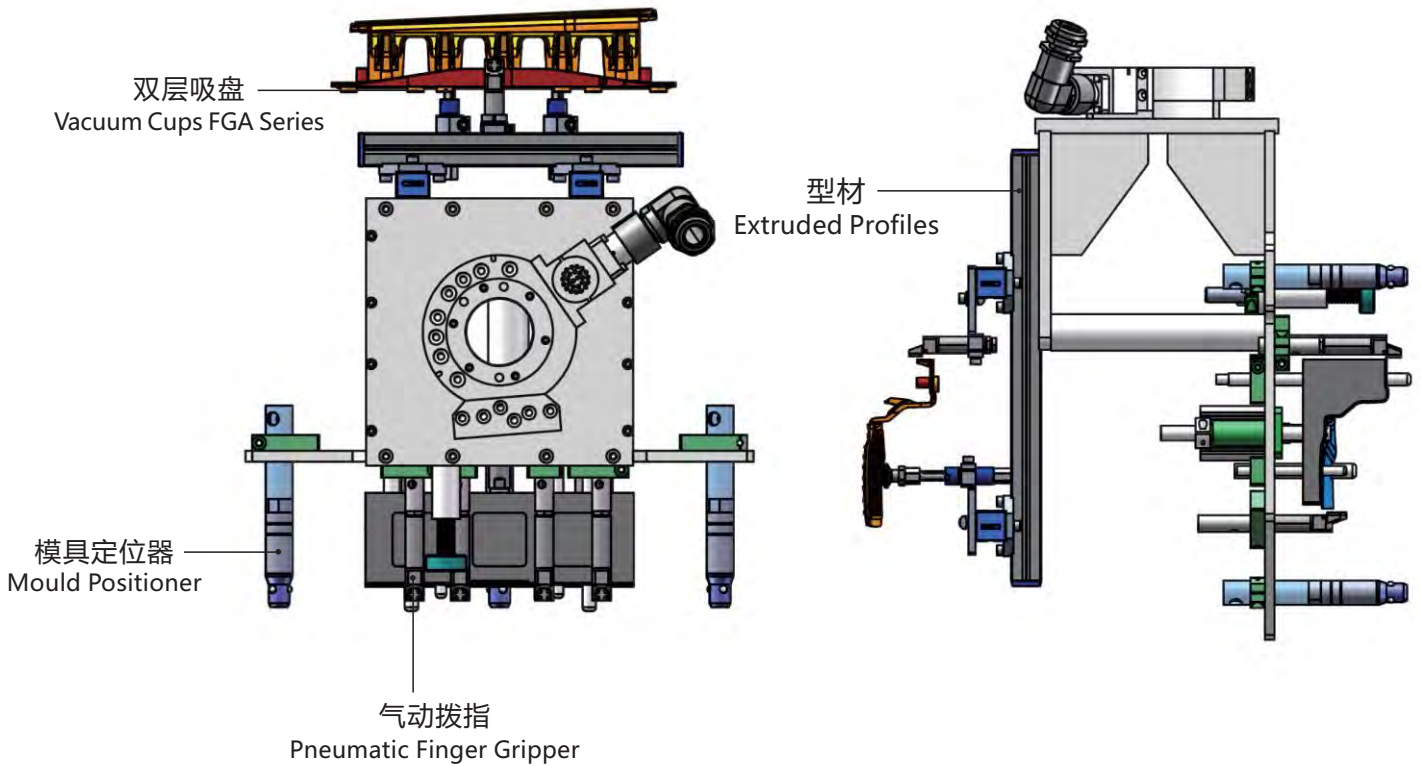
运用实例 Application

基础框架 Base Frame



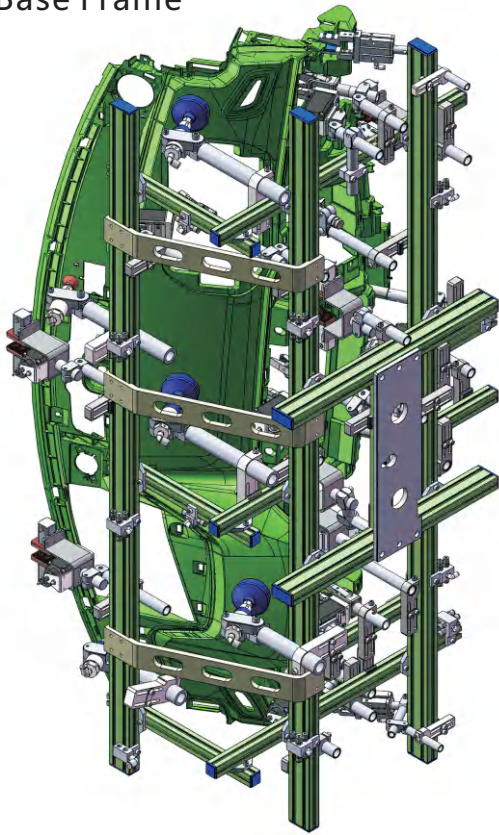
产品描述：
产品为一模一穴
一侧取出，一侧埋入
取出侧：采用吸盘，拨指取出
气路为吸盘一路，拨指一路
埋入侧：采用仿形，拨指取嵌件，埋嵌件
气路为气缸一路，拨指一路，模具定位器一路
重量：9 kg

Product Description:
One cavity in one mould; Take out on one side; embed on the other side; One side: Taken out by vacuum cup and one finger angular pneumatic gripper; The gas circuit is divided into two paths including vacuum cups and one finger angular pneumatic gripper; The other side: Profile modeling; Take out or embed by one finger angular pneumatic gripper; The gas circuit is divided into three paths including path of cylinder, path of one finger angular pneumatic gripper and path of mould positioner; Weight: 9Kg.



运用实例 Application

基础框架 Base Frame



产品描述：

治具名称：仪表盘取出治具

机台吨位：2700T

治具重量：25KG

料头数量：11个

本产品因成型周期短，需模内完成取出+剪切动作，剪切精度要求0.3mm以内，夹具采用无痕吸盘，夹持接触部位采用软胶垫，并使用角度可调多功能弯臂完成夹取。

Product Description:

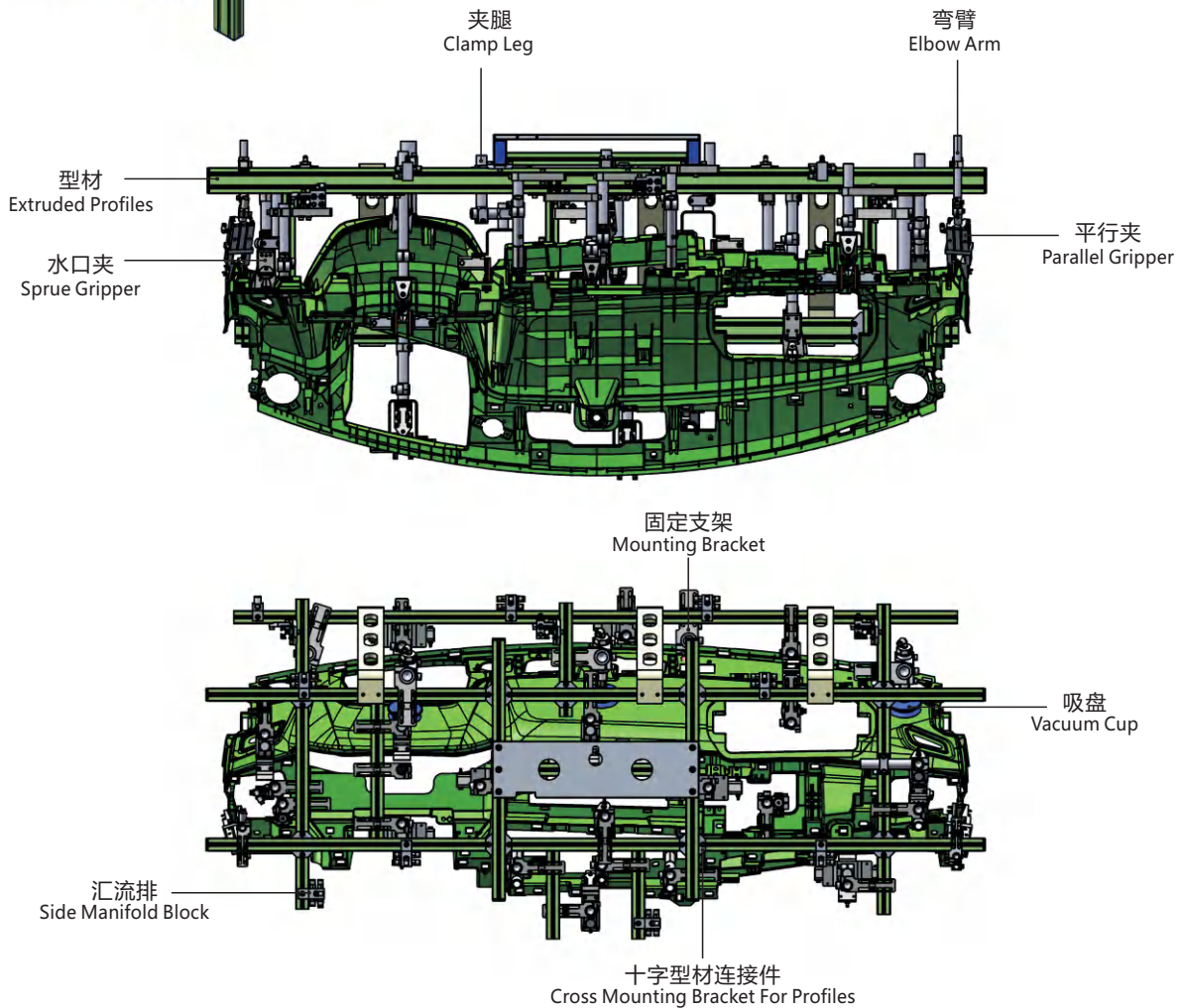
Name of fixture: Fixture of take out for instrument panel.

Machine tonnage: 2700T.

Weight of fixture: 25kg.

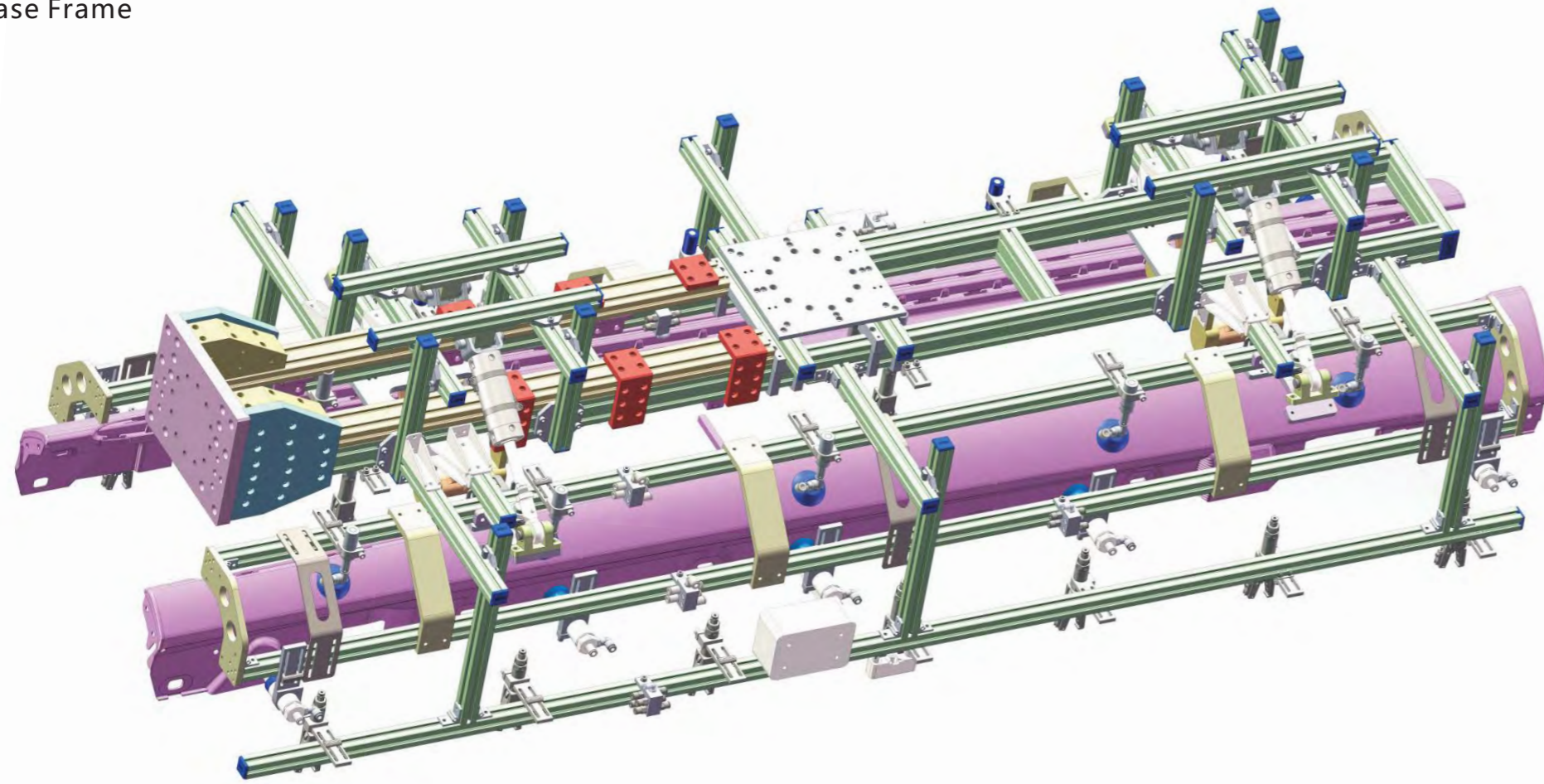
Sprue quantity: 11.

Due to the short molding cycle, the product needs to be taken out and cut in the mold, and the shear accuracy is required to be within 0.3mm. The fixture adopts non-marking suction cups, the clamp interface adopts soft rubber pad, and the angle can be adjust by multifunctional to make elbow arm complete the clamping.



运用实例 Application

基础框架 Base Frame



产品描述：

治具名称：汽车门槛条取出治具

机台吨位：2700T

治具重量：80KG

料头数量：14个

汽车门槛条分为左右件，产品内有很长倒扣，顶出后无法水平取出，本产品采用无痕吸盘吸附，夹具具备旋转功能，可将产品顺利取出。

Product Description:

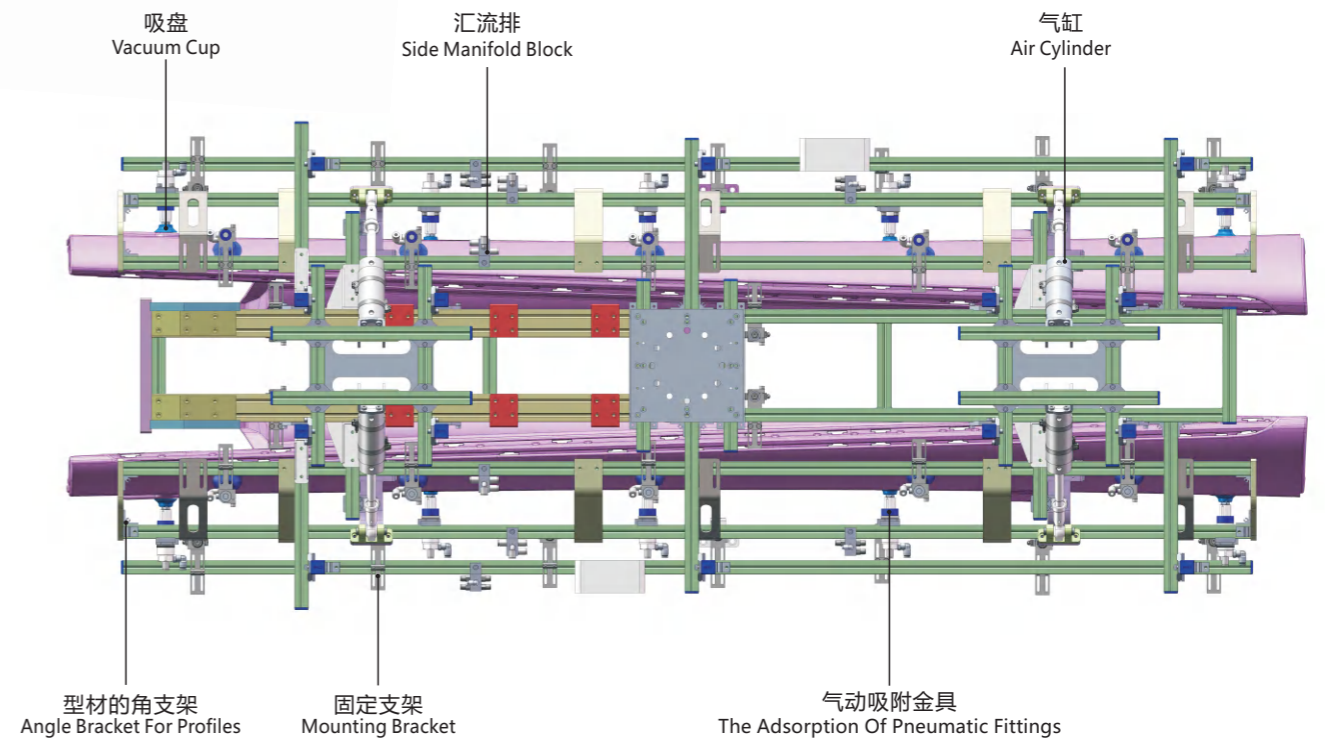
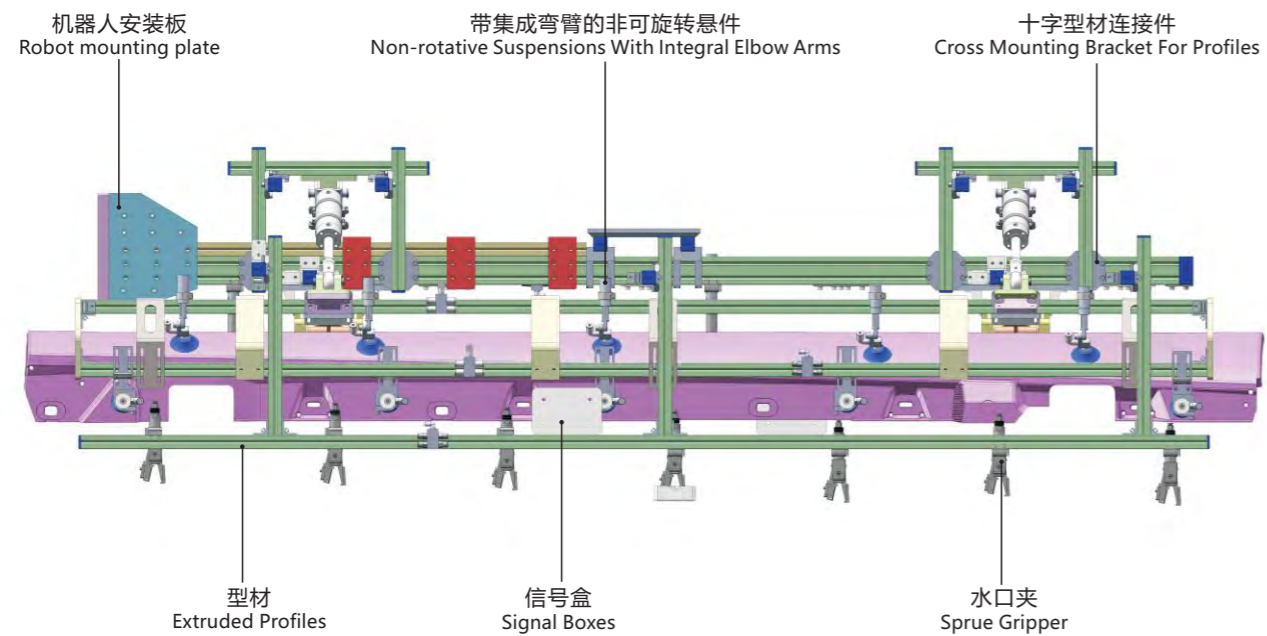
Tool Name: Fixture of take out for car threshold strip.

Machine tonnage: 2700T.

Weight of fixture: 80kg.


Sprue quantity: 14.

The car threshold strip is divided into left and right parts. There has long under-cut in the product which can not be taken out horizontally after being ejected. The product is absorbed by non-marking suction cup, and the fixture has the function of rotation, so the product can be taken out smoothly.



运用实例 Application

基础框架 Base Frame



产品描述：

治具名称：保险杠取出治具

机台吨位：1800T

治具重量：20KG

料头数量：8个

产品无法顺利脱模，需配备气缸侧拉辅助，产品接触面采用无痕吸盘，夹持接触部位采用软胶垫，并使用角度可调多功能弯臂完成夹取。

Product Description:

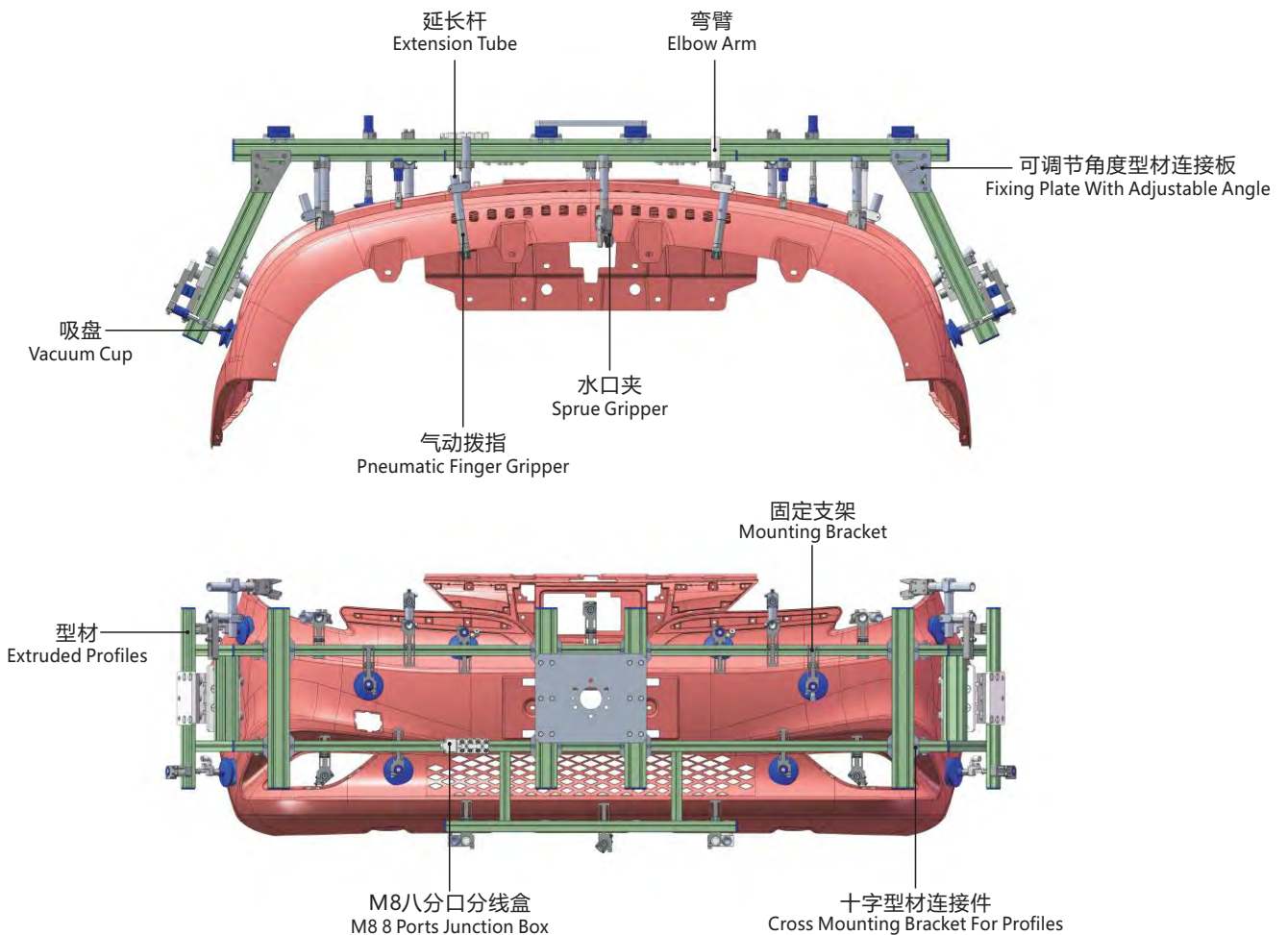
Fixture Name: Fixture of take out for bumper.

Machine tonnage: 1800T.

Weight of fixture: 20kg.

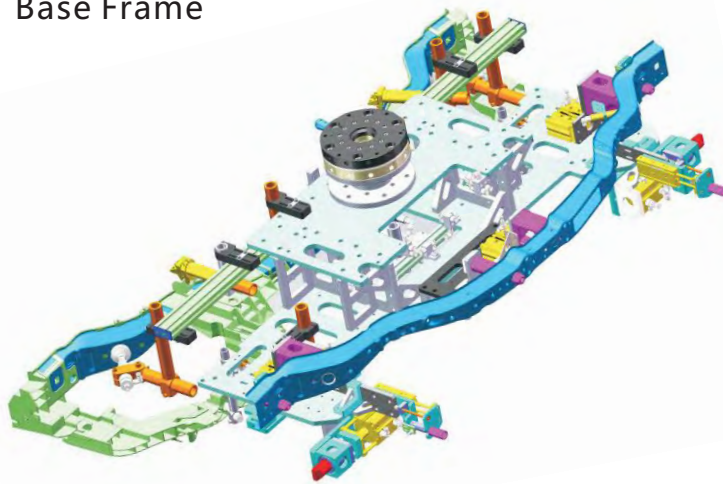
Sprue quantity: 8.

It needs to be equipped with cylinder to pulling from side because the product can't be demoulding smoothly. The contact surface of the product adopts non-marking suction cup, the clamp interface adopts soft rubber pad, and the angle can be adjust by multifunctional to make elbow arm complete the clamping.



运用实例 Application

基础框架 Base Frame



产品描述:

治具名称: 汽车板筋埋入取出治具;

产品一模一穴;

治具一侧取件一侧埋件

气路为: 五夹两吸

治具重约55kg

Product Description:

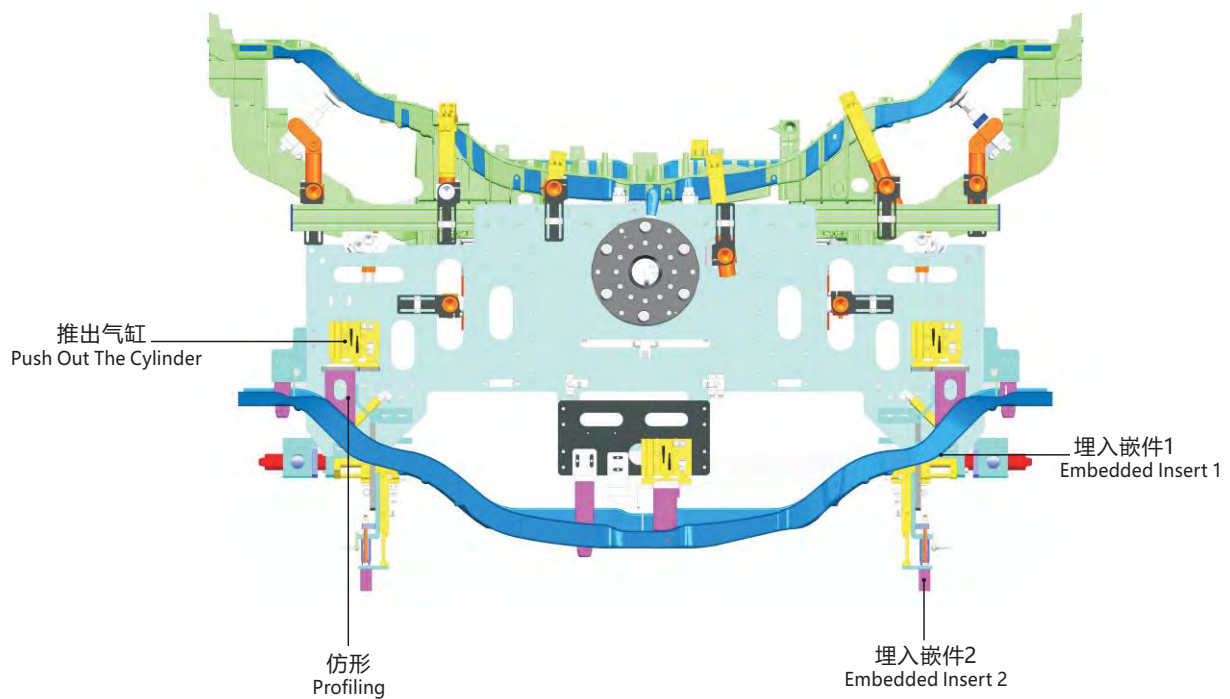
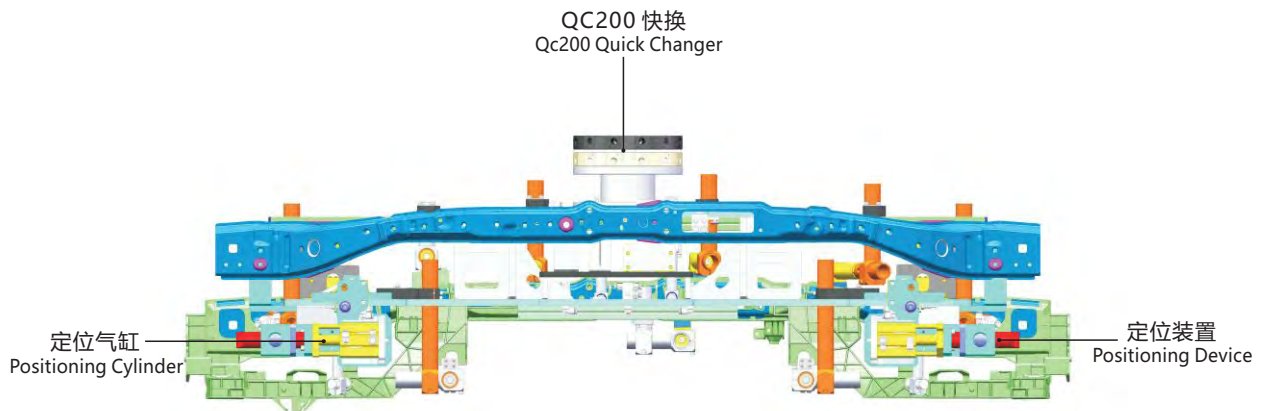
Name of fixture: Fixture of embed and take out for automobile slat bars;

One cavity in one mould;

One side of the fixture is taken out and the other side is embedded.

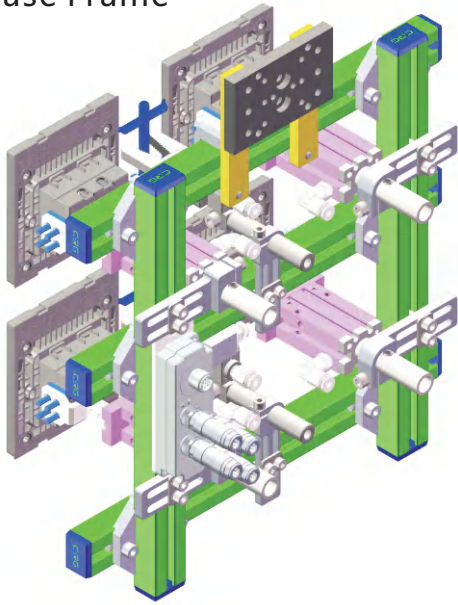
Gas circuit: five suction and two gripping.

The weight is about 55kg.



运用实例 Application

基础框架 Base Frame



产品描述：

治具名称：开关面板取出治具；

产品一模四穴；

料头用水口夹夹取

气路为：二夹

治具重约6kg

Product Description:

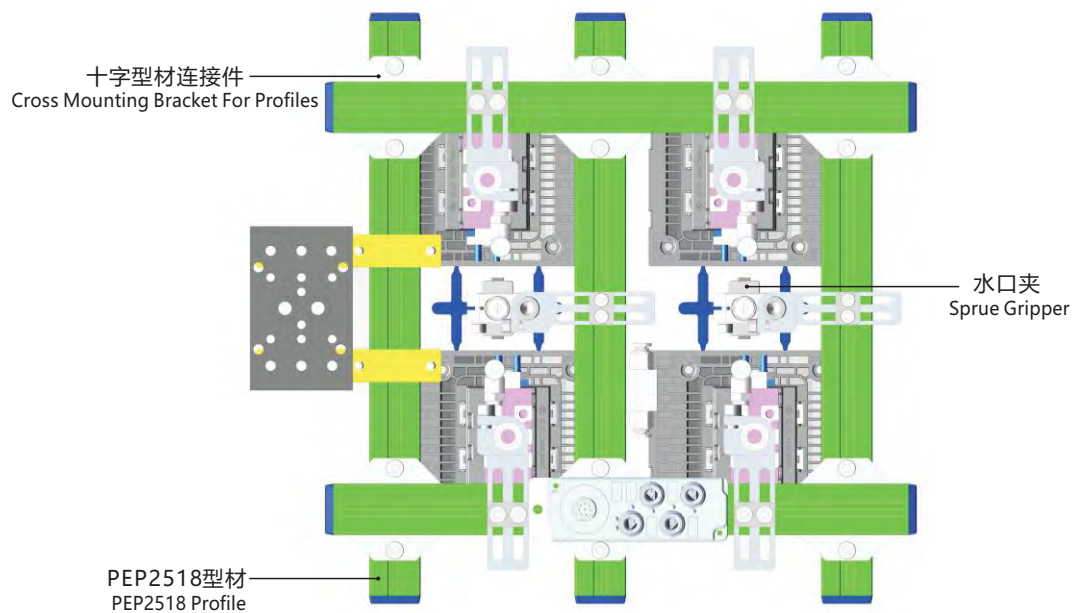
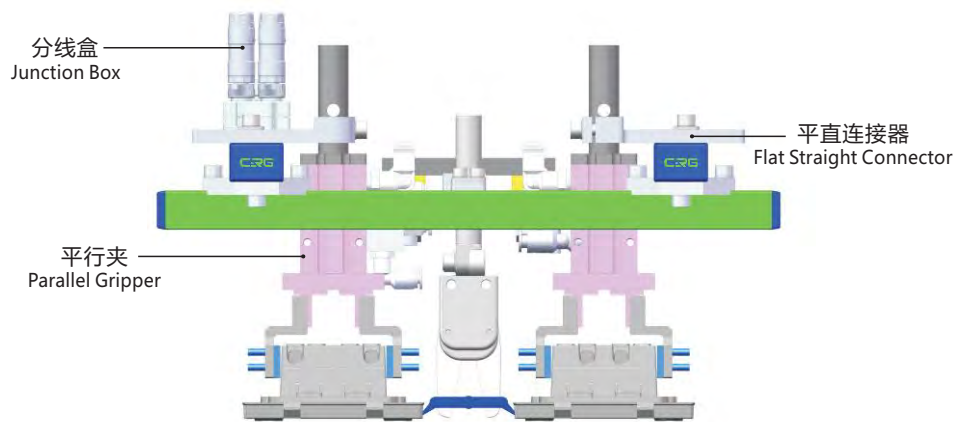
Name of fixture: Fixture of take out for Switch panel ;

Four cavities in one mould;

Take sprue gate out with sprue gripper.

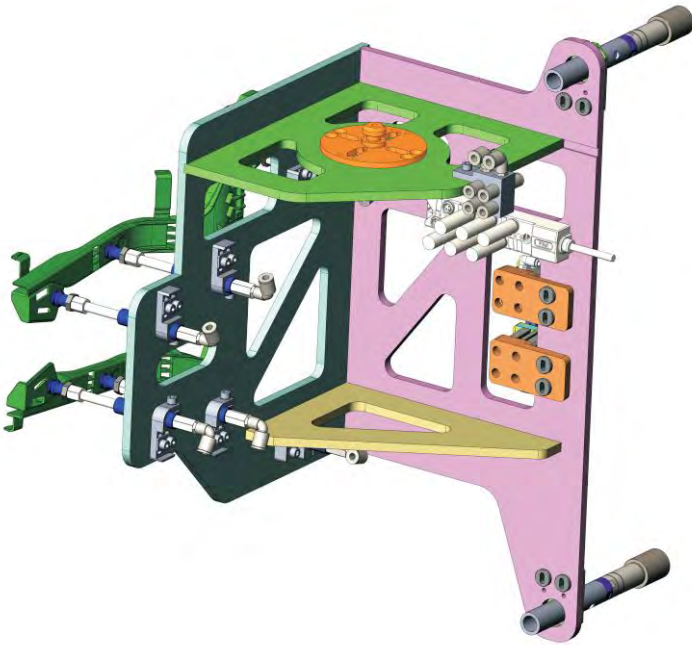
Gas circuit: two gripping.

The weight is about 6kg.



运用实例 Application

基础框架 Base Frame



产品描述:

治具名称: 铜螺母埋入取出治具;

产品一模二穴;

嵌件采用气缸推出, 埋入;

气路: 二吸二夹

治具重量: 10kg

Product Description:

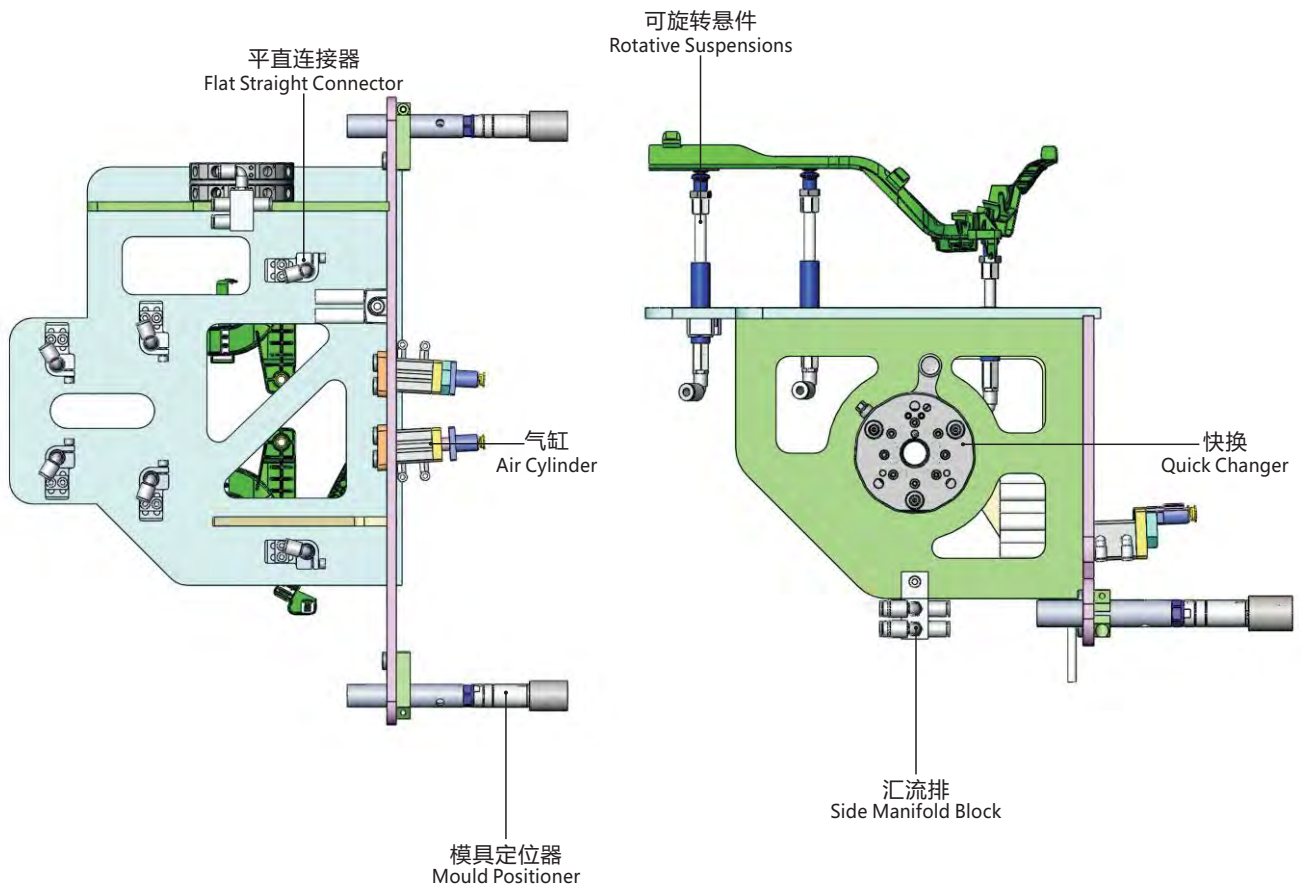
Name of fixture: Fixture of embed and take out for copper nut;

Two cavities in one mould;

The insert is pushed out by cylinder and embedded;

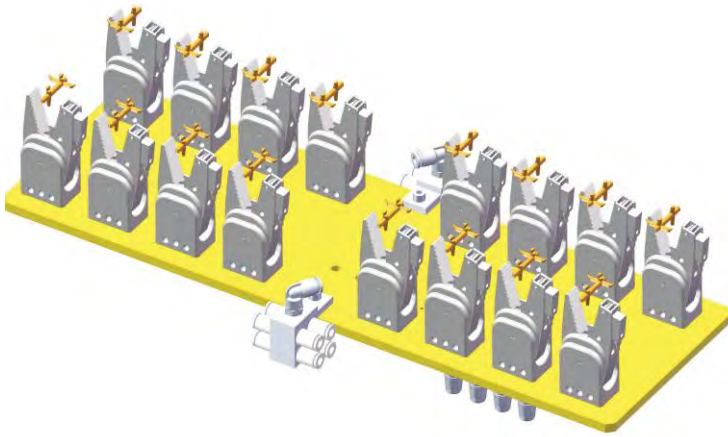
Gas circuit: two suction and two gripping.

Weight of fixture: 10kg.



运用实例 Application

基础框架 Base Frame



产品描述:

治具名称: 扎带料头取出治具;

产品一模十六穴;

料头采用水口夹取出

气路为: 二夹

治具重约3.2kg

Product Description:

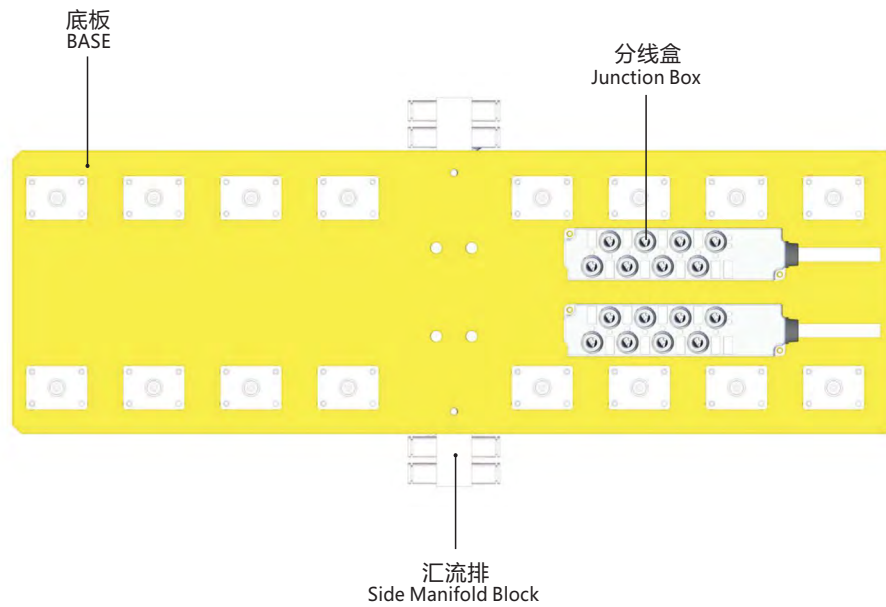
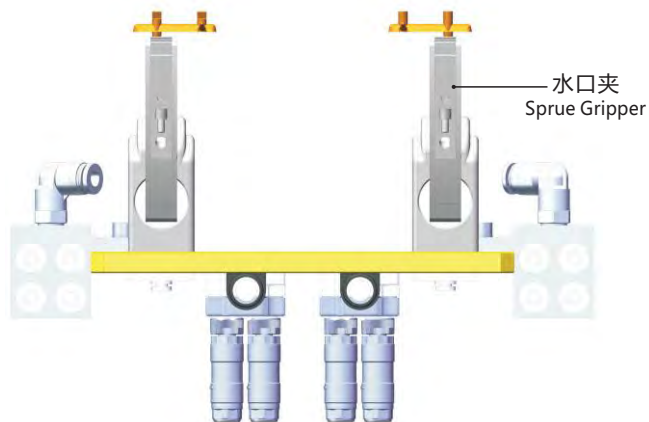
Name of fixture: Fixture of take out for sprue gate and cable tie ;

16 cavities in one mould;

Take sprue gate out with sprue gripper.

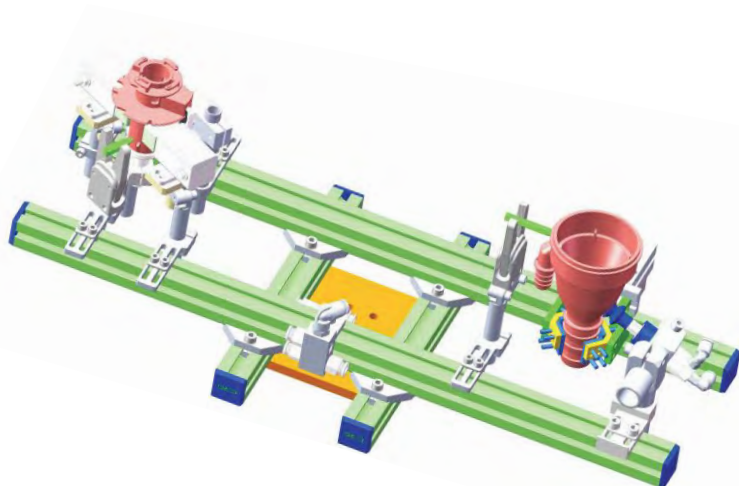
Gas circuit: two gripping.

The weight is about 3.2kg.



运用实例 Application

基础框架 Base Frame



产品描述:

治具名称: 汽车配件取出治具;

产品一模两穴

产品采用平行夹和抱具气缸取出, 料头采用水口夹取出

气路为三夹一吸

治具重约3.5kg

Product Description:

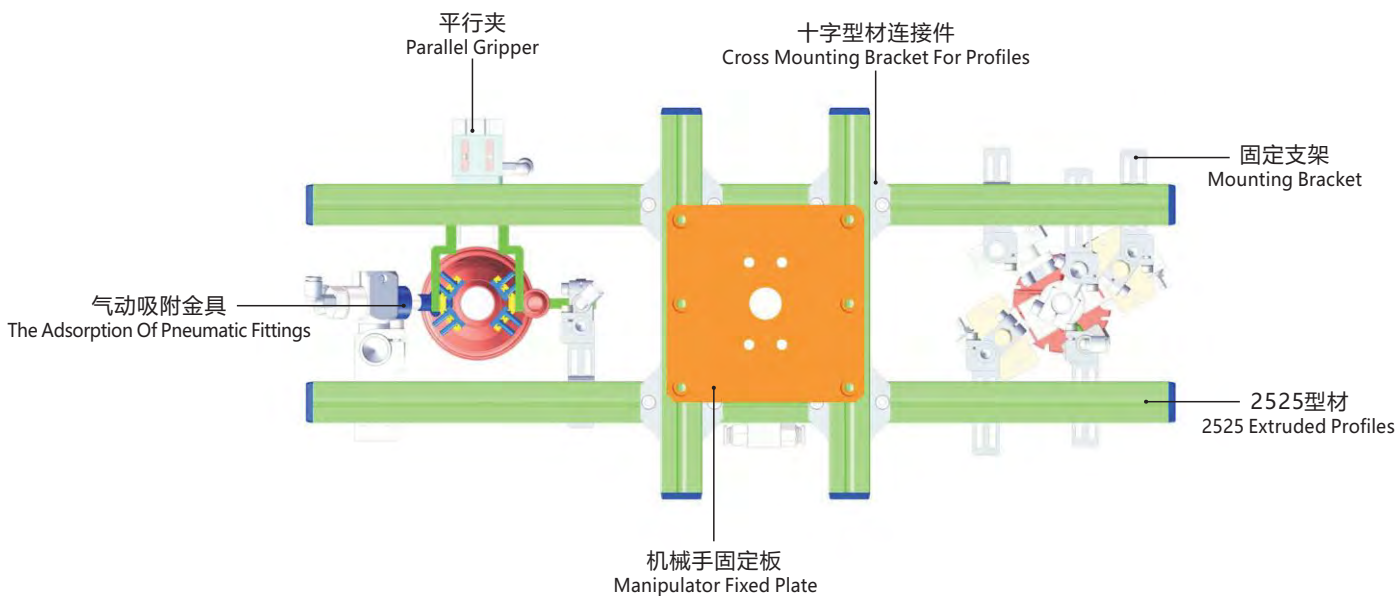
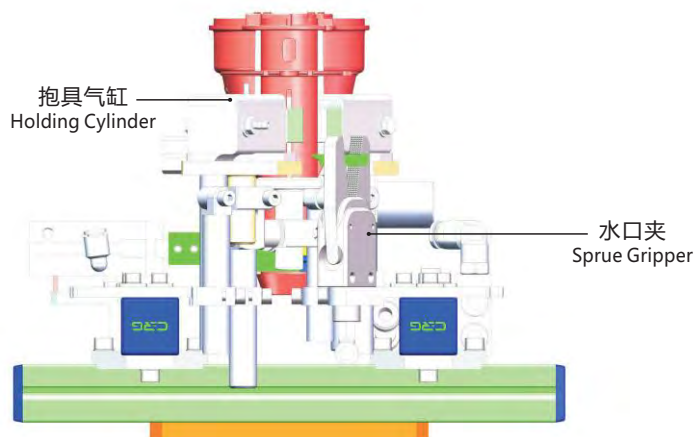
Name of fixture: Fixture of take out for auto parts ;

Two cavities in one mould;

The product is taken out by parallel clamp and holding cylinder, and take sprue gate out with sprue gripper.

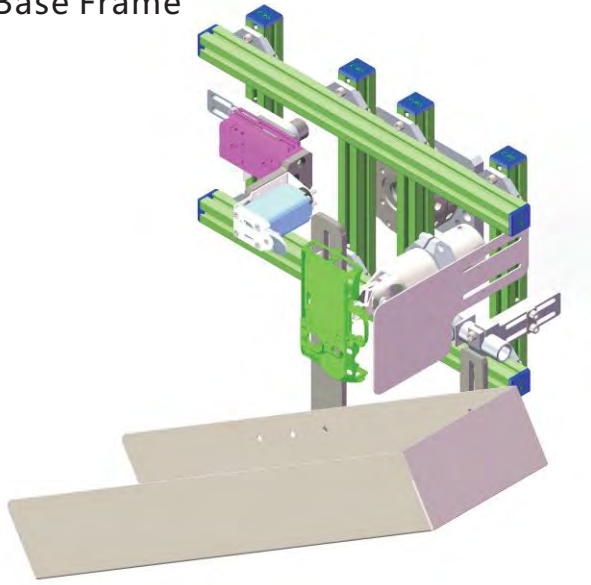
Gas circuit: one suction and three gripping.

The weight is about 3.5kg.



运用实例 Application

基础框架 Base Frame



产品描述:

治具名称: 数码相机壳体取出剪切治具;

产品一模十六穴;

料头需剪切

气路为: 四夹

治具重约6kg

Product Description:

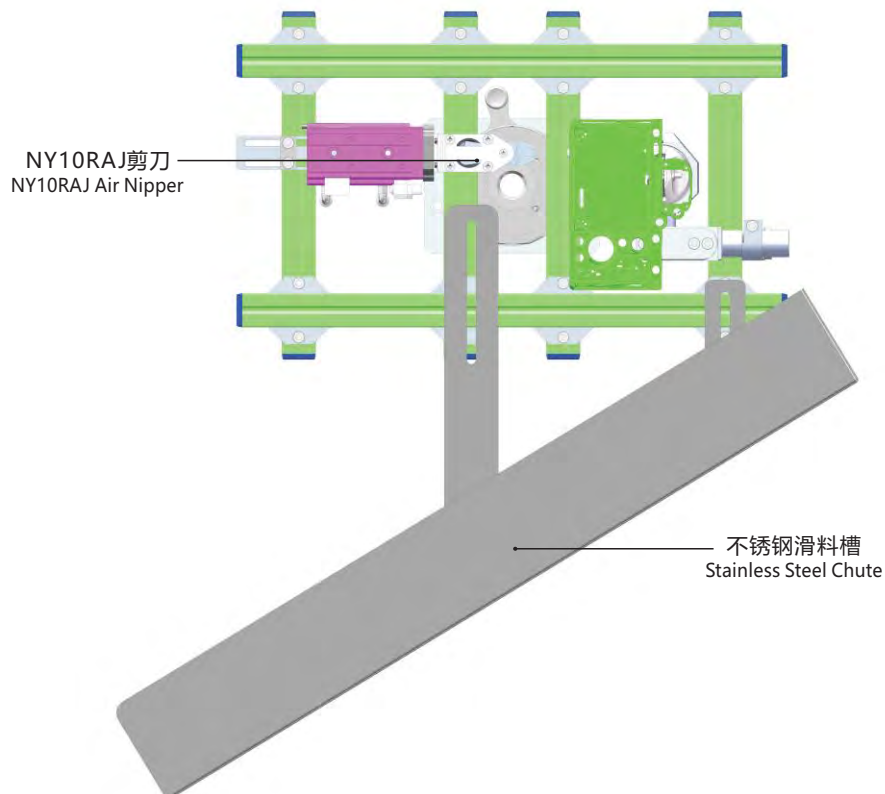
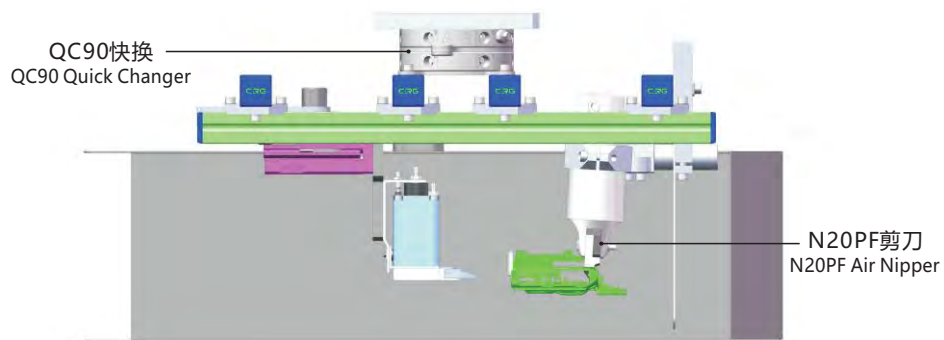
Name of fixture: Fixture of cut and take out for Digital camera shell ;

16 cavities in one mould;

The sprue gate needs to be sheared.

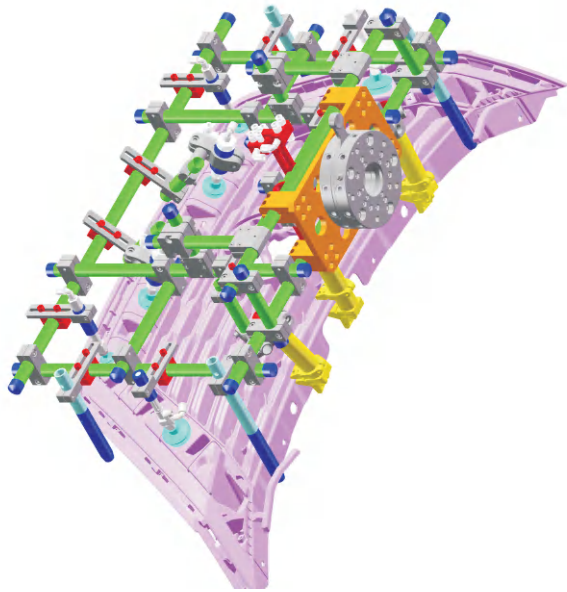
Gas circuit: four gripping.

The weight is about 6kg.



运用实例 Application

基础框架 Base Frame



产品描述:

治具名称: 汽车格栅取出治具;

产品一模一穴;

治具框架采用20钢管, 产品采用吸盘加拨指辅助取出;

气路为: 一吸一夹;

治具重约15kg;

Product Description:

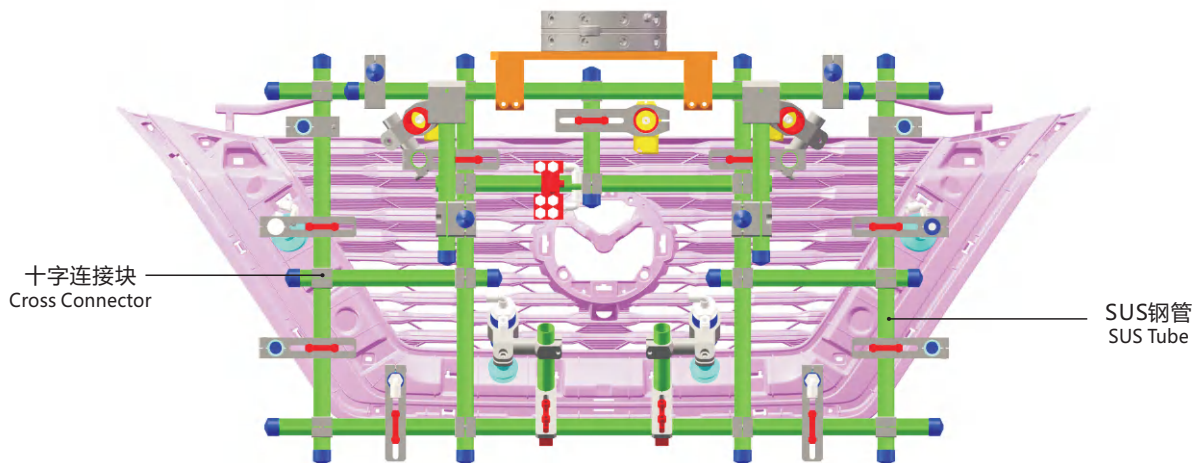
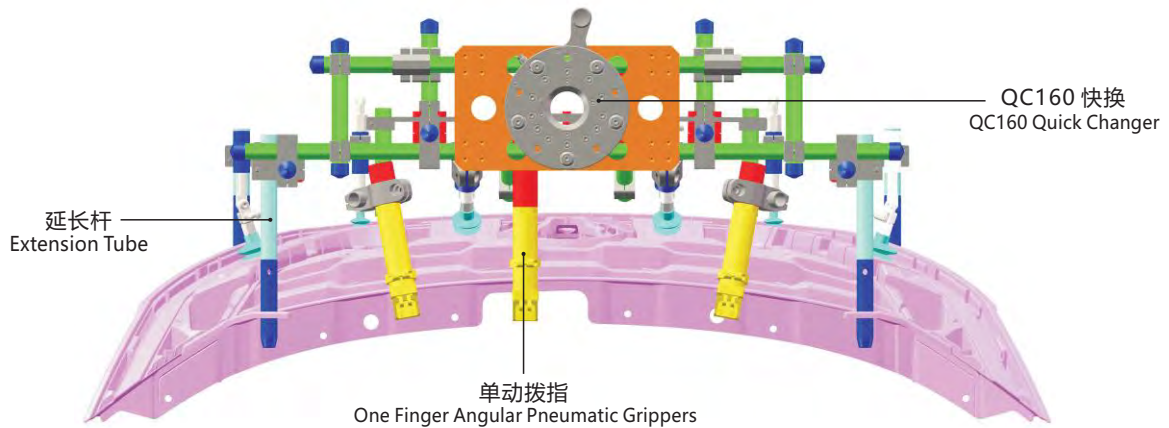
Name of fixture: Fixture of take out for Car grille;

One cavity in one mould;

The fixture frame is made of the steel pipe 20, and the product is taken out by vacuum cups and pneumatic finger gripper;

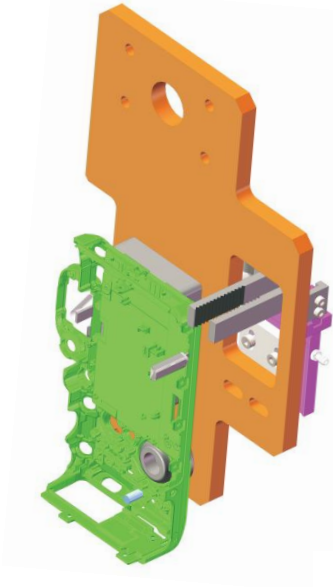
Gas circuit: one suction and two gripping.

The weight is about 15kg.



运用实例 Application

基础框架 Base Frame



产品描述:

治具名称: 数码相机壳体取出治具;

产品一模一穴;

料头采用水口夹加非标夹片取出

气路为: 一夹一吸

治具重约:3kg

Product Description:

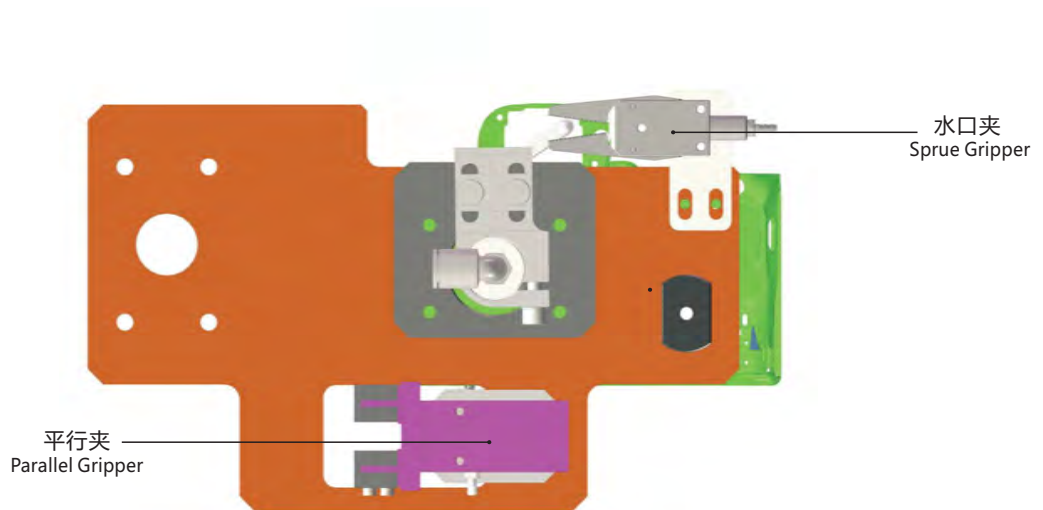

Name of fixture: Fixture of take out for Digital camera shell ;

One cavity in one mould;

Take sprue gate out with sprue gripper and non-standard clip.

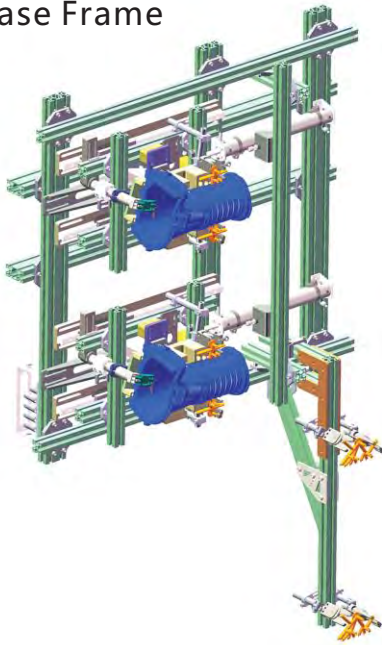
Gas circuit: one suction and one gripping.

The weight is about 3kg.



运用实例 Application

基础框架 Base Frame



产品描述:

治具名称: 汽车配件滑移取出治具;

产品一模二穴;

产品采用拨指+吸盘取出;

料头采用水口夹取出;

气路: 一吸三夹

治具重量: 23kg

Product Description:

Name of fixture: Fixture of slide and take out for auto parts ;

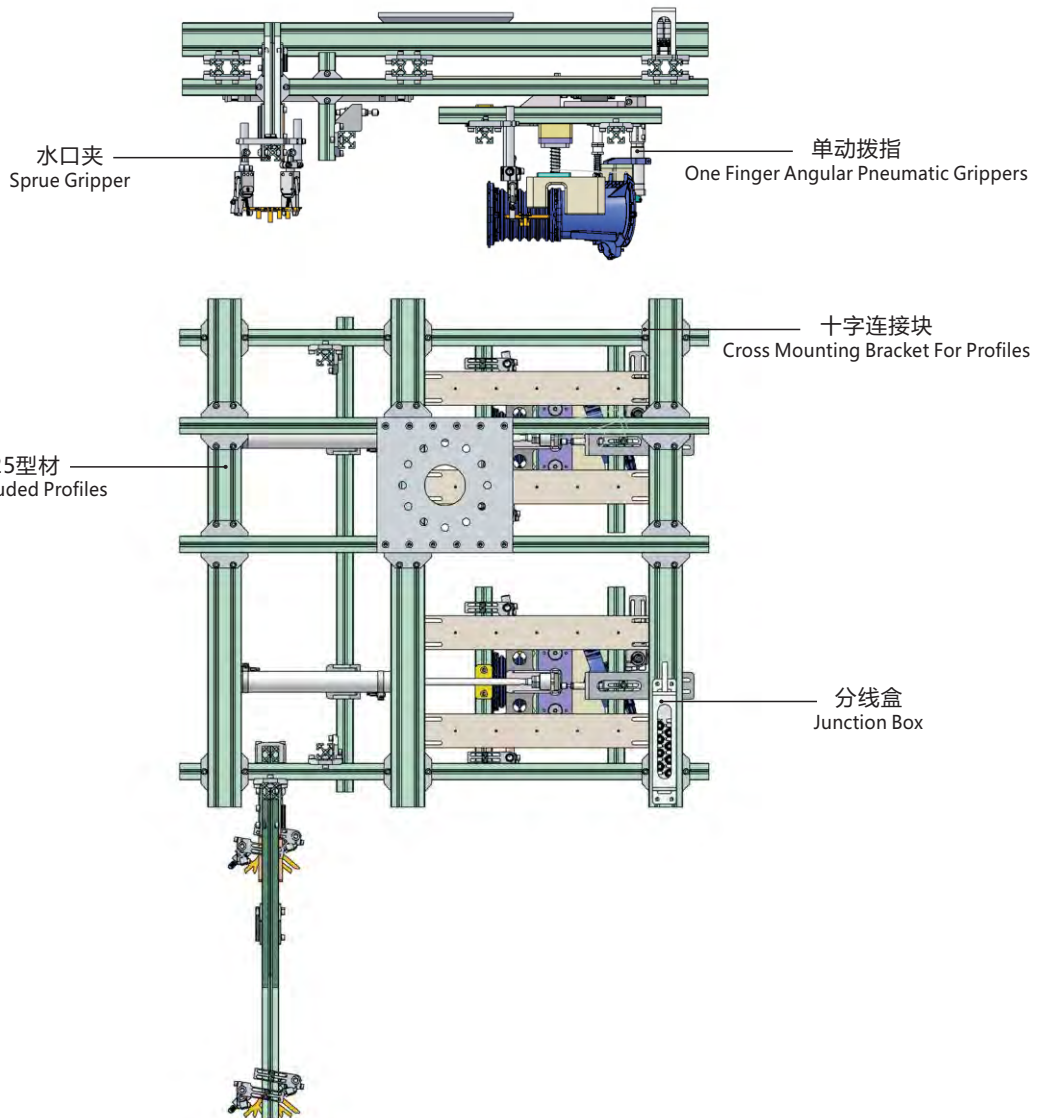
Two cavities in one mould;

Take product out with finger gripper and vacuum cup;

Take sprue gate out with sprue gripper;

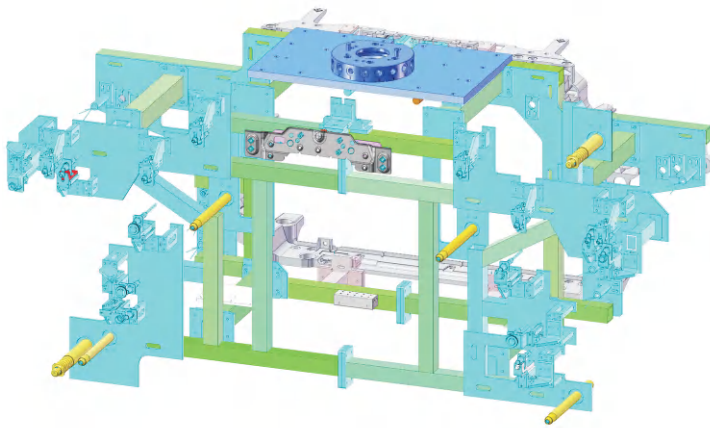
Gas circuit: one suction and three gripping.

Weight of fixture: 23kg.



运用实例 Application

基础框架 Base Frame



产品描述:

治具名称: 螺母、钣金取出埋入治具

产品一模一穴

气路为:六夹二吸治具

治具重约: 55kg

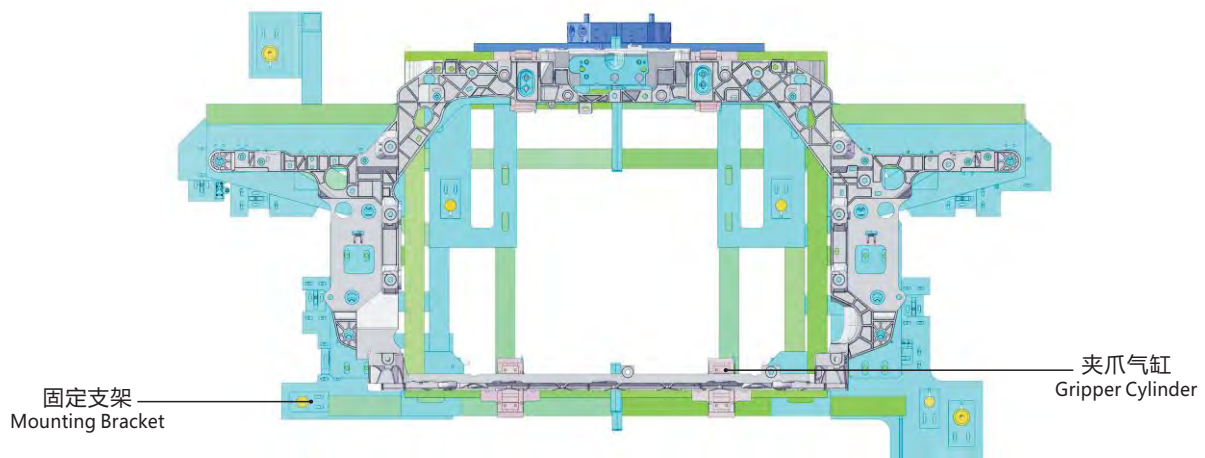
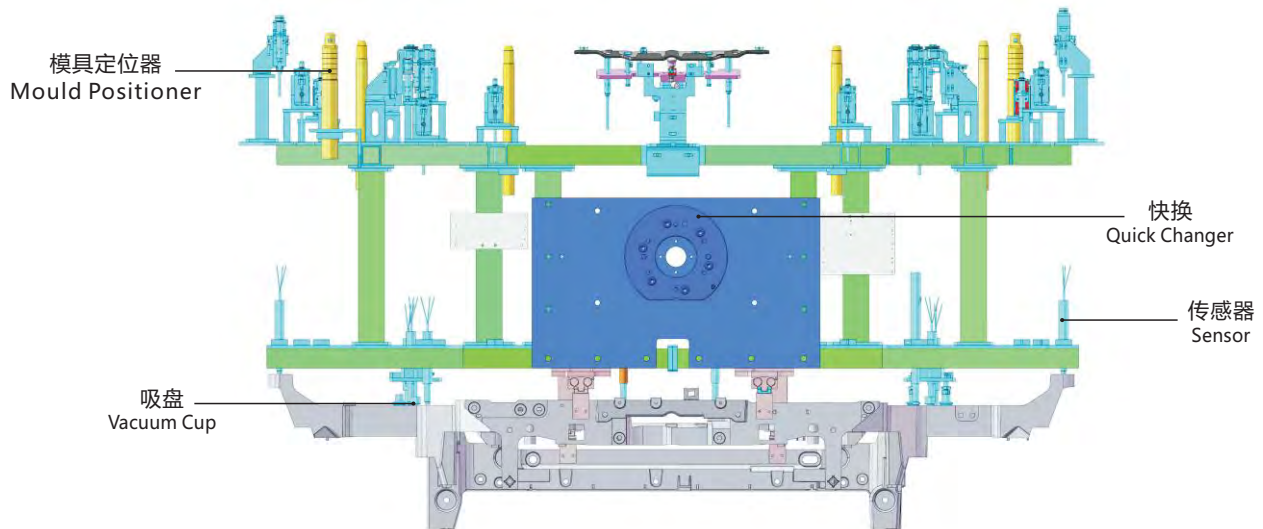
Product Description:

Name of fixture: Fixture of embed and take out for nut, sheet metal.

Two cavities in one mould;

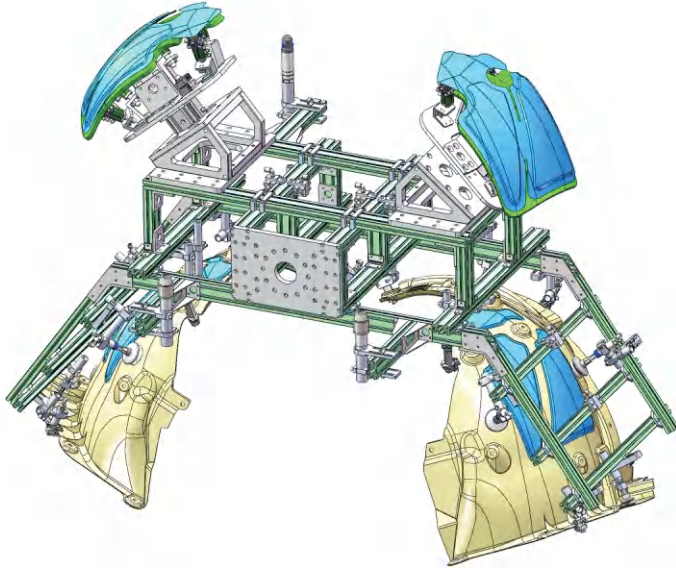
Gas circuit: Fixture of two suction and six gripping.

The weight is about 55kg.



运用实例 Application

基础框架 Base Frame



产品描述:

治具名称: 汽车毛毡轮毂罩取出埋入治具

产品一模两穴;

取出气路: 两吸四夹

埋入气路: 十二夹

治具重约: 75KG

此治具可完成在模内取件并通过针夹加退出

气缸及型腔仿形埋入两张毛毡,

取代人工复杂埋入, 提高效率 and 精度.

Product Description:

Name of fixture: Take out and embedding fixture of automobile felt hub cover

One mold two cavities;

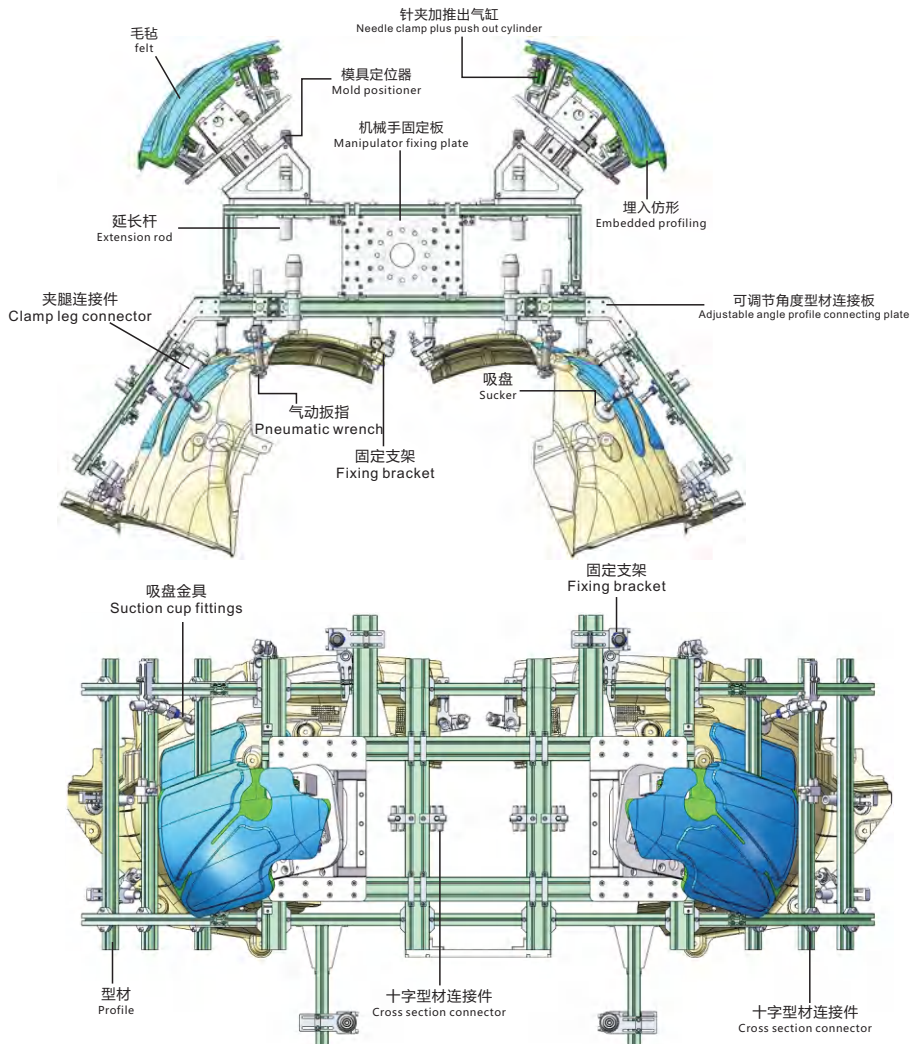
Take out the air circuit: Two suction four clamps

Fixture weight: 75KG

This fixture can take parts in the mold and push them out through the needle clamp

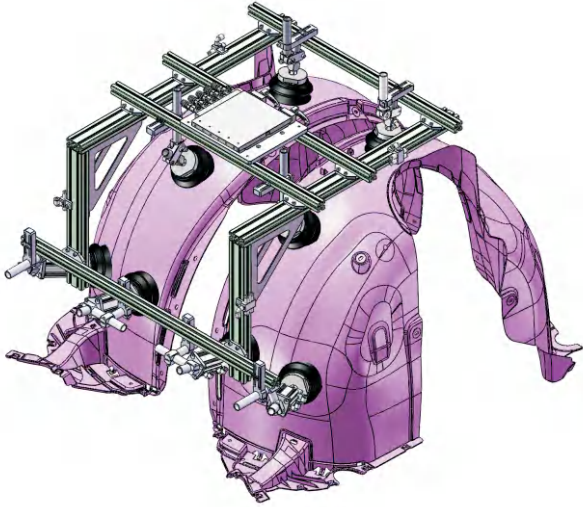
Two pieces of felt are embedded in the cylinder and cavity

Replace manual complex embedding high efficiency and accuracy



运用实例 Application

基础框架 Base Frame



产品描述:

治具名称: 汽车轮毂罩取出治具;

产品一模二穴;

产品采用吸盘取出;

气路: 二吸二夹

治具重量: 18kg

Product Description:

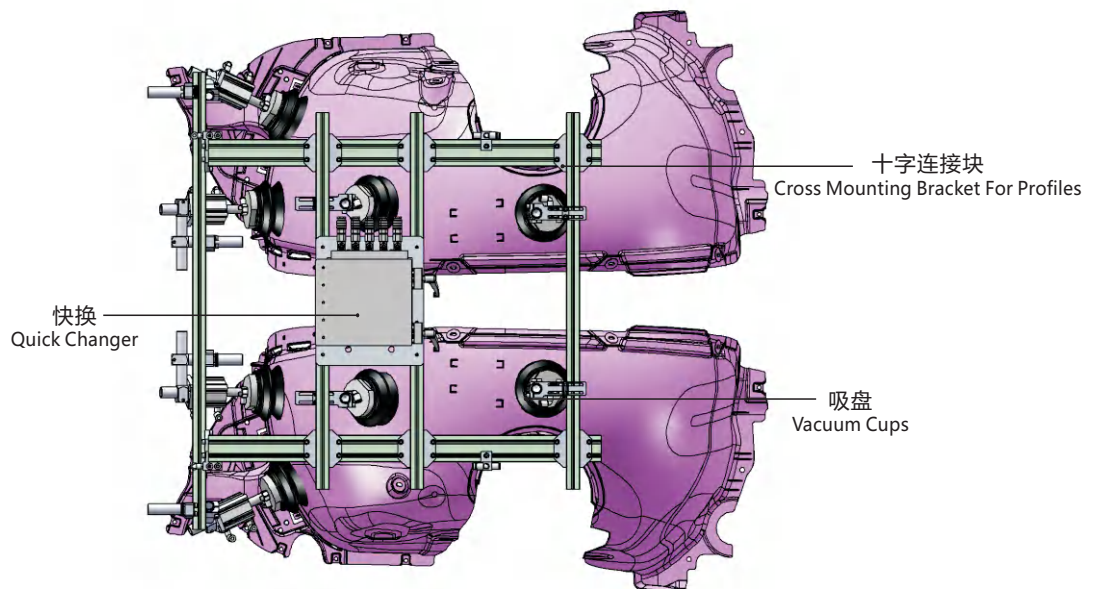
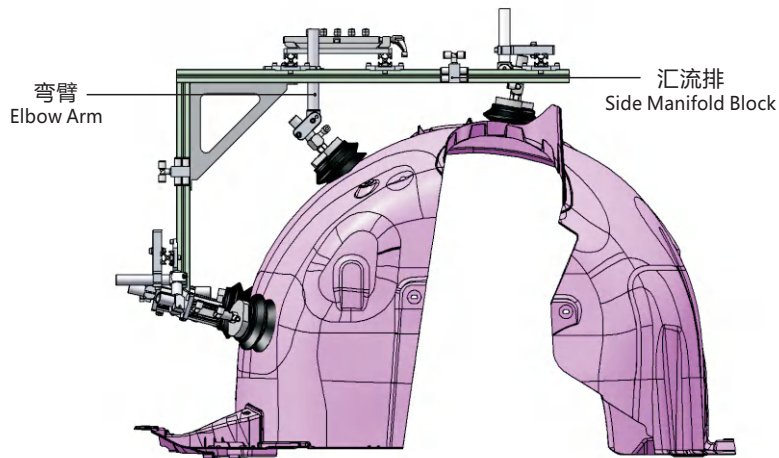
Name of fixture: Fixture of take out for Automobile wheel hub cover;

Two cavities in one mould;

Take product out with vacuum cup;

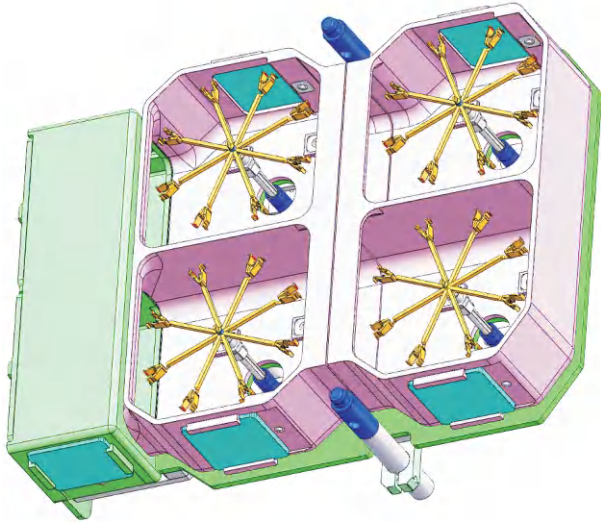
Gas circuit: two suction and two gripping.

Weight of fixture: 18kg.



运用实例 Application

基础框架 Base Frame



产品描述:

治具名称: 多腔迷你型产品取出治具

产品一模三十二穴

料头采用吸盘取出

气路为:一吸两夹

治具重量: 12KG

此治具为批量产品易收集及减少脱落外观不良, 设置收纳盒, 模具顶出产品自动掉落到收集盒, 再整体放置出货平台, 实现快速取件和包装。

Product Description:

Fixture name: Multi-cavity mini product removal fixture

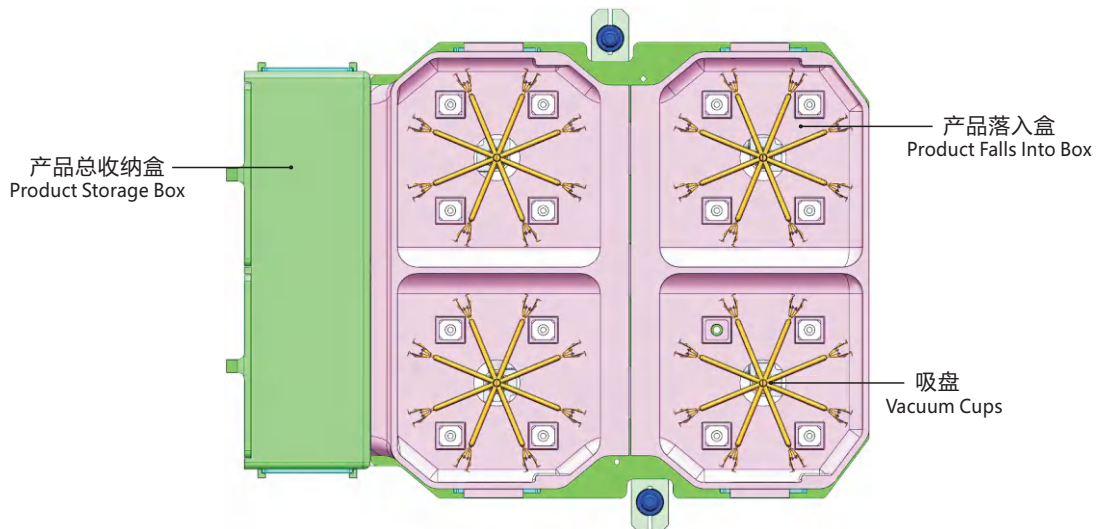
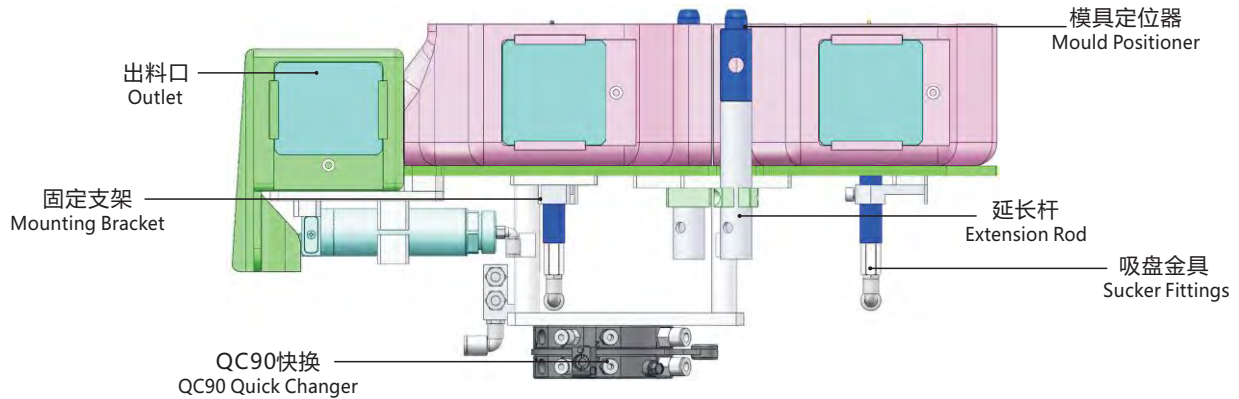
The product has 32 holes in one mold.

The material head is taken out with a suction cup.

The air path is: one suction and two clamps.

Fixture weight: 12KG.

This fixture is easy to collect bulk products and reduce the appearance of falling off. It is equipped with a storage box, and the mold ejected products are automatically dropped into the collection box, and then placed on the shipping platform as a whole to achieve quick pick-up and packaging.



运用实例 Application

基础框架 Base Frame

产品描述:

治具名称: 保险杠定模取出治具

机台吨位: 3300T

治具重量: 65KG

简化模具结构, 节约成本, 产品定模取件, 配备连动大力夹牵引和吸盘辅助, 顺利取出产品.

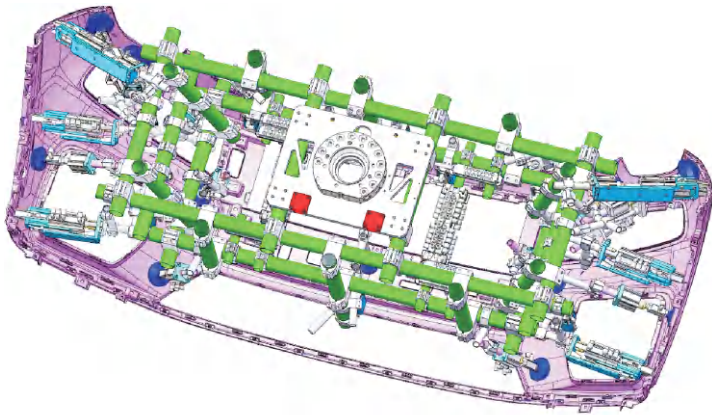
Product Description:

Fixture name: Bumper fixed die removal fixture

Machine tonnage: 3300T

Fixture weight: 65KG

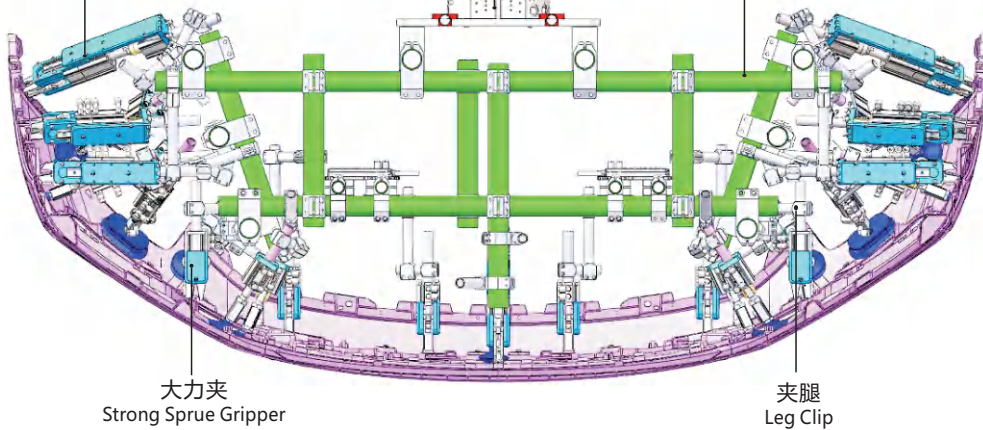
Simplify the mold structure, save costs, and take out the product from the fixed mold. Equipped with the linkage of the strong clamp traction and suction cup assistance, the product can be taken out smoothly.



牵引式大力夹 (夹口可配传感器)
Traction type high strength clamp
(clamp mouth can be equipped with sensor)

QCA-200快换
QCA-200 Quick Changer

碳纤维管
Carbon Fiber Tube



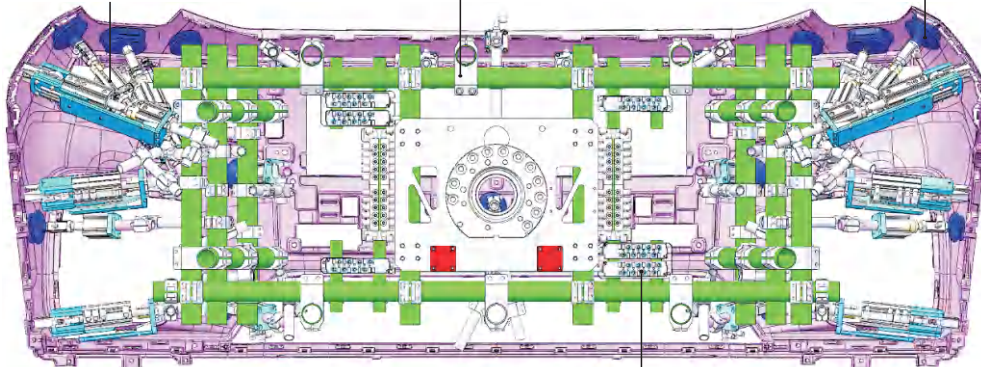
大力夹
Strong Sprue Gripper

夹腿
Leg Clip

十字连接块
Cross Connector

推出气缸
Push Out The Cylinder

吸盘
Vacuum Cups




M8八分口分线盒
M8 8 Ports Junction Box



全钢制钳口
All-steel jaws

非标定制水口夹
Non-standard custom nozzle clamp


全食品级不锈钢本体
All food grade stainless steel body



食品级快换
Food grade quick changer



非标定制水口夹
Non-standard custom nozzle clamp

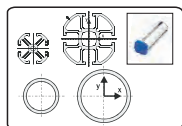


非标定制大力夹
Non-standard custom vigorous clip

☑接收各种非标定制

☑Receive all kinds of non-standard customizations

目录内容 Table of Contents



型材、钢管 P rofile、SUS Tube

01-05



支架模组 S tents Module

06-54



快换 Q uick Changer

55-104



夹具组件 G rip Module

105-193



气动剪刀 Air N ipper

194-196



真空组件 V acuum Module

197-233



附件 A ccessory Components

234-251

索引 | General Index

型材、钢管

P-型材、钢管
Profile、SUS Tube



PST-钢管
Sus Tube
页码/Page 1



PCT-碳纤维管
Carbon Fiber Tube
页码/Page 1



PEP-型材
Extruded Profiles
页码/Page 2



PT-T型螺母
T-Nuts
页码/Page 3

支架模组

S-支架模组
Stents Module



SFP-型材固定板
Fixing Plate
页码/Page 6~8



SMB-模组固定件
Module Fixed Part
页码/Page 9~39



SV-吸盘支架
Vacuum Cups Bracket
页码/Page 40~44



SC-夹腿连接件
Clamp Leg Connector
页码/Page 45~50



SEA-弯臂连接件
Elbow Arm Connector
页码/Page 51~53



SBN-套筒螺母
Bush Nut
页码/Page 54

快换

Q-快换
Quick Changer



QCA-圆形自动快换
Automatic Quick Changer
页码/Page 55~86



QC-圆形手动快换
Round Quick Changer
页码/Page 87~98




SIP-快换连接板
Quick Changer Connector
页码/Page 90~98



QCS-方形手动快换
Square Quick Changer
页码/Page 99



QCL-L形手动快换
Manual Quick Changer
页码/Page 100~102



QCA-方形自动快换
Automatic Quick Changer
页码/Page 104

夹具组件

G-夹具组件
Grip Module



GMH-气缸夹
Cylinder Gripper
页码/Page 105~108



GMHZL2-加长平行夹
Lengthen Parallel Gripper
页码/Page 106



GMXQ-气动滑台
Air Slide Table
页码/Page 113~121



GR-水口夹
Sprue Gripper
页码/Page 122~164

索引 | General index



GS-缓冲支架
Buffer Support
页码/Page 171~172



GMP-模具定位器
Mould Positioner
页码/Page 173



GN-气动针夹
Pneumatic Needle Gripper
页码/Page 175-177



GBD-鼓胀器
Bulging Device
页码/Page 178~179



GF-气动拨指
Pneumatic Finger Gripper
页码/Page 180~189



GO-单动拨指
One Finger Angular Pneumatic Grippers
页码/Page 190

气动剪刀

N-气动剪刀
Air Nipper



GT-推入式气剪
Thrust Cut Nippers
页码/Page 193~194



GTC-温度控制器
Temperature Regulator
页码/Page 195



GT-加热割刀
Heating Cutter
页码/Page 196

真空组件

V-真空组件
Vacuum Module



FGA-吸盘
Vacuum Cup
页码/Page 197~201



VSH-吸盘
Vacuum Cups
页码/Page 202~204



SAF-吸盘
Vacuum Cups
页码/Page 205~206



VM-吸盘金具转接头
Vacuum Cup Connector
页码/Page 207~215



VF-金具缓冲杆
Stem Suction Buffer Body
页码/Page 216~219



Compact-真空模组
Vacuum Module
页码/Page 225~233

附件

A-附件
Accessory Components



ASC-信号盒
Signal Boxes
页码/Page 234



AJB-分线盒
Junction Box
页码/Page 235~238



ARJ-微型减压阀
Miniature Regulator
页码/Page 239

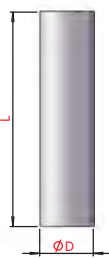


KQ2-气管接头
Hose Fitting
页码/Page 241~250



AH-气管
Hoses
页码/Page 251

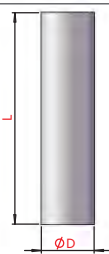
不锈钢管 Sus Tube



钢管端盖
Tube plugs

货号(PN)	型号(Model)	D(mm)	L(mm)	T(mm)	重量(Weight)	端盖(PN)	端盖(Model)
4.Y00040	PST8-1500	Ø8	1500	0.6	215g	1.Y03375(红色Red)	P08RD
4.Y00021	PST12-1500	Ø12	1500	0.6	339g	1.Y03636(灰色Grey) 1.Y03638(蓝色Blue) 1.Y03640(黑色Black)	P12GY P12BU P12BK
4.Y00022	PST20-1500	Ø20	1500	0.8	560g	1.Y03637(灰色Grey) 1.Y03639(蓝色Blue) 1.Y03641(黑色Black)	P20GY P20BU P20BK

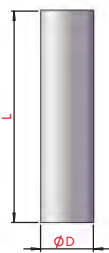
铝管 Aluminium Tube



铝管端盖
Tube plugs

货号(PN)	型号(Model)	D(mm)	L(mm)	T(mm)	重量(Weight)	端盖(PN)	端盖(Model)
4.Y00468	PAT20-1000	Ø20	1000	2.0	308g	1.Y03637(灰色Grey) 1.Y03639(蓝色Blue)	P20GY P20BU
4.Y10972	PAT20-2000	Ø20	2000	2.0	616g	1.Y03641(黑色Black)	P20BK
4.Y10950	PAT25-1000	Ø25	1000	2.5	467g	1.Y10988(黑色Black)	P25BK
4.Y10974	PAT25-2000	Ø25	2000	2.5	934g		
4.Y00469	PAT30-1000	Ø30	1000	2.5	558g	1.Y20001(黑色Black)	P30BK
4.Y10973	PAT30-2000	Ø30	2000	2.5	1116g		
4.Y00538	PAT40-1000	Ø40	1000	2.5	799g	1.Y10987(黑色Black)	P40BK
4.Y10975	PAT40-2000	Ø40	2000	2.5	1558g		

碳纤维管 Carbon fiber Tube



碳纤维管端盖
Tube plugs

货号(PN)	型号(Model)	D(mm)	L(mm)	T(mm)	重量(Weight)	端盖(PN)	端盖(Model)
4.Y10960	PCT8-1000	Ø8	1000	0.8	31g	1.Y03375(红色 Red)	P08RD
4.Y10961	PCT8-2000	Ø8	2000	0.8	62g		
4.Y10962	PCT12-1000	Ø12	1000	1.0	59g	1.Y03636(灰色Grey) 1.Y03638(蓝色Blue) 1.Y03640(黑色Black)	P12GY P12BU P12BK
4.Y10963	PCT12-2000	Ø12	2000	1.0	118g		
4.Y10964	PCT20-1000	Ø20	1000	1.2	103g	1.Y03637(灰色Grey) 1.Y03639(蓝色Blue) 1.Y03641(黑色Black)	P20GY P20BU P20BK
4.Y10965	PCT20-2000	Ø20	2000	1.2	206g		
4.Y10966	PCT25-1000	Ø25	1000	1.5	169g	1.Y10988(黑色Black)	P25BK
4.Y10967	PCT25-2000	Ø25	2000	1.5	339g		
4.Y10968	PCT30-1000	Ø30	1000	1.5	236g	1.Y20001(黑色Black)	P30BK
4.Y10969	PCT30-2000	Ø30	2000	1.5	472g		
4.Y10970	PCT40-1000	Ø40	1000	2.5	431g	1.Y10987(黑色Black)	P40BK
4.Y10971	PCT40-2000	Ø40	2000	2.5	861g		

型材
钢管
Profile
SUS Tube

支架
模组
Stents
Module

快换
Quick
Changer

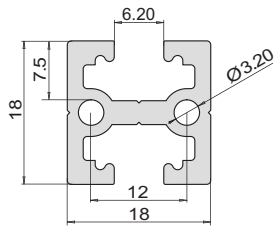
夹具
组件
Grip
Module

气动
剪刀
Air
Nipper

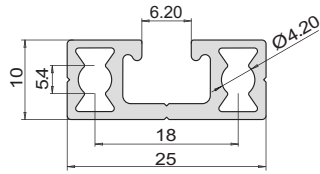
真空
组件
Vacuum
Module

附件
Accessory
Components

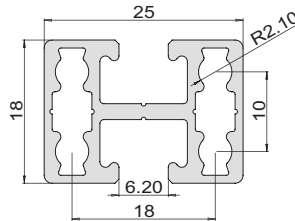
型材 Extruded Profiles



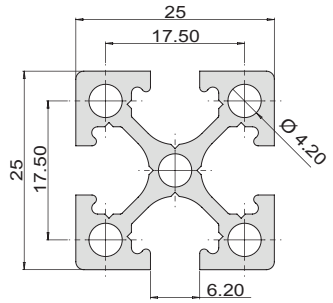
PEP1818



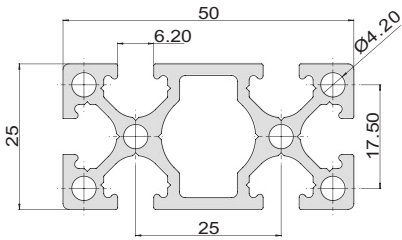
PEP2510



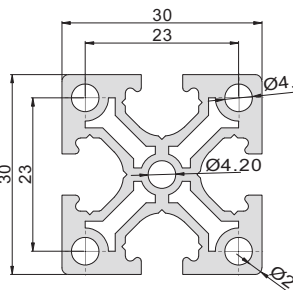
PEP2518



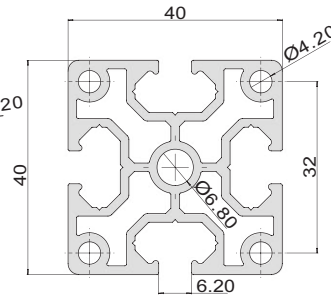
PEP2525



PEP5025



PEP3030

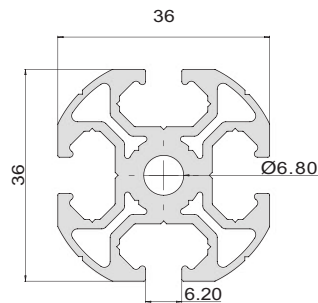


PEP4040



货号(PN)	型号(Model)	长度(Length)	重量(Weight)	端盖货号(Plugs PN)	端盖型号(Plugs Model)
4.Y00075	PEP1818-1000	1.0m	425g	4.Y00517	P1818
4.Y00076	PEP2510-1000	1.0m	310g	4.Y00518	P2510
4.Y00455	PEP2518-1000	1.0m	400g	4.Y00069	P2518
4.Y00050	PEP2525-1000	1.0m	610g	4.Y00070	P2525
* 4.Y00051	PEP2525-2000	2.0m	1220g		
4.Y00056	PEP5025-1000	1.0m	1040g	4.Y00071	P5025
* 4.Y00057	PEP5025-2000	2.0m	2080g		
4.Y00052	PEP4040-1000	1.0m	1300g	4.Y00072	P4040
* 4.Y00053	PEP4040-2000	2.0m	2600g		
4.Y00540	PEP3030-1000	1.0m	650g		P3030
* 4.Y00541	PEP3030-2000	2.0m	1300g		

* 选件 Optional



PEP-3636

货号(PN)	型号(Model)	长度(Length)	重量(Weight)	端盖货号(Plugs PN)	端盖型号(Plugs Model)
4.Y00054	PEP3636-1000	1.0m	1168g		
4.Y00484	PEP3636-1500	1.5m	1752g	4.Y00073	P3636
* 4.Y00055	PEP3636-2000	2.0m	2336g		

* 选件 Optional

型材 / SUS Tube

支架模组

快换

夹具组件

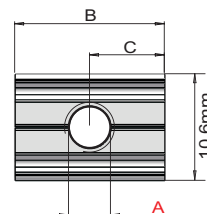
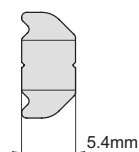
气动剪刀

真空组件

附件

T型螺母 T-Nuts

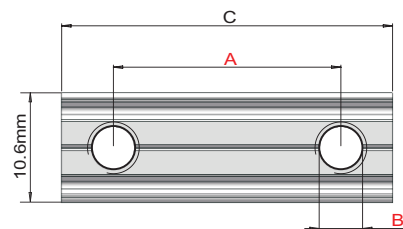
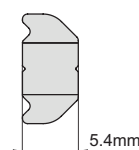
型材
SUS Tube



支架
模组

货号(PN)	型号(Model)	A(mm)	B(mm)	C(mm)	重量(Weight)
7.Y00651	PTN-M4	M4	15	7.5	5g
7.Y00425	PTN-M5	M5	15	7.5	5g
7.Y00652	PTN-M6	M6	15	7.5	5g

快换



夹具
组件

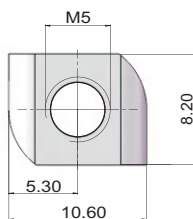
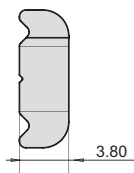
货号(PN)	型号(Model)	A(mm)	B(mm)	C(mm)	重量(Weight)
7.Y00653	PTN-M4P8	8	M4	16	5g
7.Y00654	PTN-M5P10	10	M5	20	7g
7.Y00655	PTN-M5P15	15	M5	25	9g
7.Y00656	PTN-M5P17	17	M5	25	9g
7.Y00657	PTN-M5P22	22	M5	32	11g
7.Y00658	PTN-M5P25	25	M5	35	13g
7.Y00659	PTN-M5P28	28	M5	38	14g
7.Y00660	PTN-M5P30	30	M5	40	15g
7.Y00661	PTN-M5P35	35	M5	45	16g
7.Y00662	PTN-M5P40	40	M5	50	18g
7.Y00663	PTN-M5P50	50	M5	60	22g
7.Y00664	PTN-M5P60	60	M5	70	26g
7.Y00665	PTN-M5P90	90	M5	100	38g

气动
剪刀

真空
组件

附加螺母 Last-Minute Nut

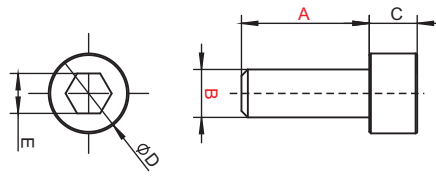
当已装配好的治具需要增加一些配件时可以使用。
To be used when you need to add something to an already assembled EOAT.



附件
Accessory Components

货号(PN)	型号(Model)	重量(Weight)
7.Y00805	PTN-M5R	2g

不锈钢螺丝 Sus Screws



货号(PN)	型号(Model)	A(mm)	B(mm)	C(mm)	D(mm)	E(mm)	重量(Weight)
1.Y03908	PTC-M4L10	10					1.6g
1.Y03848	PTC-M4L12	12					1.8g
1.Y02752	PTC-M4L14	14					1.9g
1.Y04073	PTC-M4L16	16					2.0g
1.Y05846	PTC-M4L18	18	M4	4	6.8	3.2	2.1g
1.Y04000	PTC-M4L20	20					2.2g
1.Y06307	PTC-M4L22	22					2.5g
1.Y05319	PTC-M4L25	25					2.7g
1.Y04294	PTC-M5L10	10					2.9g
1.Y03850	PTC-M5L12	12					3.1g
1.Y04528	PTC-M5L14	14					3.3g
1.Y03849	PTC-M5L16	16					3.6g
1.Y05925	PTC-M5L18	18					3.8g
1.Y03909	PTC-M5L20	20					4.0g
1.Y06257	PTC-M5L22	22	M5	5	8.3	4.1	4.3g
1.Y03851	PTC-M5L25	25					4.7g
1.Y04469	PTC-M5L30	30					5.3g
1.Y04580	PTC-M5L35	35					5.9g
1.Y04898	PTC-M5L40	40					6.5g
1.Y04968	PTC-M5L50	50					7.6g
1.Y05391	PTC-M5L60	60					10.0g
1.Y04288	PTC-M6L10	10					4.0g
1.Y03910	PTC-M6L12	12					4.6g
1.Y04153	PTC-M6L14	14					5.2g
1.Y02753	PTC-M6L16	16					5.5g
1.Y07729	PTC-M6L18	18	M6	6	10	5.3	5.7g
1.Y04076	PTC-M6L20	20					6.1g
1.Y06227	PTC-M6L25	25					6.9g
1.Y04001	PTC-M6L30	30					7.7g
1.Y03911	PTC-M6L35	35					8.6g

型材 / SUS Tube

支架模组
Stents Module

快换
Quick Changer

夹具组件
Grip Module

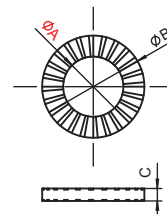
气动剪刀
Air Nipper

真空组件
Vacuum Module

附件
Accessory Components

双齿平垫 Single Hole Shim

型材
SUS Tube
钢管



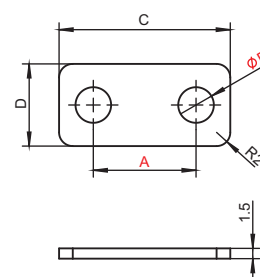

支架
模组

货号(PN)	型号(Model)	A(mm)	B(mm)	C(mm)	重量(Weight)
1.Y03853	PTS-M4	4.5	7	0.45	0.07g
1.Y03852	PTS-M5	5.5	9	0.55	0.17g
1.Y03854	PTS-M6	6.5	10	0.65	0.20g

快换
Quick Changer

双孔平垫 Double Holes Shim

夹具
组件



气动
剪刀

货号(PN)	型号(Model)	A(mm)	B(mm)	C(mm)	D(mm)	重量(Weight)
4.Y00522	PTD-M4P8	8	4.5	16	12	1.8g
4.Y00523	PTD-M5P10	10	5.5	20	12	2.2g
4.Y00524	PTD-M5P15	15	5.5	25	12	2.5g
4.Y00525	PTD-M5P17	17	5.5	25	12	3.0g
4.Y00526	PTD-M5P22	22	5.5	32	12	3.3g
4.Y00527	PTD-M5P25	25	5.5	35	12	3.5g

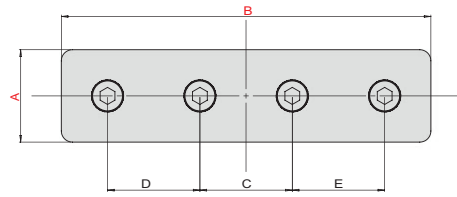
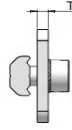
真空
组件

附件
Accessory Components

直型型材连接板 Straight Fixing Plate (螺钉套件选配) (Kit With Screws Option)

注: 如需螺钉套件货号 and 型号加 **T** 如: 型号 SFP-S2550**T** 货号 7.Y00641-**T**

Note: If screw kits needed, add **T** to the part number and model number. eg: Model SFP-S2550**T** Part number 7.Y00641-**T**.



货号(PN)	7.Y00641	7.Y00642	7.Y00643
型号(Model)	SFP-S2550	SFP-S25100	SFP-S40160
A(mm)	25	25	40
B(mm)	50	100	160
C(mm)	25	25	40
D(mm)	-	25	40
E(mm)	-	25	40
T(mm)	3	3	3
PEP2510	√	√	-
PEP2518	√	√	-
PEP2525	√	√	-
PEP5025	√	√	-
PEP4040	-	-	√

螺钉选配件 Accessoirier selection

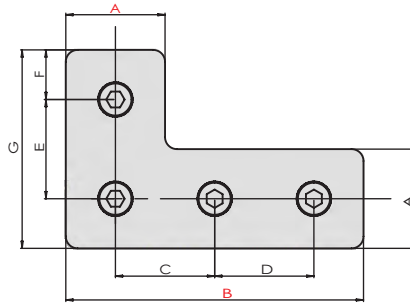
螺丝(Screws)	PTC-M5L12*2	PTC-M5L12*4	PTC-M5L12*4
双齿平垫(Single hole shim)	PTS-M5*2	PTS-M5*4	PTS-M5*4
T型螺母(T-Nuts)	PTN-M5*2	PTN-M5P25*2	PTN-M5P40*2
总重量(Weight)	45g	95g	195g



L型型材连接板 L-shaped Fixing Plate (螺钉套件选配) (Kit With Screws Option)

注: 如需螺钉套件货号 and 型号加 **T** 如: 型号 SFP-L2550**T** 货号 7.Y00647-**T**

Note: If screw kits needed, add **T** to the part number and model number. eg: Model SFP-L2550**T** Part number 7.Y00647-**T**.



货号(PN)	7.Y00647	7.Y00648	7.Y00649
型号(Model)	SFP-L2550	SFP-L2575	SFP-L40120
A(mm)	25	25	40
B(mm)	50	75	120
C(mm)	25	25	40
D(mm)	-	25	40
E(mm)	25	25	40
F(mm)	12.5	12.5	20
G(mm)	50	50	80
T(mm)	3	3	3
PEP2510	√	√	-
PEP2518	√	√	-
PEP2525	√	√	-
PEP5025	√	√	-
PEP4040	-	-	√

螺钉选配件 Accessoirier selection

螺丝(Screws)	PTC-M5L12*3	PTC-M5L12*4	PTC-M5L12*4
双齿平垫(Single hole shim)	PTS-M5*3	PTS-M5*4	PTS-M5*4
T型螺母(T-Nuts)	PTN-M5*1 PTN-M5P25*1	PTN-M5P25*2	PTN-M5P40*2
总重量(Weight)	70g	95g	200g



型材 / SUS Tube

支架模组
Stents Module

快换
Quick Changer

夹组件
Grip Module

气动剪刀
Air Nipper

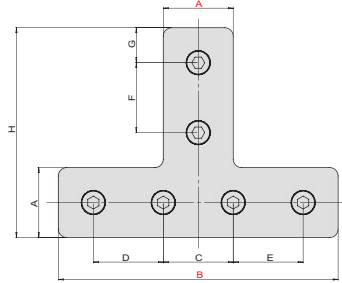
真空组件
Vacuum Module

附件
Accessory Components

T型固定板 T-shaped Fixing Plate (螺钉套件选配) (Kit With Screws Option)

注: 如需螺钉套件货号 and 型号加T 如: 型号SFP-T2550T 货号7.Y00644-T

Note: If screw kits needed, add T to the part number and model number. eg: Model SFP-T2550T Part number 7.Y00644-T.



货号(PN)	7.Y00644	7.Y00645	7.Y00646
型号(Model)	SFP-T2550	SFP-T25100	SFP-T40120
A(mm)	25	25	40
B(mm)	50	100	120
C(mm)	25	25	90
D(mm)	-	25	-
E(mm)	-	25	-
F(mm)	25	25	40
G(mm)	12.5	12.5	15
H(mm)	75	75	110
T(mm)	3	3	3
PEP2510	√	√	-
PEP2518	√	√	-
PEP2525	√	√	-
PEP5025	√	√	-
PEP4040	-	-	√

螺钉选配件 Accessorier selection

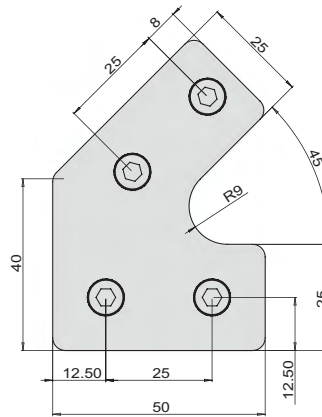
螺丝(Screws)	PTC-M5L12*4	PTC-M5L12*6	PTC-M5L12*4
双齿平垫(Single hole shim)	PTS-M5*4	PTS-M5*6	PTS-M5*4
T型螺母(T-Nuts)	PTN-M5P25*2	PTN-M5P25*3	PTN-M5P40*1 PTN-M5P90*1
总重量(Weight)	95g	145g	250g



45°固定板 45° Fixing Plate (螺钉套件选配) (Kit With Screws Option)

注: 如需螺钉套件货号 and 型号加T 如: 型号SFP-50T 货号7.Y00636-T

Note: If screw kits needed, add T to the part number and model number. eg: Model SFP-50T Part number 7.Y00636-T.



货号(PN)	7.Y00636
型号(Model)	SFP-50
QC-G...	QC-G50
厚度(T)	3mm
螺钉选配件 Accessorier selection	
螺丝(Screws)	PTC-M5L12*4
双齿平垫(Single hole shim)	PTS-M5*4
T型螺母(T-Nuts)	PTN-M5P25*2
总重量(Weight)	100g



型材
SUS Tube

支架
Module

快换
Changer

夹具
Module

气动
刀

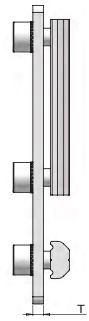
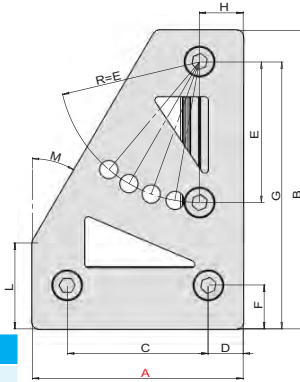
真空
Module

附件
Components

可调节角度型材连接板 Fixing Plate With Adjustable Angle (螺钉套件选配) (Kit With Screws Option)

注: 如需螺钉套件货号 and 型号加T 如: 型号SFP-A60T 货号7.Y00637-T

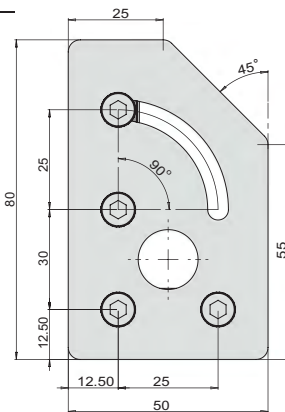
Note: If screw kits needed, add T to the part number and model number. eg: Model SFP-A60T Part number 7.Y00637-T.



货号(PN)	7.Y00637	7.Y00638	7.Y00639
型号(Model)	SFP-A60	SFP-A90	SFP-A70
A(mm)	60	90	70
B(mm)	85	95	100
C(mm)	40	60	50
D(mm)	10	15	10
E(mm)	40	50	40
F(mm)	12.5	12.5	20
G(mm)	76	86	90
H(mm)	12.5	12.5	20
L(mm)	25	25	40
M(mm)	30°	30°	27°
T(mm)	3	3	3
PEP2510	√	√	-
PEP2518	√	√	-
PEP2525	√	√	-
PEP5025	√	√	-
PEP4040	-	-	√

螺钉选配件 Accessoirier selection

螺丝(Screws)	PTC-M5L12*4	PTC-M5L12*5	PTC-M5L12*4
双齿平垫(Single hole shim)	PTS-M5*4	PTS-M5*5	PTS-M5*4
T型螺母(T-Nuts)	PTN-M5P40*2	PTN-M5P50*1 PTN-M5P60*1 PTN-M5*1	PTN-M5P40*1 PTN-M5P50*1
总重量(Weight)	130g	215g	175g



货号(PN)	7.Y00640
型号(Model)	SFP-A50
QC-G...	QC-G50
厚度(T)	3mm

螺钉选配件 Accessoirier selection

螺丝(Screws)	PTC-M5L12*4
双齿平垫(Single hole shim)	PTS-M5*4
T型螺母(T-Nuts)	PTN-M5P25*2
总重量(Weight)	115g



型材 / SUS Tube

支架模组

快换

夹具组件

气动剪刀

真空组件

附件

十字型材连接件 Cross Mounting Bracket For Profiles (螺钉套件选配) (Kit With Screws Option)

注: 如需螺钉套件货号 and 型号加**T** 如: 型号SMBA-1818**T** 货号7.Y00290-**T**

Note: If screw kits needed, add **T** to the part number and model number. eg: Model SMBA-1818**T** Part number 7.Y00290-**T**

型材
SUS Tube

支架
Module



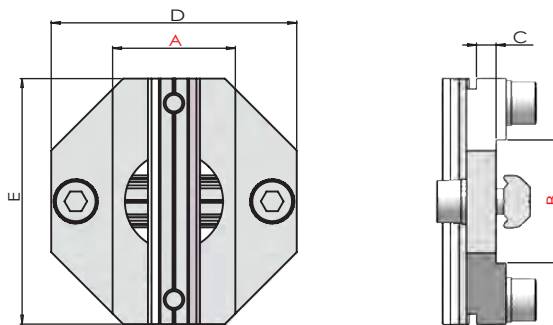
快换
Quick Changer

夹具
Grip Module

气动
Air Nipper

真空
Vacuum Module

附件
Accessory Components



货号(PN)	型号(Model)	A	B	C	D	E	PEP1818	PEP2510	PEP2518	PEP2525	PEP5025	PEP4040	PEP3030
7.Y00290	SMBA-1818	18	18	2	38	38	√						
7.Y00291	SMBA-1825	18	25	4	38	45	√		√	√	√		
7.Y00245	SMBA-2020	20	20	4	50	50							
7.Y00194	SMBA-2525	25	25	4	50	50		√	√	√	√		
7.Y00193	SMBA-3030	30	30	4	50	50							√
7.Y00011	SMBA-5050	50	50	4	70	70					√		
7.Y00292	SMBA-2550	25	50	4	70	70		√	√	√	√		
7.Y00246	SMBA-4040	40	40	4	60	60						√	
7.Y00355	SMBA-8080	80	80	4	100	100							
7.Y00293	SMBA-4080	40	80	4	60	100						√	
7.Y00294	SMBA-2580	25	80	4	45	100			√	√	√		
7.Y00356	SMBA-2540	25	40	4	45	60		√	√	√	√	√	
7.Y00690	SMBA-3025	30	25	4	50	50		√					


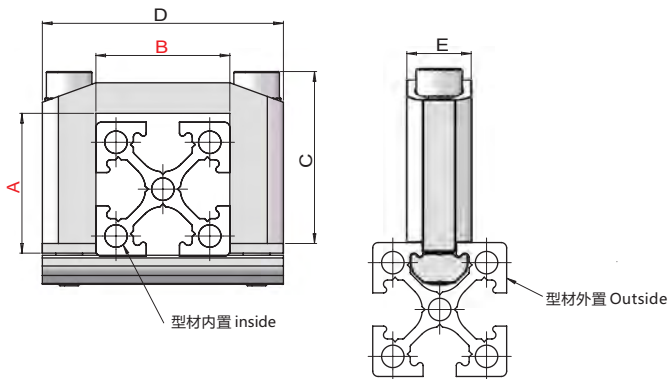
螺钉选配件 Accessoirier selection

型号 (Model)	螺丝 (Screws)	双齿平垫 (Single hole shim)	T型螺母 (T-Nuts)	总重量 (Weight)
SMBA-1818	PTC-M5L12*4	PTS-M5*4	PTN-M5P28*2	46g
SMBA-1825	PTC-M5L14*4	PTS-M5*4	PTN-M5P28*1,PTN-M5P35*1	60g
SMBA-2020	PTC-M5L14*4	PTS-M5*4	PTN-M5P40*2	75g
SMBA-2525	PTC-M5L14*4	PTS-M5*4	PTN-M5P40*2	75g
SMBA-3030	PTC-M5L14*4	PTS-M5*4	PTN-M5P40*2	74g
SMBA-5050	PTC-M5L14*8	PTS-M5*8	PTN-M5P60*4	170g
SMBA-2550	PTC-M5L14*6	PTS-M5*6	PTN-M5P60*3	155g
SMBA-4040	PTC-M5L16*4	PTS-M5*4	PTN-M5P50*2	85g
SMBA-8080	PTC-M5L16*8	PTS-M5*8	PTN-M5P90*4	255g
SMBA-4080	PTC-M5L16*6	PTS-M5*6	PTN-M5P50*2,PTN-M5P90*1	175g
SMBA-2580	PTC-M5L14*2 16*4	PTS-M5*6	PTN-M5P35*2,PTN-M5P90*1	140g
SMBA-2540	PTC-M5L14*2 16*2	PTS-M5*4	PTN-M5P35*1,PTN-M5P50*1	48g
SMBA-3025	PTC-M5L14*4	PTS-M5*4	PTN-M5P40*2	47g

方形交叉型材连接件 Cross (Square) Joint Connector (螺钉套件选配) (Kit With Screws Option)

注: 如需螺钉套件货号 and 型号加T 如: 型号SMBB-1818T 货号7.Y00295-T

Note: If screw kits needed, add T to the part number and model number. eg: Model SMBB-1818T Part number 7.Y00295-T



货号(PN)	7.Y00295	7.Y00817	7.Y00012	7.Y00339	7.Y00340	7.Y00163
型号(Model)	SMBB-1818	SMBB-1825	SMBB-2525	SMBB-5025	SMBB-2550	SMBB-3030
A(mm)	18	18	25	50	25	30
B(mm)	18	25	25	25	50	30
C(mm)	25	25	32	57	33	38
D(mm)	38	45	45	45	70	50
E(mm)	12	12	12	12	12	12
型材内置 Inside	PEP1818	PEP1818	-	-	-	-
	-	-	PEP2525	PEP5025	PEP5025	PEP3030
型材外置 Outside	PEP2510	PEP2510	PEP2510	PEP2510	PEP2510	-
	PEP2518	PEP2518	PEP2518	-	-	-
	PEP2525	PEP2525	PEP2525	PEP2525	PEP2525	-
	PEP5025	PEP5025	PEP5025	PEP5025	PEP5025	-
	PEP4040	PEP4040	PEP4040	PEP4040	PEP4040	-
	PEP3030	PEP3030	PEP3030	PEP3030	PEP3030	PEP3030
螺钉选配件 Accessorier selection						
螺丝(Screws)	PTC-M5L25*2	PTC-M5L25*2	PTC-M5L35*2	PTC-M5L60*2	PTC-M5L35*2	PTC-M5L40*2
双齿平垫(Single hole shim)	PTS-M5*2	PTS-M5*2	PTS-M5*2	PTS-M5*2	PTS-M5*2	PTS-M5*2
T型螺母(T-Nuts)	PTN-M5P28*1	PTN-M5P35*1	PTN-M5P35*1	PTN-M5P35*1	PTN-M5P60*1	PTN-M5P40*1
总重量(Weight)	36g	42g	45g	65g	50g	51g

型材 / SUS Tube

支架模组
Stents Module

快换
Quick Changer

夹具组件
Grip Module

气动剪刀
Air Nipper

真空组件
Vacuum Module

附件
Accessory Components

方形交叉型材连接件 Cross (Square) Joint Connector (螺钉套件选配) (Kit With Screws Option)

注: 如需螺钉套件货号 and 型号加T 如: 型号SMBC-1025T 货号7.Y00296-T

Note: If screw kits needed, add T to the part number and model number. eg: Model SMBC-1025T Part number 7.Y00296-T

型材
钢管
Profile / SUS Tube

支架
模组
Stents Module



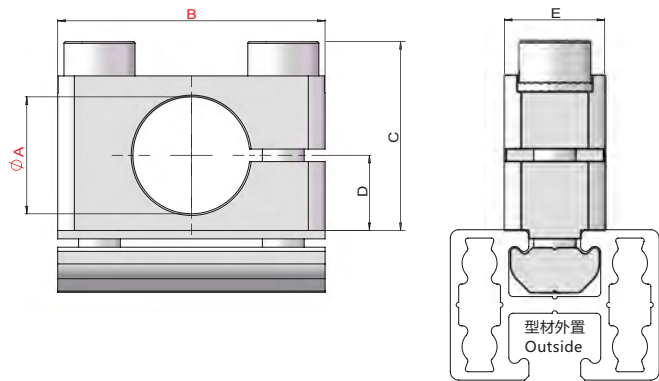
快换
Quick Changer

夹具
组件
Grip Module

气动
剪刀
Air Nipper

真空
组件
Vacuum Module

附件
Accessory Components



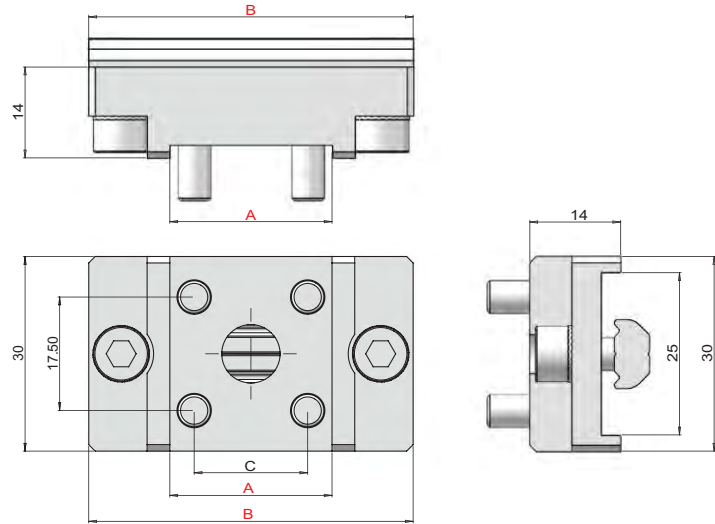


货号(PN)	7.Y00296	7.Y00297	7.Y00013	7.Y00226	7.Y00225
型号(Model)	SMBC-1025	SMBC-1432	SMBC-2038	SMBC-3050	SMBC-5070
A(mm)	Ø10	Ø14	Ø20	Ø30	Ø50
B(mm)	25	32	38	50	70
C(mm)	18	22	25	34.5	56
D(mm)	6.5	9.25	12.5	17.5	28
E(mm)	10	12	15	20	25
型材外置 Outside	PEP1818	PEP1818	PEP1818	PEP1818	PEP1818
	PEP2510	PEP2510	PEP2510	PEP2510	PEP2510
	PEP2518	PEP2518	-	-	-
	PEP2525	PEP2525	PEP2525	PEP2525	PEP2525
	PEP5025	PEP5025	PEP5025	PEP5025	PEP5025
	PEP4040	PEP4040	PEP4040	PEP4040	PEP4040
	PEP3030	PEP3030	PEP3030	PEP3030	PEP3030
螺钉选配件 Accessorier selection					
螺丝(Screws)	PTC-M5L20*2	PTC-M5L22*2	PTC-M5L25*2	PTC-M5L35*2	PTC-M5L50*2
双齿平垫(Single hole shim)	PTS-M5*2	PTS-M5*2	PTS-M5*2	PTS-M5*2	PTS-M5*2
T型螺母(T-Nuts)	PTN-M5P17*1	PTN-M5P22*1	PTN-M5P28*1	PTN-M5P40*1	PTN-M5P60*1
总重量(Weight)	15g	32g	45g	75g	150g

垂直型材连接件 Vertical Fastening Of The Profiles (螺钉套件选配) (Kit With Screws Option)

注: 如需螺钉套件货号 and 型号加**T** 如: 型号SMBD-2550**T** 货号7.Y00227-**T**

Note: If screw kits needed, add **T** to the part number and model number. eg: Model SMBD-2550**T** Part number 7.Y00227-**T**



货号(PN)	7.Y00227	7.Y00228
型号(Model)	SMBD-2550	SMBD-5070
A(mm)	25	50
B(mm)	50	70
C(mm)	17.5	42.5
PEP2525	√	√
PEP5025	√	√

螺钉选配件 Accessoirier selection

螺丝(Screws)	PTC-M5L12*6	PTC-M5L12*6
双齿平垫(Single hole shim)	PTS-M5*2	PTS-M5*2
T型螺母(T-Nuts)	PTN-M5P40*1	PTN-M5P60*1
总重量(Weight)	65g	85g

型材 / SUS Tube

支架模组

快换

夹具组件

气动剪刀

真空组件

附件

型材连接件 Profiles Connector (不含螺钉套件) (Not Including Kit With Screws)

型材 / SUS Tube

支架模组


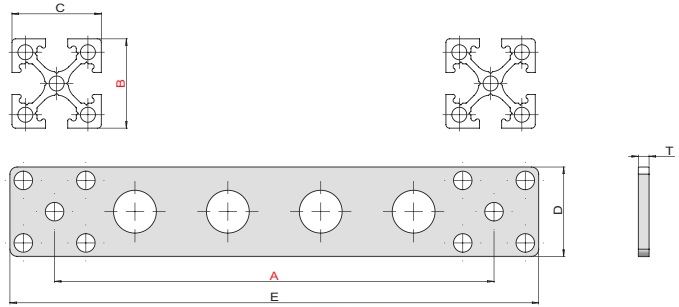
快换

夹具组件

气动剪刀

真空组件

附件

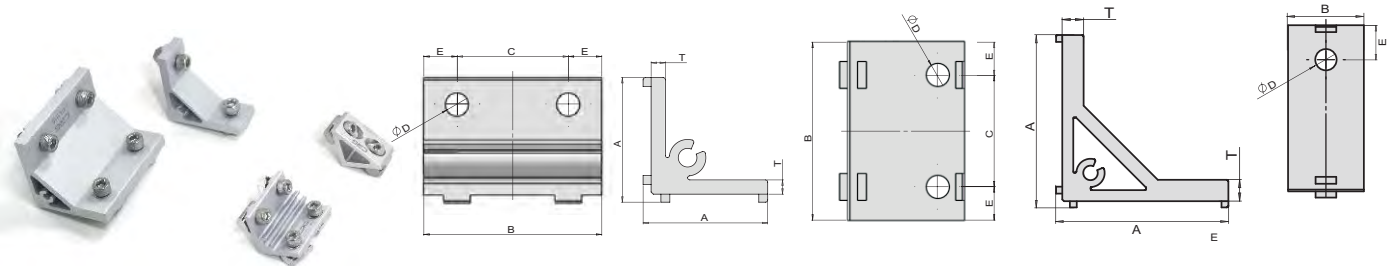


货号(PN)	7.Y00426	7.Y00427	7.Y00428	7.Y00429	7.Y00430	7.Y00431
型号(Model)	SMBD2-7625	SMBD2-12025	SMBD2-13025	SMBD2-7650	SMBD2-12050	SMBD2-13050
A(mm)	76	120	130	76	120	130
B(mm)	25	25	25	50	50	50
C(mm)	25	25	25	25	25	25
D(mm)	28	28	28	53	53	53
E(mm)	104	148	158	104	148	158
T(mm)	2	2	2	2	2	2
PEP2525	√	√	√	-	-	-
PEP5025	-	-	-	√	√	√
总重量(Weight)	50g	60g	65g	75g	100g	110g

型材的角支架 Angle Bracket For Profiles (螺钉套件选配) (Kit With Screws Option)

注: 如需螺钉套件货号 and 型号加T 如: 型号SMBD3-2525T 货号7.Y00812-T

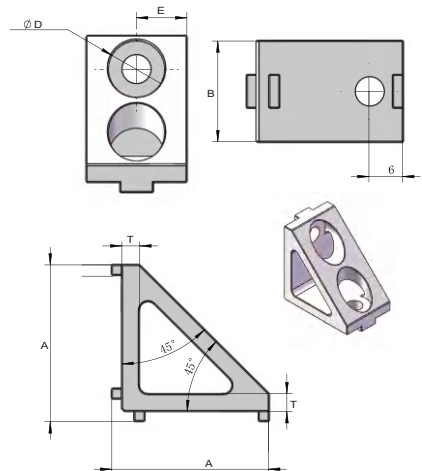
Note: If screw kits needed, add T to the part number and model number. eg: Model SMBD3-2525T Part number 7.Y00812-T



货号(PN)	7.Y00812	7.Y00813	7.Y00814	7.Y00815
型号(Model)	SMBD3-2525	SMBD3-2550	SMBD3-4040	SMBD3-4080
A(mm)	28	28	50	50
B(mm)	18	40	22	70
C(mm)	-	25	-	40
D(mm)	Ø5.2	Ø5.2	Ø6.2	Ø6.2
E(mm)	9	7.5	11	15
T(mm)	3.2	3.2	6.2	6.2
型材	PEP1818 PEP2510 PEP2518 PEP2525	PEP2550	PEP4040 PEP4080	PEP4080

螺钉选配件 Accessorier selection



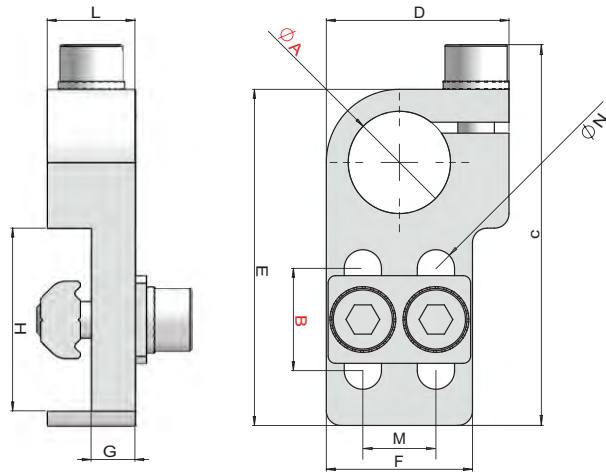
螺丝(Screws)	PTC-M5L12*2	PTC-M5L12*4	PTC-M6L14*2	PTC-M6L14*4
双齿平垫	PTS-M5*2	PTS-M5*4	PTS-M6*2	PTS-M6*4
T型螺母(T-Nuts)	PTN-M5*2	PTN-M5*4	PTN-M6*2	PTN-M6*4
总重量(Weight)	26g	53g	52g	104g



平直连接器 Flat Straight Connector (螺钉套件选配) (Kit With Screws Option)

注: 如需螺钉套件货号 and 型号加T 如: 型号SMBE-1010T 货号7.Y00300-T

Note: If screw kits needed, add T to the part number and model number. eg: Model SMBE-1010T Part number 7.Y00300-T



货号(PN)	7.Y00300	7.Y00301	7.Y00775	7.Y00864	7.Y00302	7.Y00014	7.Y00304
型号(Model)	SMBE-1010	SMBE-1014	SMBE-1210	SMBE-1214	SMBE-1414	SMBE-2014	SMBE-2022
A(mm)	Ø10	Ø10	Ø12	Ø12	Ø14	Ø20	Ø20
B(mm)	10	14	10	14	14	14	22
C(mm)	43	49	43	50	51.50	57	73.50
D(mm)	20	20	20.5	20.5	25	30	30
E(mm)	38	44	38	45	46	51.5	68
F(mm)	16	16	16	16	20	25	25
G(mm)	4.5	4.5	4.5	4.5	6	6	6
H(mm)	18	25	18	25	25	25	40
L(mm)	8	8	8	8	12	12	12
M(mm)	8	8	8	8	10	15	15
N(mm)	Ø4.2	Ø4.2	Ø4.2	Ø4.2	Ø5.2	Ø5.2	Ø5.2
PEP1818	√	-	√	-	-	-	-
PEP2510	-	√	-	√	√	√	-
PEP2518	-	√	-	-	√	√	-
PEP2525	-	√	-	-	√	√	-
PEP5025	-	√	-	-	√	√	-
PEP4040	-	-	-	-	-	-	√

螺钉选配件 Accessorier selection

螺丝(Screws)	PTC-M4L14*2	PTC-M4L14*2	PTC-M4L14*3	PTC-M4L14*3	PTC-M5L16*2	PTC-M5L16*2	PTC-M5L16*2
	PTC-M4L12*1	PTC-M4L12*1	-	-	PTC-M5L14*1	PTC-M5L14*1	PTC-M5L14*1
双齿平垫 (Single hole shim)	PTS-M4*3	PTS-M4*3	PTS-M4*3	PTS-M4*3	PTS-M5*3	PTS-M5*3	PTS-M5*3
T型螺母(T-Nuts)	PTN-M4P8*1	PTN-M4P8*1	PTN-M4P8*1	PTN-M4P8*1	PTN-M5P10*1	PTN-M5P15*1	PTN-M5P15*1
双孔平垫 (Double holes shim)	PTD-M4P8*1	PTD-M4P8*1	PTD-M4P8*1	PTD-M4P8*1	PTD-M5P10*1	PTD-M5P15*1	PTD-M5P15*1
总重量(Weight)	20g	21g	22g	10g	34g	45g	48g

型材 / SUS Tube

支架模组

快换

夹具组件

气动剪刀

真空组件

附件

固定支架 Mounting Bracket (螺钉套件选配) (Kit With Screws Option)

注: 如需螺钉套件货号 and 型号加 **T** 如: 型号 SMBE1-0840**T** 货号 7.Y00694-**T**

Note: If screw kits needed, add **T** to the part number and model number. eg: Model SMBE1-0840**T** Part number 7.Y00694-**T**

型材
SUS Tube

支架
Module

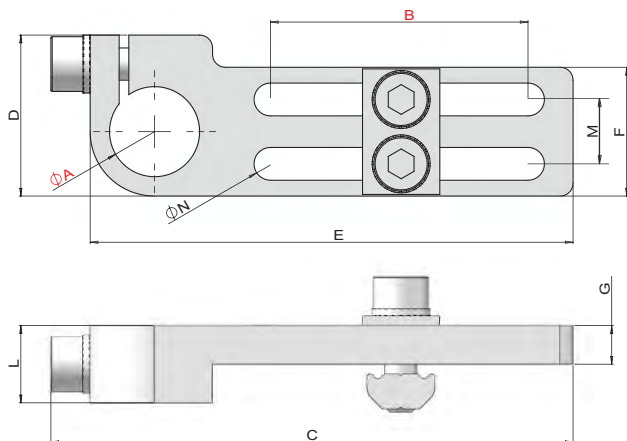
快换
Changer

夹具
Module

气动
Nipper

真空
Module

附件
Components



货号(PN)	7.Y00694	7.Y00201	7.Y00695	7.Y00200	7.Y00199	7.Y00015	7.Y00724
型号(Model)	SMBE1-0840	SMBE1-1040	SMBE1-1240	SMBE1-1440	SMBE1-1450	SMBE1-2060	SMBE1-3060
A(mm)	Ø8	Ø10	Ø12	Ø14	Ø14	Ø20	Ø30
B(mm)	40	40	40	40	50	60	60
C(mm)	75	75	75	80.50	90.50	110.50	120.50
D(mm)	20	20	20	25	25	30	40
E(mm)	70	70	70	75	85	105	115
F(mm)	16	16	16	20	20	25	35
G(mm)	4.5	4.5	4.5	6	6	6	8
L(mm)	8	8	8	12	12	12	12
M(mm)	8	8	8	10	10	15	22
N(mm)	Ø4.2	Ø4.2	Ø4.2	Ø5.2	Ø5.2	Ø5.2	Ø5.2
PEP1818	√	√	√	√	√	√	√
PEP2510	√	√	√	√	√	√	√
PEP2518	√	√	√	√	√	√	√
PEP2525	√	√	√	√	√	√	√
PEP5025	√	√	√	√	√	√	√
PEP4040	-	-	-	√	√	√	√
PEP3030	√	√	√	√	√	√	√

螺钉选配件 Accessorier selection

螺丝(Screws)	PTC-M4L14*2	PTC-M4L14*2	PTC-M4L14*2	PTC-M5L16*2	PTC-M5L16*2	PTC-M5L16*2	PTC-M5L18*2
	PTC-M4L12*1	PTC-M4L12*1	PTC-M4L12*1	PTC-M5L12*1	PTC-M5L12*1	PTC-M5L14*1	PTC-M5L20*1
双齿平垫 (Single hole shim)	PTS-M4*3	PTS-M4*3	PTS-M4*3	PTS-M5*3	PTS-M5*3	PTS-M5*3	PTS-M5*3
T型螺母(T-Nuts)	PTN-M4P8*1	PTN-M4P8*1	PTN-M4P8*1	PTN-M5P10*1	PTN-M5P10*1	PTN-M5P15*1	PTN-M5P22*1
双孔平垫 (Double holes shim)	PTD-M4P8*1	PTD-M4P8*1	PTD-M4P8*1	PTD-M5P10*1	PTD-M5P10*1	PTD-M5P15*1	PTD-M5P22*1
总重量(Weight)	13g	23g	12g	38g	40g	55g	95g

重型固定支架 Heavy Duty Mounting Bracket (螺钉套件选配) (Kit With Screws Option)

注: 如需螺钉套件货号 and 型号加T 如: 型号SMBE2-1040T 货号7.Y00725-T

Note: If screw kits needed, add T to the part number and model number. eg: Model SMBE2-1040T Part number 7.Y00725-T

型材 / SUS Tube

支架模组

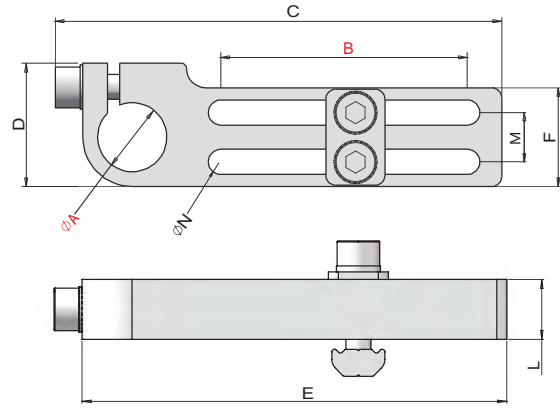
快换

夹具组件

气动剪刀

真空组件

附件



货号(PN)	7.Y00725	7.Y00777	7.Y00307	7.Y00308	7.Y00309
型号(Model)	SMBE2-1040	SMBE2-1240	SMBE2-1450	SMBE2-2060	SMBE2-3060
A(mm)	Ø10	Ø12	Ø14	Ø20	Ø30
B(mm)	40	40	50	60	60
C(mm)	75	75	91	111	122
D(mm)	20	20.5	25	30	42
E(mm)	70	70	85	105	115
F(mm)	16	16	20	25	35
L(mm)	8.3	8.3	12	15	20
M(mm)	8	8	10	15	22
N(mm)	Ø4.2	Ø4.2	Ø5.2	Ø5.2	Ø5.2
螺钉选配件 Accessorier selection					
螺丝(Screws)	PTC-M4L18*2 PTC-M4L12*1	PTC-M4L18*2 PTC-M4L12*1	PTC-M5L22*2 PTC-M5L14*1	PTC-M5L25*2 PTC-M5L16*1	PTC-M5L30*2 PTC-M6L20*1
双齿平垫(Single hole shim)	PTS-M4*3	PTS-M4*3	PTS-M5*3	PTS-M5*3	PTS-M5*2 PTS-M6*1
T型螺母(T-Nuts)	PTN-M4P8*1	PTN-M4P8*1	PTN-M5P10*1	PTN-M5P15*1	PTN-M5P22*1
双孔平垫(Double holes shim)	PTD-M4P8*1	PTD-M4P8*1	PTD-M5P10*1	PTD-M5P15*1	PTD-M5P22*1
总重量(Weight)	30g	40g	60g	85g	175g

带有球关节重型固定支架 Heavy Duty Fixing Bracket With Ball Joint (螺钉套件选配) (Kit With Screws Option)

注: 如需螺钉套件货号 and 型号加 **T** 如: 型号 SMBE8-1040**T** 货号 7.Y02014-**T**

Note: If screw kits needed, add **T** to the part number and model number. eg: Model SMBE8-1040**T** Part number 7.Y02014-**T**

型材
SUS Tube

支架
模块组

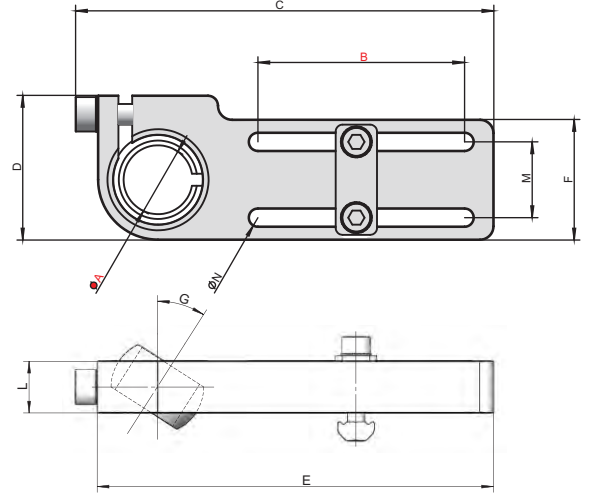
快换

夹具
组件

气动
剪刀

真空
组件

附件



货号(PN)	7.Y02014	7.Y02015	7.Y02012
型号(Model)	SMBE8-1050	SMBE8-1460	SMBE8-2060
A(mm)	Ø10	Ø14	Ø20
B(mm)	50	60	35
C(mm)	89.5	111.5	121.8
D(mm)	25	31	42
E(mm)	85	105	115
F(mm)	20	25	35
G(mm)	0-26°	0-26°	0-26°
L(mm)	8.3	12	15
M(mm)	10	15	22

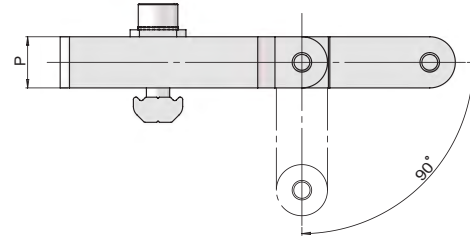
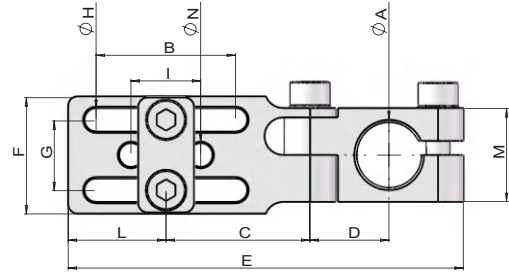
螺钉选配件 Accessorier selection

螺丝(Screws)	PTC-M4L18*2 PTC-M4L12*1	PTC-M5L22*2 PTC-M5L14*1	PTC-M5L25*2 PTC-M5L16*1
双齿平垫(Single hole shim)	PTS-M4*3	PTS-M5*3	PTS-M5*3
T型螺母(T-Nuts)	PTN-M4P8*1	PTN-M5P10*1	PTN-M5P15*1
双孔平垫(Double holes shim)	PTD-M4P8*1	PTD-M5P10*1	PTD-M5P15*1
总重量(Weight)	85g	130g	170g

角度可调连接件 Slotted Angular Bracket (螺钉套件选配) (Kit With Screws Option)

注: 如需螺钉套件货号 and 型号加T 如: 型号SMBE3-1020T 货号7.Y00341-T

Note: If screw kits needed, add T to the part number and model number. eg: Model SMBE3-1020T Part number 7.Y00341-T



FGA-43-HT1-60

VM24-G18

VFET2026-G18

SMBE3-2040

PEP2525



PEP2525

GFR20-95

SMBE3-2040



货号(PN)	7.Y00341	7.Y00795	7.Y00342	7.Y00343	7.Y02009	7.Y00344
型号(Model)	SMBE3-1020	SMBE3-1220	SMBE3-1430	SMBE3-2040	SMBE3-2060	SMBE3-3050
A(mm)	Ø10	Ø12	Ø14	Ø20	Ø20	Ø30
B(mm)	20	20	30	40	60	50
C(mm)	23	23	31	39	68	50
D(mm)	14	14	17	22	22	28
E(mm)	64.5	65.50	85	107	146	135.50
F(mm)	16	16	25	25	25	36
G(mm)	8	8	15	15	15	22
H(mm)	4.2	4.2	5.2	5.2	5.2	5.2
I(mm)	-	-	15	15	15	22
L(mm)	15	15	21	26	36	31
M(mm)	16	16	20	25	25	36
N(mm)	-	-	Ø5.2	Ø5.2	Ø5.2	Ø5.2
P(mm)	9	9	11	13	13	16

螺钉选配件 Accessorier selection

螺丝(Screws)	PTC-M4L18*2	PTC-M4L18*2	PTC-M5L20*4	PTC-M5L22*2	PTC-M5L22*2	PTC-M5L25*2
	PTC-M4L16*2	PTC-M4L16*2	-	PTC-M5L25*2	PTC-M5L25*2	PTC-M5L35*2
双齿平垫(Single hole shim)	PTS-M4*4	PTS-M4*4	PTS-M5*4	PTS-M5*4	PTS-M5*4	PTS-M5*4
T型螺母(T-Nuts)	PTN-M4P8*1	PTN-M4P8*1	PTN-M5P15*1	PTN-M5P15*1	PTN-M5P15*1	PTN-M5P22*1
双孔平垫(Double holes shim)	PTD-M4P8*1	PTD-M4P8*1	PTD-M5P15*1	PTD-M5P15*1	PTD-M5P15*1	PTD-M5P22*1
总重量(Weight)	30g	35g	50g	90g	117g	185g

型材 / SUS Tube

支架模组

快换

夹具组件

气动剪刀

真空组件

附件

固定支架 Mounting Bracket (螺钉套件选配) (Kit With Screws Option)

注: 如需螺钉套件货号 and 型号加T 如: 型号SMBE4-1412T 货号7.Y00224-T

Note: If screw kits needed, add T to the part number and model number. eg: Model SMBE4-1412T Part number 7.Y00224-T

型材
SUS Tube

支架
Stents Module


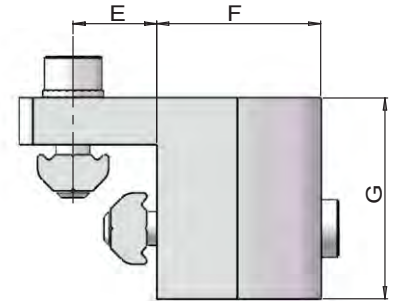
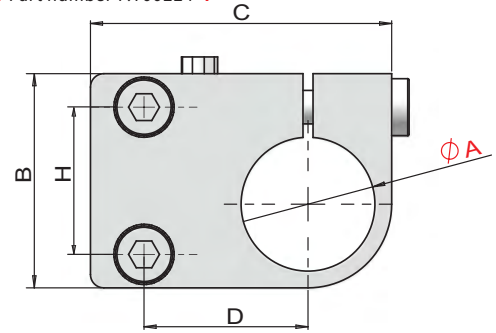
快换
Quick Changer

夹具
Grip Module

气动
Air Nipper

真空
Vacuum Module

附件
Accessory Components



货号(PN)	7.Y00224	7.Y00223	7.Y00181	7.Y00222	7.Y00221
型号(Model)	SMBE4-1412	SMBE4-2012	SMBE4-2020	SMBE4-3012	SMBE4-3020
A(mm)	Ø14	Ø20	Ø20	Ø30	Ø30
B(mm)	25	32	35	40	45
C(mm)	40	45	54.5	55	65.5
D(mm)	22	24.5	33	29.5	39
E(mm)	12.5	12.5	20	12.5	20
F(mm)	19.5	24.5	26.5	34.5	37.5
G(mm)	25	30	35	30	40
H(mm)	15	22	25	30	35
PEP1818	√	√	-	√	-
PEP2510	√	√	-	√	-
PEP2518	√	√	-	√	-
PEP2525	√	√	-	√	-
PEP5025	√	√	-	√	-
PEP4040	-	-	√	-	√



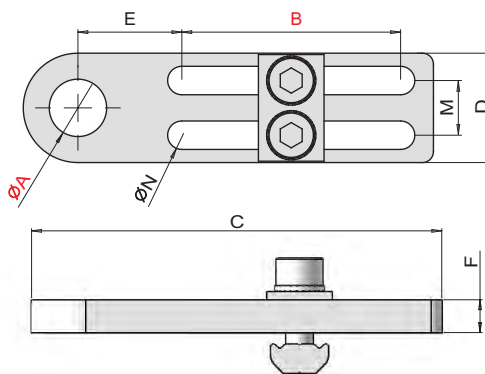
螺钉选配件 Accessorier selection

螺丝(Screws)	PTC-M5L14*2	PTC-M5L16*2	PTC-M5L16*2	PTC-M5L16*2	PTC-M5L16*2
	PTC-M5L25*1	PTC-M5L30*1	PTC-M5L30*1	PTC-M5L35*1	PTC-M5L40*1
双齿平垫(Single hole shim)	PTS-M5*3	PTS-M5*3	PTS-M5*3	PTS-M5*3	PTS-M5*3
T型螺母(T-Nuts)	PTN-M5P15*1	PTN-M5P22*1	PTN-M5P25*1	PTN-M5P30*1	PTN-M5P35*1
	PTN-M5*1	PTN-M5*1	PTN-M5*1	PTN-M5*1	PTN-M5*1
总重量(Weight)	50g	70g	95g	90g	150g

固定支架 Mounting Bracket (螺钉套件选配) (Kit With Screws Option)

注: 如需螺钉套件货号 and 型号加T 如: 型号SMBE5-G1840T 货号7.Y00310-T

Note: If screw kits needed, add T to the part number and model number. eg: Model SMBE5-G1840T Part number 7.Y00310-T



货号(PN)	型号(Model)	A(mm)	B(mm)	C(mm)	D(mm)	E(mm)	F(mm)	M(mm)	N(mm)	重量(Weight)
7.Y00310	SMBE5-G1840	G1/8	40	75	20	19	6	10	Ø5.2	25g
7.Y00311	SMBE5-G1860	G1/8	60	105	25	26.5	6	15	Ø5.2	42g
7.Y00312	SMBE5-M1040	M10×1	40	75	20	19	6	10	Ø5.2	30g
7.Y00313	SMBE5-M1060	M10×1	60	105	25	26.5	6	15	Ø5.2	40g
7.Y00314	SMBE5-M1240	M12×1	40	75	20	19	6	10	Ø5.2	30g
7.Y00315	SMBE5-M1260	M12×1	60	105	25	26.5	6	15	Ø5.2	47g
7.Y00316	SMBE5-M1440	M14×1	40	75	20	19	6	10	Ø5.2	20g
7.Y00317	SMBE5-M1460	M14×1	60	105	25	26.5	6	15	Ø5.2	40g
7.Y00320	SMBE5-M1640	M16×1	40	75	20	19	6	10	Ø5.2	20g
7.Y00321	SMBE5-M1660	M16×1	60	105	25	26.5	6	15	Ø5.2	40g
7.Y00322	SMBE5-M2040	M20×1	40	75	25	16.5	6	15	Ø5.2	30g
7.Y00323	SMBE5-M2060	M20×1	60	105	25	26.5	6	15	Ø5.2	35g

螺钉选配件 Accessorier selection

选配一 Accessorier selection 1

螺丝(Screws)	PTC-M5L16*2	SMBE5-G1840, SMBE5-M1040,
双齿平垫(Single hole shim)	PTS-M5*2	SMBE5-M1240, SMBE5-M1440,
T型螺母(T-Nuts)	PTN-M5P10*1	SMBE5-M1640
双孔平垫(Double holes shim)	PTD-M5P10*1	

选配二 Accessorier selection 2

螺丝(Screws)	PTC-M5L16*2	SMBE5-G1860, SMBE5-M1060, SMBE5-M1260,
双齿平垫(Single hole shim)	PTS-M5*2	SMBE5-M1460, SMBE5-M1660, SMBE5-M2040,
T型螺母(T-Nuts)	PTN-M5P15*1	SMBE5-M2060
双孔平垫(Double holes shim)	PTD-M5P15*1	

型材 / SUS Tube

支架模组

快换

夹爪组件

气动剪刀

真空组件

附件

固定支架 Mounting Bracket (螺钉套件选配) (Kit With Screws Option)

注: 如需螺钉套件货号 and 型号加 T 如: 型号 SMBE6-1040 T 货号 7.Y00357-T

Note: If screw kits needed, add T to the part number and model number. eg: Model SMBE6-1040 T Part number 7.Y00357-T

型材 / SUS Tube

支架模组



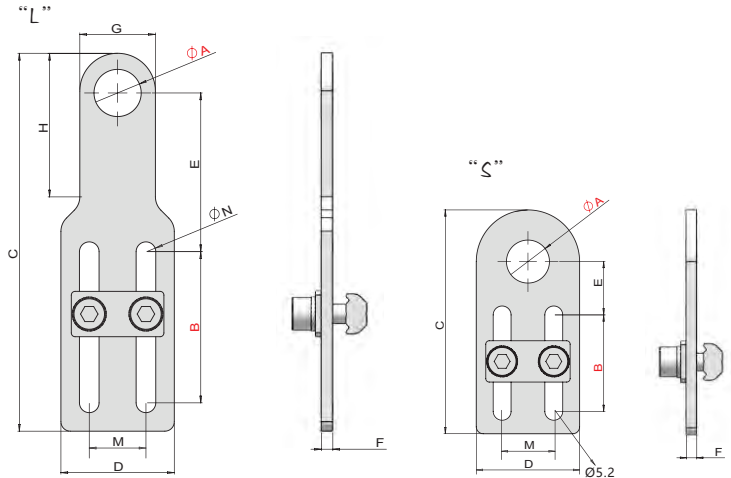
快捷

夹具组件

气动剪刀

真空组件

附件



货号(PN)	型号(Model)	A(mm)	B(mm)	C(mm)	D(mm)	E(mm)	F(mm)	G(mm)	H(mm)	M(mm)	N(mm)	重量(Weight)
7.Y00357	SMBE6-1040	Ø10.5	40	100	30	42.5	3	20	38	15	Ø5.2	60g
7.Y00358	SMBE6-1240	Ø12.5	40	100	30	42.5	3	20	38	15	Ø5.2	60g
7.Y00359	SMBE6-1440	Ø14.5	40	100	30	40.5	3	24	38	15	Ø5.2	60g
7.Y00360	SMBE6-1640	Ø16.5	40	100	30	37.5	3	30	-	15	Ø5.2	65g
7.Y00361	SMBE6-2040	Ø20.5	40	100	30	37.5	3	30	-	15	Ø5.2	60g
7.Y00362	SMBE6-2240	Ø22.5	40	100	30	35	5	35	-	15	Ø5.2	105g
7.Y00363	SMBE6-2540	Ø25.5	40	100	30	35	5	35	-	15	Ø5.2	100g
7.Y00364	SMBE6-1028	Ø10.5	28	65	30	15.5	3	-	-	15	Ø5.2	45g
7.Y00365	SMBE6-1228	Ø12.5	28	65	30	15.5	3	-	-	15	Ø5.2	45g
7.Y00366	SMBE6-1428	Ø14.5	28	65	30	15.5	3	-	-	15	Ø5.2	45g
7.Y00367	SMBE6-1628	Ø16.5	28	65	30	15.5	3	-	-	15	Ø5.2	45g
7.Y00368	SMBE6-2028	Ø20.5	28	65	30	15.5	3	-	-	15	Ø5.2	40g
7.Y00369	SMBE6-2228	Ø22.5	28	70	30	18	5	35	-	15	Ø5.2	75g
7.Y00370	SMBE6-2528	Ø25.5	28	70	30	18	5	35	-	15	Ø5.2	70g

螺钉选配件 Accessorier selection

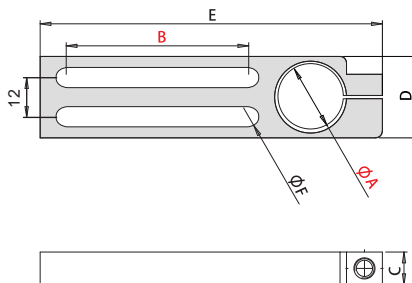
选配一 Accessorier selection 1

螺丝(Screws)	PTC-M5L12*2	SMBE6-1040, SMBE6-1240, SMBE6-1440
双齿平垫(Single hole shim)	PTS-M5*2	SMBE6-1640, SMBE6-2040, SMBE6-1028
T型螺母(T-Nuts)	PTN-M5P15*1	SMBE6-1228, SMBE6-1428, SMBE6-1628
双孔平垫(Double holes shim)	PTD-M5P15*1	SMBE6-2028

选配二 Accessorier selection 2

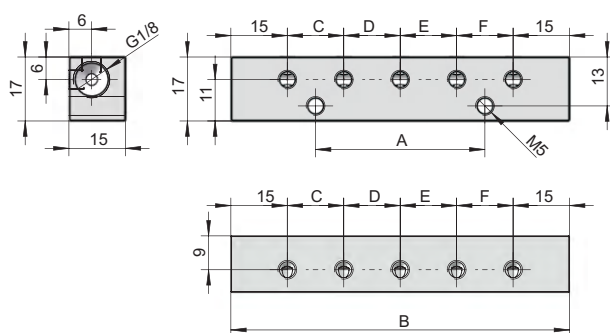
螺丝(Screws)	PTC-M5L14*2	SMBE6-2240, SMBE6-2540
双齿平垫(Single hole shim)	PTS-M5*2	
T型螺母(T-Nuts)	PTN-M5P15*1	SMBE6-2228, SMBE6-2528
双孔平垫(Double holes shim)	PTD-M5P15*1	

气缸支架 Cylinder Bracket

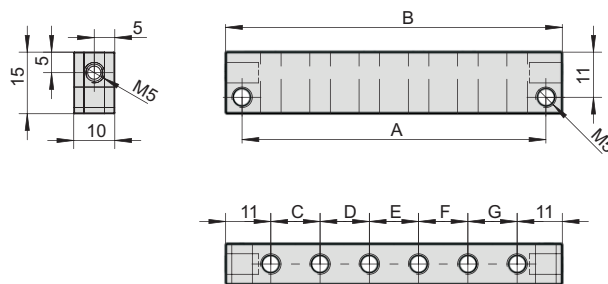


货号(PN)	型号(Model)	A	B	C	D	E	F	重量(Weight)
7.Y00062	SMBE7-0856	Ø8	56	10	25	90	6.5	40g
7.Y00021	SMBE7-1256	Ø12	56	10	25	95	6.5	43g
7.Y00006	SMBE7-2056	Ø20	56	10	25	105	6.5	47g

汇流排 Side Manifold Block




货号(PN)	型号(Model)	A	B	C	D	E	F	重量(Weight)
7.Y00153	SMB-10M5-02G18	45	90	15	15	15	15	51g
7.Y00154	SMB-08M5-02G18	30	75	15	15	15	-	42g



货号(PN)	型号(Model)	A	B	C	D	E	F	G	重量(Weight)
7.Y00157	SMB-06M5	26	34	12	-	-	-	-	10g
7.Y00156	SMB-08M5	38	46	12	12	-	-	-	14g
7.Y00155	SMB-10M5	50	58	12	12	12	-	-	18g
7.Y00167	SMB-14M5	74	82	12	12	12	12	12	26g

运用实例 / Application



型材 / SUS Tube

支架模组

快换

夹具组件

气动剪刀

真空组件

附件

汇流排 Side Manifold Block (螺钉套件选配) (Kit With Screws Option)

注: 如需螺钉套件货号 and 型号加 **T** 如: 型号 SMB-5G18**T** 货号 7.Y00229-**T**

Note: If screw kits needed, add **T** to the part number and model number. eg: Model SMB-5G18**T** Part number 7.Y00229-**T**

型材
SUS Tube

支架
Module

快换
Changer

夹具
Module


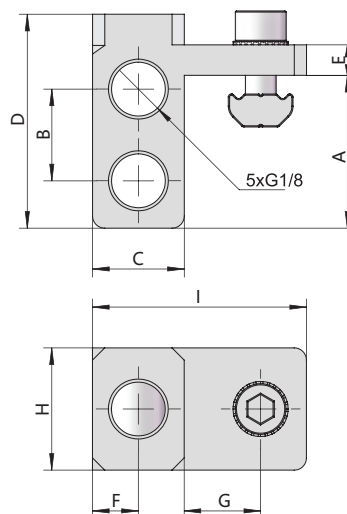
气动
Nipper

真空
Module

附件
Components



G1/8(x5)



货号(PN)	7.Y00229	7.Y01020	7.Y01022
型号(Model)	SMB-5G18	SMB1-5G18	SMB2-5G18
A(mm)	25	25	25
B(mm)	15	15	15
C(mm)	15	15	15
D(mm)	35	35	35
E(mm)	5	5	5
F(mm)	7.50	7.50	7.50
G(mm)	12.50	15	20
H(mm)	20	20	20
I(mm)	35	40	45
PEP1818	√		
PEP2510	√		
PEP2518	√		
PEP2525	√		
PEP5025	√		
PEP3030		√	
PEP4040			√
螺钉选配件 Accessoirier selection			
螺丝(Screws)	PTC-M5L14*1	PTC-M5L14*1	PTC-M5L14*1
双齿平垫(Single hole shim)	PTS-M5*1	PTS-M5*1	PTS-M5*1
T型螺母(T-Nuts)	PTN-M5*1	PTN-M5*1	PTN-M5*1
总重量(Weight)	30g	33g	34g

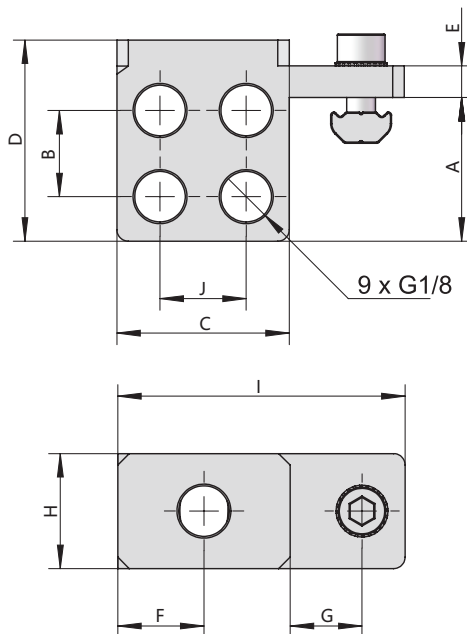

汇流排 Side Manifold Block (螺钉套件选配) (Kit With Screws Option)

注: 如需螺钉套件货号 and 型号加T 如: 型号SMB-9G18T 货号7.Y00231-T

Note: If screw kits needed, add T to the part number and model number. eg: Model SMB-9G18T Part number 7.Y00231-T



G1/8(x9)



货号(PN)	7.Y00231	7.Y01021	7.Y01023
型号(Model)	SMB-9G18	SMB1-9G18	SMB2-9G18
A(mm)	25	25	25
B(mm)	15	15	15
C(mm)	30	30	30
D(mm)	35	35	35
E(mm)	5.50	5.50	5.50
F(mm)	15	15	15
G(mm)	12.50	15	20
H(mm)	20	20	20
I(mm)	50	55	60
J(mm)	15	15	15
PEP1818	√		
PEP2510	√		
PEP2518	√		
PEP2525	√		
PEP5025	√		
PEP3030		√	
PEP4040			√
螺钉选配件 Accessorier selection			
螺丝(Screws)	PTC-M5L14*1	PTC-M5L14*1	PTC-M5L14*1
双齿平垫(Single hole shim)	PTS-M5*1	PTS-M5*1	PTS-M5*1
T型螺母(T-Nuts)	PTN-M5*1	PTN-M5*1	PTN-M5*1
总重量(Weight)	50g	52g	54g

型材 / SUS Tube

支架模组

快换

夹具组件

气动剪刀

真空组件

附件

双通道汇流排 Side Manifold Block (螺钉套件选配) (Kit With Screws Option)

注: 如需螺钉套件货号 and 型号加 **T** 如: 型号 SMB-D5G18**T** 货号 7.Y00230-**T**

Note: If screw kits needed, add **T** to the part number and model number. eg: Model SMB-D5G18**T** Part number 7.Y00230-**T**

型材
SUS Tube

支架
Module

快换
Changer

夹具
Module

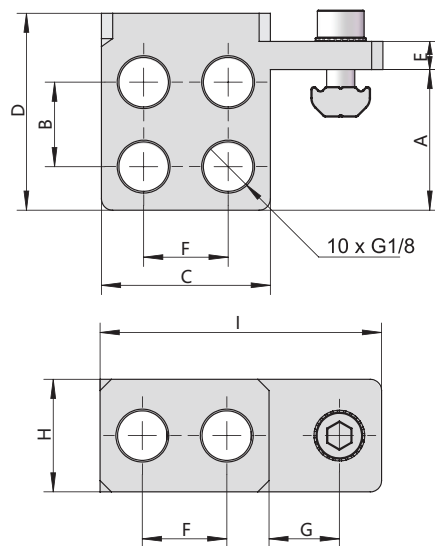

气动
Nipper

真空
Module

附件
Components



G1/8(5+5)


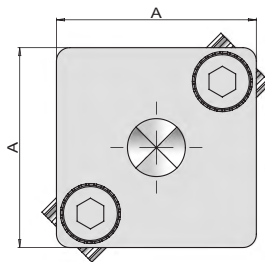
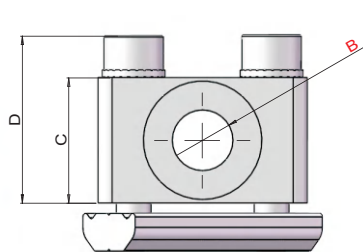


货号(PN)	7.Y00230	7.Y01024	7.Y01025
型号(Model)	SMB-D5G18	SMB1-D5G18	SMB2-D5G18
A(mm)	25	25	25
B(mm)	15	15	15
C(mm)	30	30	30
D(mm)	35	35	35
E(mm)	5	5	5
F(mm)	15	15	15
G(mm)	12.50	15	20
H(mm)	20	20	20
I(mm)	50	55	60
PEP1818	√		
PEP2510	√		
PEP2518	√		
PEP2525	√		
PEP5025	√		
PEP3030		√	
PEP4040			√
螺钉选配件 Accessorier selection			
螺丝(Screws)	PTC-M5L14*1	PTC-M5L14*1	PTC-M5L14*1
双齿平垫(Single hole shim)	PTS-M5*1	PTS-M5*1	PTS-M5*1
T型螺母(T-Nuts)	PTN-M5*1	PTN-M5*1	PTN-M5*1
总重量(Weight)	48g	51g	52g

多方位汇流排 Manifold Block (螺钉套件选配) (Kit With Screws Option)

注: 如需螺钉套件货号和型号加**T** 如: 型号SMB-A5G18**T** 货号7.Y00240-**T**

Note: If screw kits needed, add **T** to the part number and model number. eg: Model SMB-A5G18**T** Part number 7.Y00240-**T**

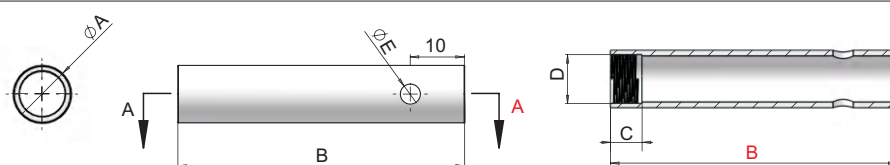


货号(PN)	7.Y00240	7.Y00241
型号(Model)	SMB-A5G18	SMB-A5G14
A(mm)	30	40
B(mm)	(x5)G1/8	(x5)G1/4
C(mm)	18	20
D(mm)	24	23

螺钉选配件 Accessorier selection

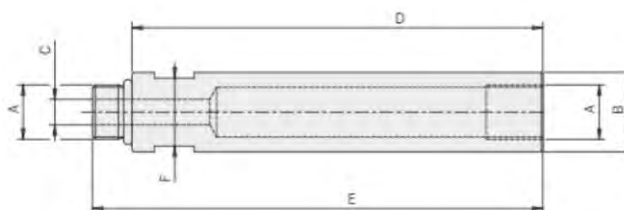
螺丝(Screws)	PTC-M5L25*2	PTC-M5L25*2
双齿平垫(Single hole shim)	PTS-M5*2	PTS-M5*2
T型螺母(T-Nuts)	PTN-M5P28*1	PTN-M5P35*1
总重量(Weight)	50g	80g

延长杆 Extension Tube



货号(PN)	型号(Model)	A	B	C	D	E	重量(Weight)
7.Y00736	SMBY12-50	Ø12	50	12	M10*1	5	9g
7.Y00735	SMBY12-100	Ø12	100	12	M10*1	5	17g
7.Y00733	SMBY14-50	Ø14	50	12	M12*1	5	10g
7.Y00734	SMBY14-100	Ø14	100	12	M12*1	5	20g
7.Y00732	SMBY20-50	Ø20	50	15	M17*1	8	16g
7.Y00731	SMBY20-100	Ø20	100	15	M17*1	8	31g
7.Y00462	SMBY20-150	Ø20	150	15	M17*1	8	47g
7.Y01027	SMBY25-100	Ø25	100	15	M22*1	8	43g
7.Y00729	SMBY30-50	Ø30	50	18	M27*1	9	29g
7.Y00730	SMBY30-100	Ø30	100	18	M27*1	9	58g
7.Y00463	SMBY30-150	Ø30	150	18	M27*1	9	87g

空气引导延长管 Extension tube with air lead



货号(PN)	型号(Model)	A	B	C	D	E	F	重量(Weight)
7.Y02063	SMBY-1050M5	M5	Ø10	Ø2	45	50	8	7.7g
7.Y02064	SMBY-1095M5	M5	Ø10	Ø2	90	95	8	16.4g
7.Y02065	SMBY-1452G18	G1/8	Ø14	Ø4.5	45	52	12	12.6g
7.Y02066	SMBY-1497G18	G1/8	Ø14	Ø4.5	90	97	12	23.8g
7.Y02067	SMBY-2053G14	G1/4	Ø20	Ø6.5	45	53	17	27.0g
7.Y02068	SMBY-2098G14	G1/4	Ø20	Ø6.5	90	98	17	51.9g

型材 / SUS Tube

支架模组
Stents Module

快换
Quick Changer

夹具组件
Grip Module

气动剪刀
Air Nipper

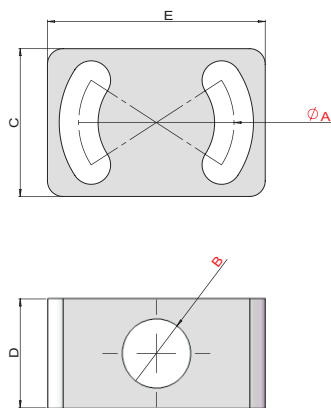
真空组件
Vacuum Module

附件
Accessory Components

十字连接块 Swing Block

型材
SUS Tube

支架
Module

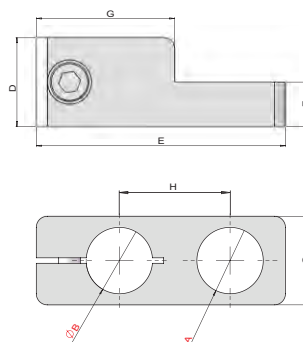


货号(PN)	型号(Model)	A	B	C	D	E	重量(Weight)
7.Y00048	SMBT4-G1820	Ø20	G1/8	19	14	28	11g

连接块.SSW Connector SSW

快换
Quick Changer

夹具
Module



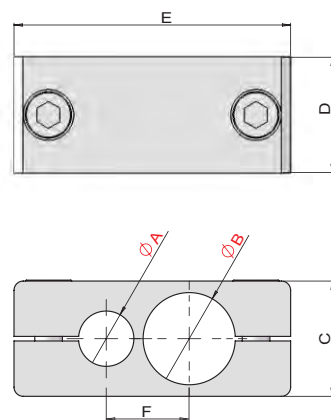
货号(PN)	型号(Model)	A	B	C	D	E	F	G	H	重量(Weight)
7.Y00028	SMBT1-M1412	M14*1	Ø12	16	16	45	8	25	20	16g

平行连接块 Parallel Connector

气动
Air Nipper

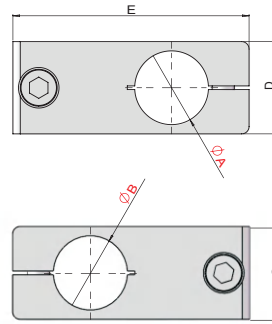
真空
Vacuum Module

附件
Accessory Components

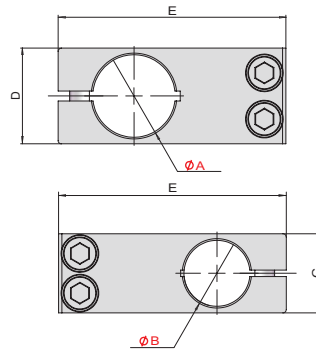


货号(PN)	型号(Model)	A	B	C	D	E	F	重量(Weight)
7.Y00042	SMBP-0808	Ø8	Ø8	12	12	35	10	11g
7.Y00043	SMBP-0812	Ø8	Ø12	16	16	43	12	23g
7.Y00044	SMBP-1212	Ø12	Ø12	16	16	44	14	21g
7.Y00045	SMBP-2012	Ø20	Ø12	25	25	60	18	75g
7.Y00046	SMBP-2020	Ø20	Ø20	25	25	66	24	71g

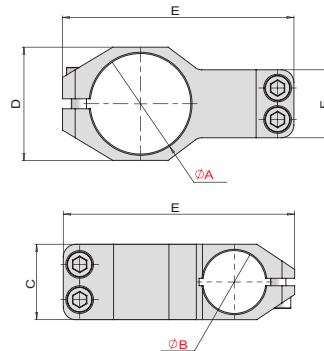
十字连接块 Cross Connector



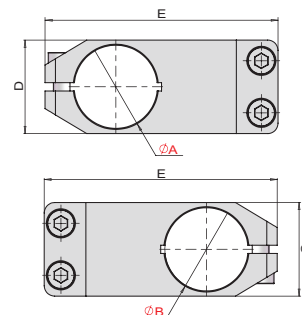
货号(PN)	型号(Model)	A	B	C	D	E	重量(Weight)
7.Y00025	SMBT-0808	Ø8	Ø8	12	12	35	10g
7.Y00026	SMBT-1208	Ø12	Ø8	12	16	43	16g
7.Y00020	SMBT-1212	Ø12	Ø12	16	16	47	22g
7.Y00794	SMBT-1214	Ø12	Ø14	18	18	48	29g
7.Y00027	SMBT-2012	Ø20	Ø12	25	25	59	72g
7.Y00005	SMBT-2020	Ø20	Ø20	25	25	64	68g



货号(PN)	型号(Model)	A	B	C	D	E	重量(Weight)
7.Y01002	SMBT-1414	Ø14	Ø14	18	18	46	25g
7.Y00998	SMBT-2520	Ø25	Ø20	24	29	69	79g
7.Y00999	SMBT-2525	Ø25	Ø25	30	30	78	114g



货号(PN)	型号(Model)	A	B	C	D	E	F	重量(Weight)
7.Y01059	SMBT-4020	Ø40	Ø20	25	45	88	27	101g
7.Y01004	SMBT-4025	Ø40	Ø25	30	45	92	27	107g



货号(PN)	型号(Model)	A	B	C	D	E	F	重量(Weight)
7.Y01003	SMBT-4040	Ø40	Ø40	45	45	112	112	259g

Profile / SUS Tube

Stents Module

Quick Changer

Grip Module

Air Nipper

Vacuum Module

Accessory Components

十字连接块 Cross Connection Block

型材 / SUS Tube

支架模组

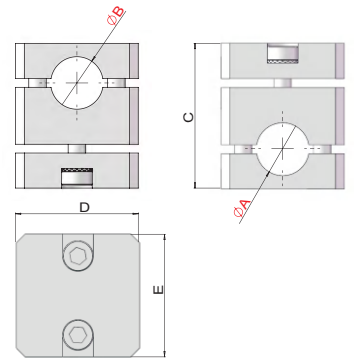
快换

夹具组件

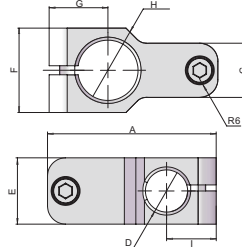
气动剪刀

真空组件

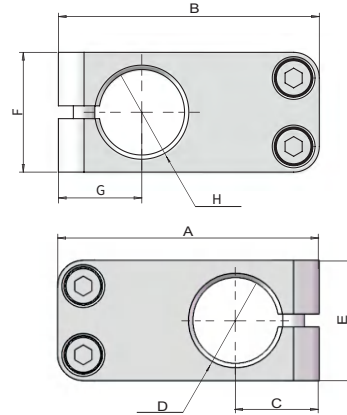
附件



货号(PN)	型号(Model)	A	B	C	D	E	重量(Weight)
7.Y00192	SMBT2-1212	Ø12	Ø12	33	28	28	11g
7.Y00185	SMBT2-2020	Ø20	Ø20	48	42	42	30g
7.Y02020	SMBT2-4040	Ø40	Ø40	91	60	60	393g
7.Y02021	SMBT2-3030	Ø30	Ø30	71	50	50	252g
7.Y02022	SMBT2-2525	Ø25	Ø25	60	43	43	165g
7.Y02025	SMBT2-4025	Ø40	Ø25	75	60	45	271g
7.Y02026	SMBT2-4020	Ø40	Ø20	69	60	40	234g



货号(PN)	型号(Model)	A	C	D	E	F	G	H	I	重量(Weight)
7.Y00329	SCD-2010	54	14	Ø10	19	28	19.5	Ø20	14.50	41g
7.Y00330	SCD-2014	56	18	Ø14	22	28	19.5	Ø20	16.50	51g
7.Y01049	SCD-3020	75	18	Ø20	25	35	26	Ø30	20	78g

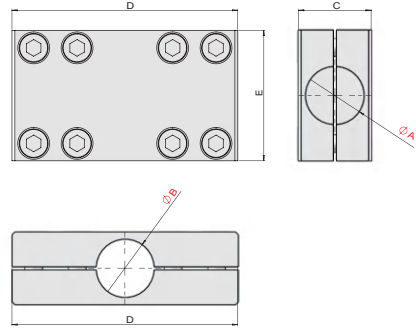


货号(PN)	型号(Model)	A	B	C	D	E	F	G	H	重量(Weight)
7.Y00233	SCD-2020	61	61	19.5	Ø20	28	28	19.5	Ø20	85g
7.Y01050	SCD-3030	84	84	26	Ø30	35	35	26	Ø30	98g

运用实例 / Application

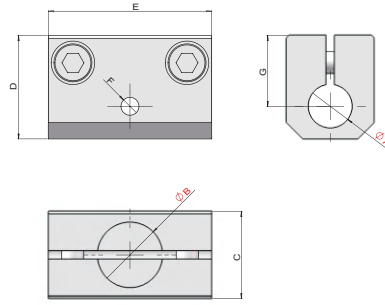


十字连接块#2 Cross Connector#2

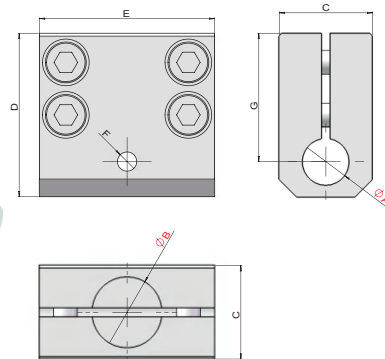


货号(PN)	型号(Model)	A	B	C	D	E	重量(Weight)
7.Y00047	SMBT3-2020	Ø20	Ø20	25	78	45	170g

T字型连接块 T Connector



货号(PN)	型号(Model)	A	B	C	D	E	F	G	重量(Weight)
7.Y00029	SMBF-0808	Ø8	Ø8	12	20	30	M4	14	14g
7.Y00030	SMBF-0812	Ø8	Ø12	16	20	30	M4	14	23g
7.Y00031	SMBF-1208	Ø12	Ø8	16	26	30	M4	16	19g
7.Y00032	SMBF-1212	Ø12	Ø12	16	26	30	M4	16	18g
7.Y00033	SMBF-1220	Ø12	Ø20	25	30	45	M4	20	60g
7.Y00034	SMBF-2012	Ø20	Ø12	25	40	45	M4	25	63g
7.Y00035	SMBF-2020	Ø20	Ø20	25	40	45	M4	25	56g



货号(PN)	型号(Model)	A	B	C	D	E	F	G	重量(Weight)
7.Y00036	SMBF1-0808	Ø8	Ø8	12	28	26	M4	22	15g
7.Y00037	SMBF1-0812	Ø8	Ø12	16	28	30	M4	22	31g
7.Y00038	SMBF1-1208	Ø12	Ø8	16	35	30	M4	25	29g
7.Y00003	SMBF1-1212	Ø12	Ø12	16	35	30	M4	25	26g
7.Y00039	SMBF1-1220	Ø12	Ø20	25	44	45	M4	34	88g
7.Y00040	SMBF1-2012	Ø20	Ø12	25	54	45	M4	39	111g
7.Y00041	SMBF1-2020	Ø20	Ø20	25	51.5	45	M4	39	78g

型材 / SUS Tube

支架模组

快换

夹具组件

气动剪刀

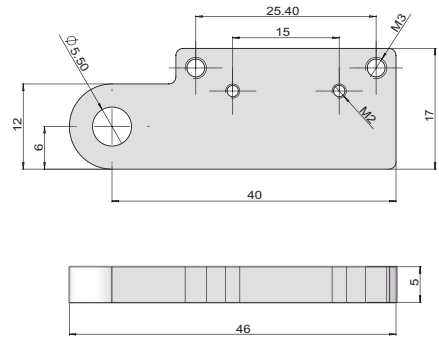
真空组件

附件

传感器支架 Sensor Bracket

型材
SUS Tube

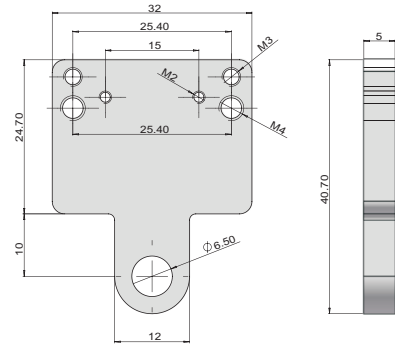
支架
模组



货号(PN)	型号(Model)	重量(Weight)
7.Y00070	SMBJ1-5	9g

快换
Quick Changer

夹具
组件



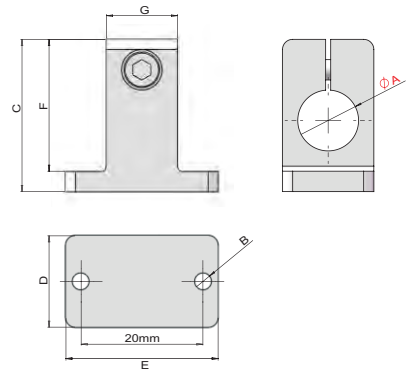
货号(PN)	型号(Model)	重量(Weight)
7.Y00071	SMBJ2-6	12g

气动
剪刀

真空
组件

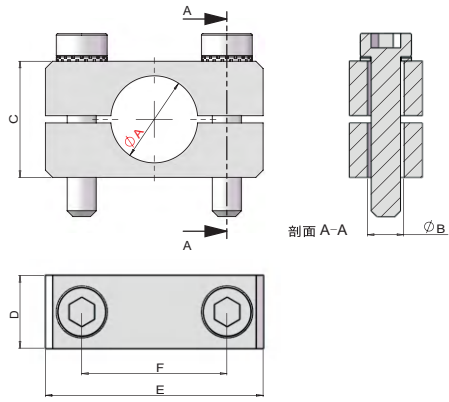
夹具支架 Chuck Bracket

附件
Accessory Components



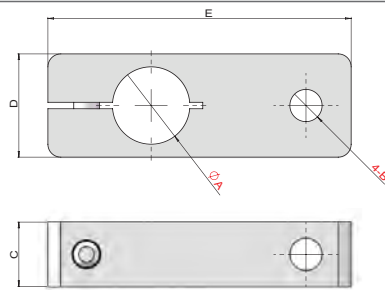
货号(PN)	型号(Model)	A	B	C	D	E	F	G	重量(Weight)
7.Y00072	SMBT5-8	$\phi 8$	M4	25	12	27	22	12	10g
7.Y00073	SMBT5-12	$\phi 12$	M4	30	18	30	26	14	19g

支架 Bracket



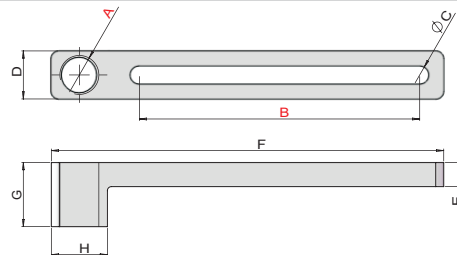
货号(PN)	型号(Model)	A	B	C	D	E	F	重量(Weight)
7.Y00074	SMBT6-12	Ø12	Ø6.5	16	16	40	30	35g

吸力支架 Suction Bracket

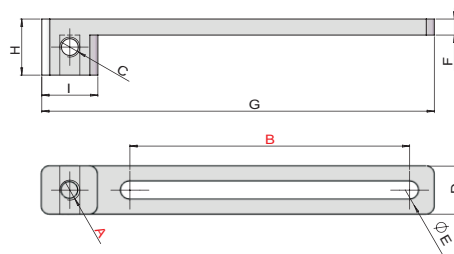


货号(PN)	型号(Model)	A	B	C	D	E	重量(Weight)
7.Y00057	SMBG1-8M5	Ø8	M5	12	12	33	9g
7.Y00058	SMBG1-8M6	Ø8	M6	10	12	33	9g
7.Y00059	SMBG1-12M5	Ø12	M5	10	16	47	16g
7.Y00060	SMBG1-12M6	Ø12	M6	10	16	47	16g
7.Y00061	SMBG1-12G18	Ø12	G1/8	16	16	47	25g

滑移支架 Slide Bracket



货号(PN)	型号(Model)	A	B	C	D	E	F	G	H	重量(Weight)
7.Y00115	SCF1-40M3	M3	40	4.5	12	5	56	10	8	7g
7.Y00118	SCF1-40G18	G1/8	40	4.5	12	6	68	16	14	12g
7.Y00129	SCF1-70M3	M3	70	4.5	12	5	86	10	8	10g
7.Y00132	SCF1-70G18	G1/8	70	4.5	12	6	98	16	14	15g



货号(PN)	型号(Model)	A	B	C	D	E	F	G	H	I	重量(Weight)
7.Y00173	SCF2-40M5	M5	40	M5	12	4.5	4	68	14	14	9g
7.Y00117	SCF2-40M6	M6	40	M6	12	4.5	4	68	14	14	10g
7.Y00130	SCF2-70M5	M5	70	M5	12	4.5	4	98	14	14	12g
7.Y00131	SCF2-70M6	M6	70	M6	12	4.5	4	98	14	14	13g

型材 / SUS Tube

支架模组

快换

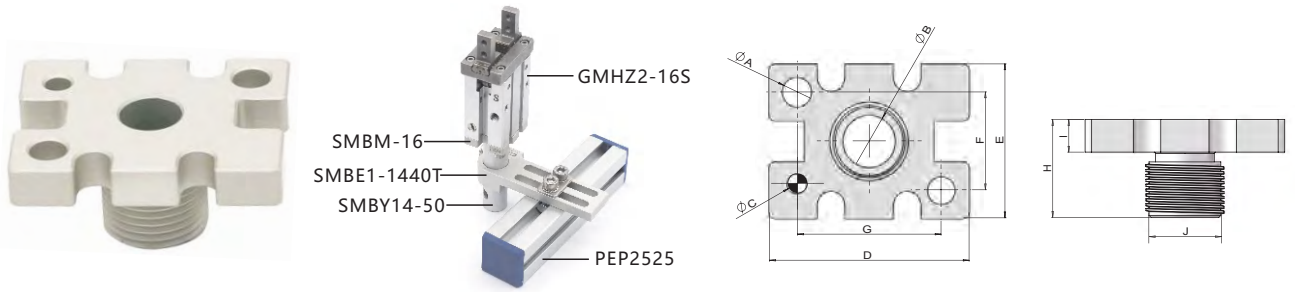
夹组件

气动剪刀

真空组件

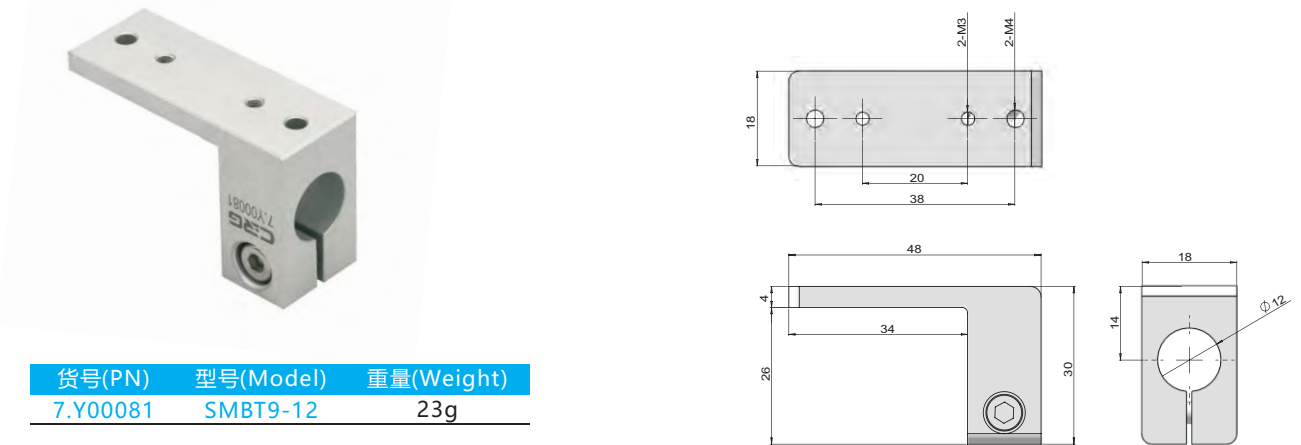
附件

气爪安装支架 Gripper Installation Bracket



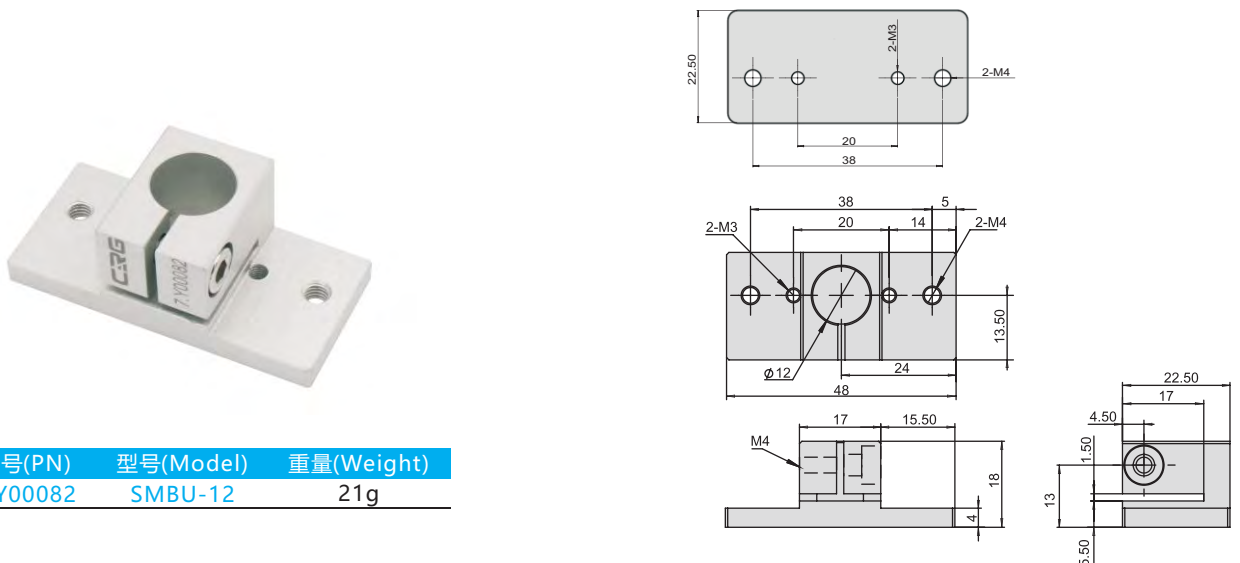
货号(PN)	型号(Model)	A	B	C	D	E	F	G	H	I	J	重量(Weight)
7.Y00740	SMBM-10	Ø3.2	Ø5	Ø2	23	16.4	12	18	14	4	M10*1	5g
7.Y00741	SMBM-16	Ø4.2	Ø6.5	Ø3	30.6	23.6	15	22	15	5	M12*1	10g
7.Y00728	SMBM-20	Ø5.5	Ø6.5	Ø4	42	27.6	18	32	15	5	M12*1	14g
7.Y00739	SMBM-25	Ø6.5	Ø7	Ø5	52	33.6	22	40	18	6	M17*1	27g
7.Y00738	SMBM-32	Ø6.5	Ø10	Ø5	60	40	26	46	18	6	M17*1	36g
7.Y00737	SMBM-40	Ø8.5	Ø16	Ø5	72	48	32	56	20	8	M27*1	67g

支架L12 Bracket L12



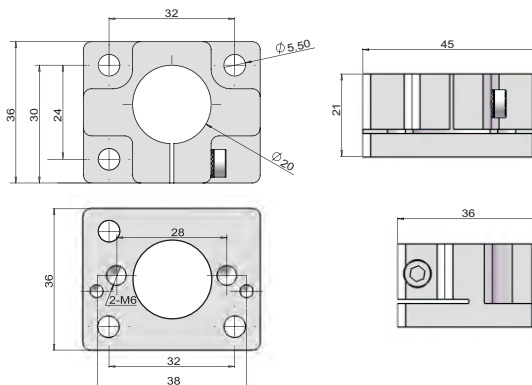
货号(PN)	型号(Model)	重量(Weight)
7.Y00081	SMBT9-12	23g

支架 Bracket T



货号(PN)	型号(Model)	重量(Weight)
7.Y00082	SMBU-12	21g

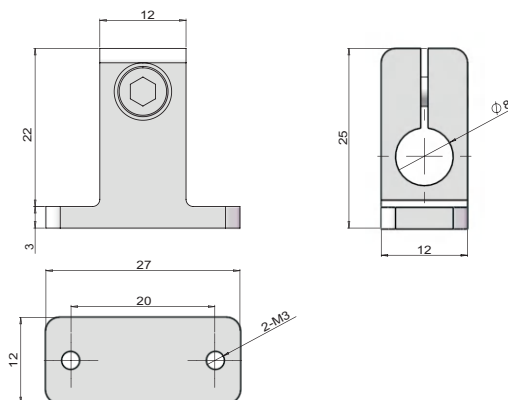
支架 Bracket T



货号(PN) 型号(Model) 重量(Weight)

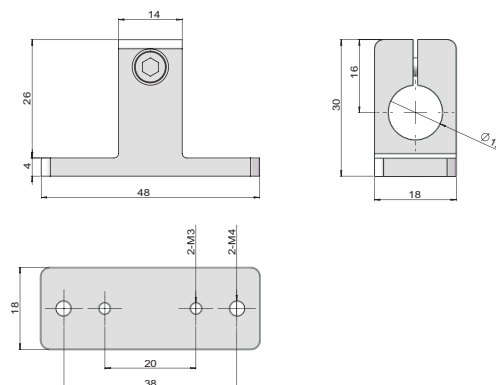
7.Y00255 SMBU2-20 49g

支架 Bracket TH



货号(PN) 型号(Model) 重量(Weight)

7.Y00085 SMBU3-8 10g



货号(PN) 型号(Model) 重量(Weight)

7.Y00086 SMBU4-12 22g

型材 / SUS Tube

支架模组

快换

夹具组件

气动剪刀

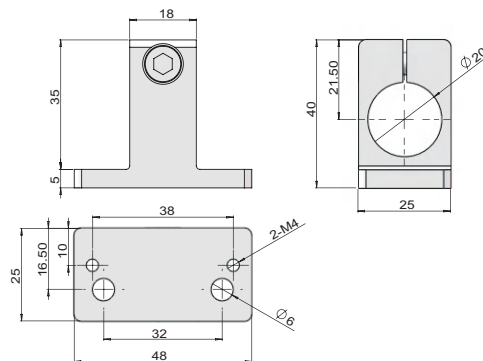
真空组件

附件

支架 Bracket TH

型材
SUS Tube

支架
模组

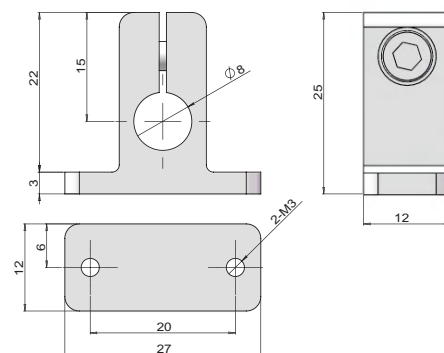


货号(PN)	型号(Model)	重量(Weight)
7.Y00087	SMBU5-20	44g

支架 Bracket TV

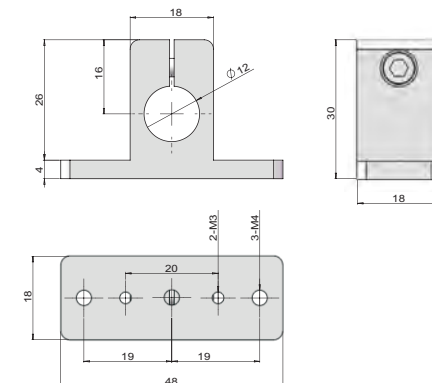
快捷
切换

夹具
组件



货号(PN)	型号(Model)	重量(Weight)
7.Y00088	SMBU6-8	10g

气动
剪刀

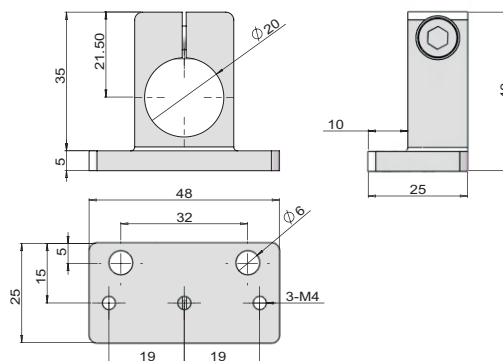


货号(PN)	型号(Model)	重量(Weight)
7.Y00089	SMBU7-12	26g

真空
组件

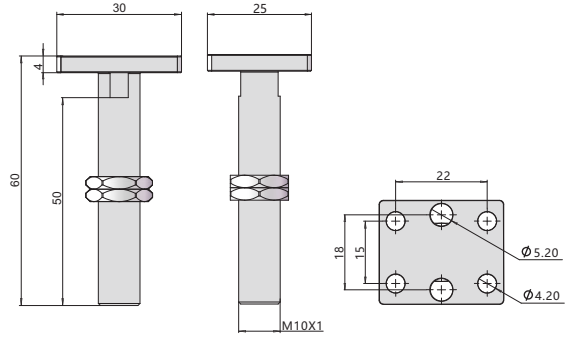
支架 Bracket T

附件
Accessory Components



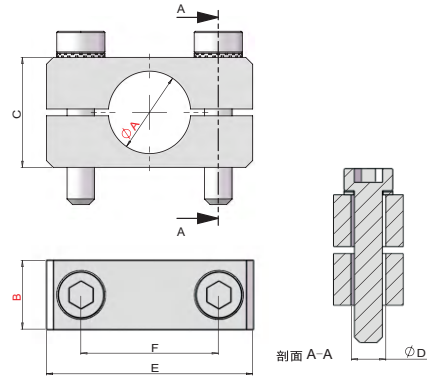
货号(PN)	型号(Model)	重量(Weight)
7.Y00090	SMBU8-20	39g

固定支架 Fixed Bracket



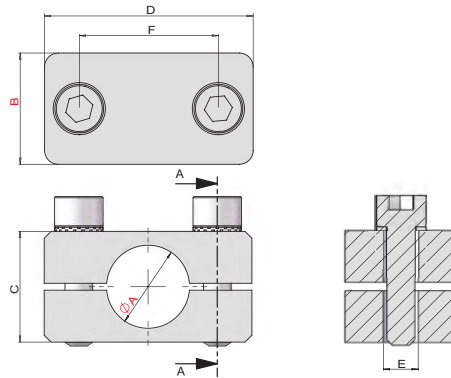
货号(PN)	型号(Model)	重量(Weight)
7.Y01051	SMBU9-M10	21g

支架 Bracket



货号(PN)	型号(Model)	A	B	C	D	E	F	重量(Weight)
7.Y00091	SMBK1-8T10	Ø8	10	16	Ø5.5	30	20	20g
7.Y00092	SMBK1-12T10	Ø12	10	16	Ø5.5	30	20	14g
7.Y00093	SMBK1-20T10	Ø20	10	27	Ø6.5	40	30	36g
7.Y00094	SMBK1-8T16	Ø8	16	16	Ø6.5	30	20	32g
7.Y00095	SMBK1-12T16	Ø12	16	16	Ø4.5	30	20	20g
7.Y00096	SMBK1-20T16	Ø20	16	27	Ø6.5	40	30	48g

滑移支架 Slide Bracket



货号(PN)	型号(Model)	A	B	C	D	E	F	重量(Weight)
7.Y00064	SMBS-8T10	Ø8	10	16	30	M4	20	16g
7.Y00065	SMBS-12T10	Ø12	10	16	30	M4	20	15g
7.Y00066	SMBS-20T10	Ø20	10	25	40	M6	30	33g
7.Y00067	SMBS-8T16	Ø8	16	16	30	M6	20	29g
7.Y00001	SMBS-12T16	Ø12	16	16	30	M6	20	29g
7.Y00068	SMBS-20T16	Ø20	16	25	40	M6	30	44g

型材 / SUS Tube

支架模组
Stents Module

快换
Quick Changer

夹组件
Grip Module

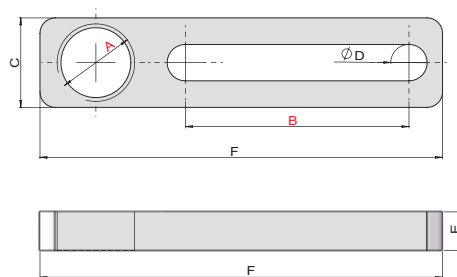
气动剪刀
Air Nipper

真空组件
Vacuum Module

附件
Accessory Components

滑移支架 Slide Bracket

型材
SUS Tube

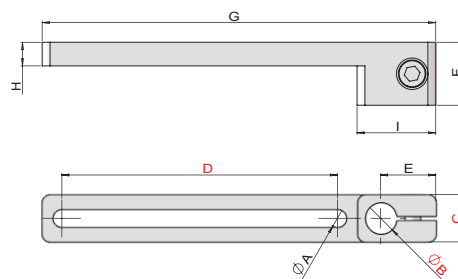


支架
模组

货号(PN)	型号(Model)	A	B	C	D	E	F	重量(Weight)
7.Y00119	SCF3-40M10	M10*1	40	16	6.5	5	70	10g
7.Y00120	SCF3-40M12	M12*1	40	16	6.5	5	72	10g
7.Y00121	SCF3-40M17	M17*1	40	25	6.5	5	80	20g
7.Y00133	SCF3-70M10	M10*1	70	16	6.5	5	100	14g
7.Y00134	SCF3-70M12	M12*1	70	16	6.5	5	102	14g
7.Y00135	SCF3-70M17	M17*1	70	25	6.5	5	110	28g

快换

夹具
组件

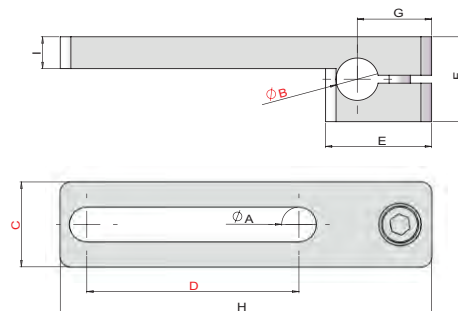


气动
剪刀

货号(PN)	型号(Model)	A	B	C	D	E	F	G	H	I	重量(Weight)
7.Y00122	SCF4-0840W12	4.5	Ø8	12	40	14	16	70	6	20	14g
7.Y00123	SCF4-0840W16	6.5	Ø8	16	40	14	16	70	6	20	20g
7.Y00004	SCF4-1240W16	6.5	Ø12	16	40	16	16	75	6	25	21g
7.Y00124	SCF4-2040W25	6.5	Ø20	25	40	20	16	86	6	34	39g
7.Y00136	SCF4-0870W12	4.5	Ø8	12	70	14	16	100	6	20	18g
7.Y00137	SCF4-0870W16	6.5	Ø8	16	70	14	16	100	6	20	25g
7.Y00138	SCF4-1270W16	6.5	Ø12	16	70	16	16	105	6	25	25g
7.Y00139	SCF4-2070W25	6.5	Ø20	25	70	20	16	116	6	34	49g

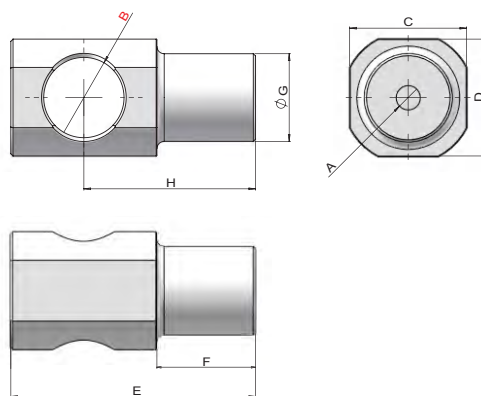
真空
组件

附件

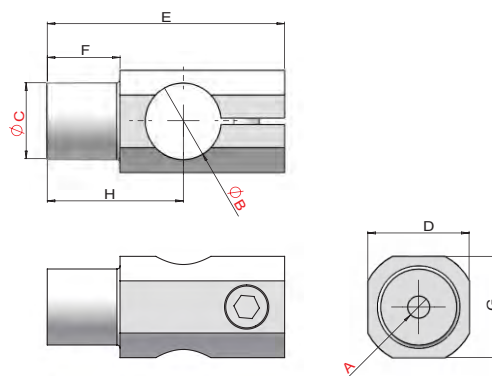


货号(PN)	型号(Model)	A	B	C	D	E	F	G	H	I	重量(Weight)
7.Y00125	SCF5-0840W16	6.5	Ø8	16	40	20	16	14	70	6	20g
7.Y00126	SCF5-0840W12	4.5	Ø8	12	40	20	16	14	70	6	15g
7.Y00127	SCF5-1240W16	6.5	Ø12	16	40	25	16	16	75	6	20g
7.Y00128	SCF5-2040W25	6.5	Ø20	25	40	34	25	20	86	6	53g
7.Y00140	SCF5-0870W16	6.5	Ø8	16	70	20	16	14	100	6	25g
7.Y00141	SCF5-0870W12	4.5	Ø8	12	70	20	16	14	100	6	19g
7.Y00142	SCF5-1270W16	6.5	Ø12	16	70	25	16	16	105	6	25g
7.Y00143	SCF5-2070W25	6.5	Ø20	25	70	34	25	20	116	6	48g

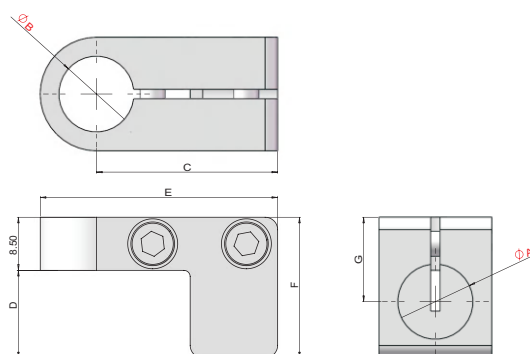
旋转支架 Rotation Bracket



货号(PN)	型号(Model)	A	B	C	D	E	F	G	H	重量(Weight)
7.Y00099	SMBR2-M10	M4	M10	14	14	26.5	11.5	Ø8	19	6g
7.Y00100	SMBR2-M12	M4	M12	16	16	33.5	13.5	Ø12	23.5	12g



货号(PN)	型号(Model)	A	B	C	D	E	F	G	H	重量(Weight)
7.Y00103	SMBR4-0808M4	M4	Ø8	Ø8	12	32.5	11.5	12	17.5	7g
7.Y00110	SMBR4-1208M4	M4	Ø12	Ø8	16	37.5	11.5	16	21.5	13g
7.Y00019	SMBR4-1212M4	M4	Ø12	Ø12	16	39.5	13.5	16	23.5	15g
7.Y00268	SMBR4-1212M4L	M4	Ø12	Ø12	16	55	29	16	39	20g
7.Y00461	SMBR4-1420M6	M6	Ø14	Ø20	25	60	20	25	37	70g
7.Y00007	SMBR4-2020M6	M6	Ø20	Ø20	25	60	20	25	37	59g
7.Y00206	SMBR4-2020M6L	M6	Ø20	Ø20	25	85	45	25	62	81g



货号(PN)	型号(Model)	A	B	C	D	E	F	G	重量(Weight)
7.Y00111	SMBR5-1208	Ø12	Ø8	29	14	38	22.5	13.5	24g
7.Y00104	SMBR5-0808	Ø8	Ø8	29	11.5	36	20	13	16g
7.Y00112	SMBR5-1212	Ø12	Ø12	29	14	38	22.5	13.5	18g

型材 / SUS Tube

支架模组

快换

夹具组件

气动剪刀

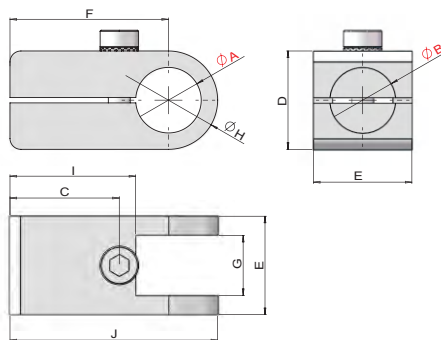
真空组件

附件

旋转支架 Rotation Bracket

型材 · SUS Tube

支架模组

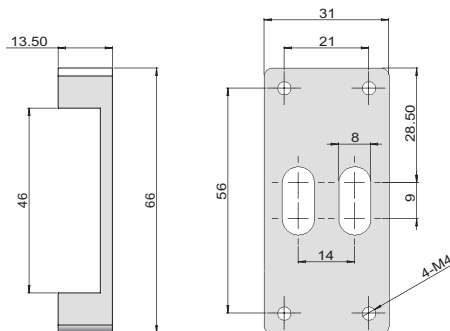


货号(PN)	型号(Model)	A	B	C	D	E	F	G	H	I	J	重量(Weight)
7.Y00113	SMBR7-0808	Ø8	Ø8	16	15	15	25	10	15	21	32.5	13g
7.Y00114	SMBR7-1212	Ø12	Ø12	20	18	18	29	11	18	23	38	18g

快换

夹具组件

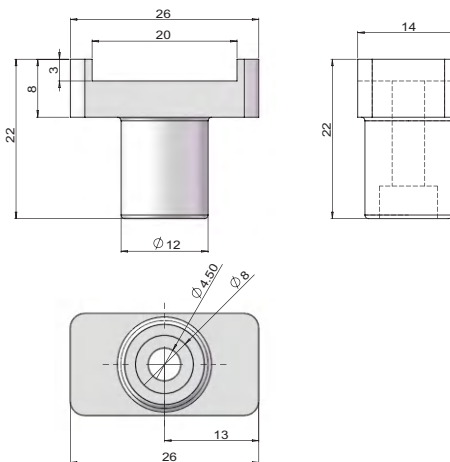
气动剪刀



货号(PN)	型号(Model)	重量(Weight)
7.Y00063	SMBR-46	31g

真空组件

附件

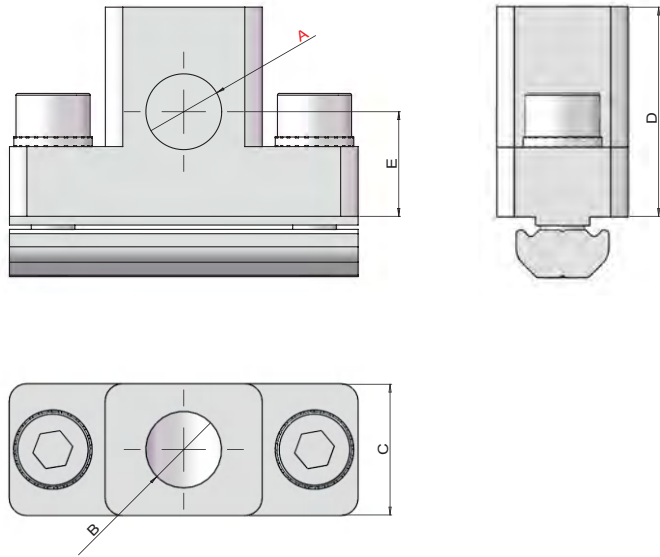


货号(PN)	型号(Model)	重量(Weight)
7.Y00098	SMBR1-12	9g

吸盘固定支架 Direct Connector For Vacuum Cup (螺钉套件选配) (Kit With Screws Option)

注: 如需螺钉套件货号 and 型号加T 如: 型号SVA-G18T 货号7.Y00235-T

Note: If screw kits needed, add T to the part number and model number. eg: Model SVA-G18T Part number 7.Y00235-T



货号(PN)	7.Y00235	7.Y00237
型号(Model)	SVA-G18	SVA-G14
A(mm)	G1/8	G1/4
B(mm)	G1/8	G1/8
C(mm)	15	15
D(mm)	24	24
E(mm)	12	10
PEP2518	√	√
PEP2525	√	√
PEP5025	√	√
PEP4040	√	√
PEP3030	√	√
螺钉选配件 Accessoirier selection		
螺丝(Screws)	PTC-M5L16*2	PTC-M5L16*2
双齿平垫(Single hole shim)	PTS-M5*2	PTS-M5*2
T型螺母(T-Nuts)	PTN-M5P30*1	PTN-M5P30*1
总重量(Weight)	42g	40g

型材 / SUS Tube

支架模组

快换

夹具组件

气动剪刀

真空组件

附件

吸盘固定支架 Direct Connector For Vacuum Cup (螺钉套件选配) (Kit With Screws Option)

注: 如需螺钉套件货号 and 型号加 **T** 如: 型号SVB-M5**T** 货号7.Y00242-**T**

Note: If screw kits needed, add **T** to the part number and model number. eg: Model SVB-M5**T** Part number 7.Y00242-**T**

型材
SUS Tube

支架
Module



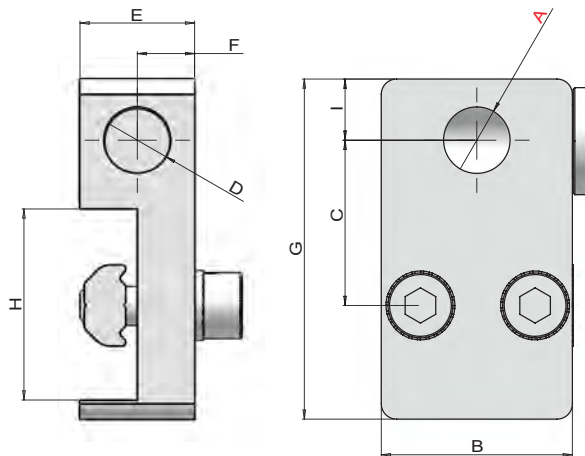
快换
Changer

夹具
Module

气动
Nipper

真空
Module

附件
Components



货号(PN)	7.Y00242	7.Y00244	7.Y00243
型号(Model)	SVB-M5	SVB-G18	SVB-G14
A(mm)	M5	G1/8	G1/4
B(mm)	16	25	25
C(mm)	13.5	21.5	21.5
D(mm)	M5	G1/8	G1/8
E(mm)	8	15	15
F(mm)	4	7.5	7.5
G(mm)	29	44.5	46.5
H(mm)	18	25	25
I (mm)	4.3	8	10
PEP2518	-	√	√
PEP2525	-	√	√
PEP5025	-	√	√


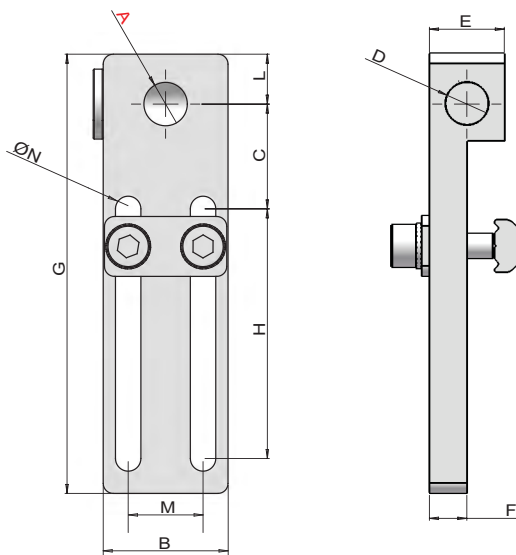
螺钉选配件 Accessorier selection

螺丝(Screws)	PTC-M4L12*2	PTC-M5L16*2	PTC-M5L16*2
双齿平垫(Single hole shim)	PTS-M4*2	PTS-M5*2	PTS-M5*2
T型螺母(T-Nuts)	PTN-M4P8*1	PTN-M5P15*1	PTN-M5P15*1
总重量(Weight)	15g	45g	45g

吸盘加长固定支架 Mounting Bracket For Vacuum Cup (螺钉套件选配) (Kit With Screws Option)

注: 如需螺钉套件货号 and 型号加T 如: 型号SVC-M5T 货号7.Y00328-T

Note: If screw kits needed, add T to the part number and model number. eg: Model SVC-M5T Part number 7.Y00328-T



Profile / SUS Tube

Stents Module

Quick Changer

Grip Module

Air Nipper

Vacuum Module

Accessory Components

货号(PN)	7.Y00328	7.Y00238	7.Y00239
型号(Model)	SVC-M5	SVC-G18	SVC-G14
A(mm)	M5	G1/8	G1/4
B(mm)	16	25	25
C(mm)	14	21	21
D(mm)	M5	G1/8	G1/8
E(mm)	8	15	15
F(mm)	4	7.5	7.5
G(mm)	65	88	88
H(mm)	40	50	50
L(mm)	6	10	10
M(mm)	8	15	15
N(mm)	Ø4.2	Ø5.2	Ø5.2
PEP2518	√	√	√
PEP2525	√	√	√
PEP5025	√	√	√
PEP4040	-	√	√
PEP3030	√	√	√
螺钉选配件 Accessorier selection			
螺丝(Screws)	PTC-M4L12*2	PTC-M5L16*2	PTC-M5L16*2
双齿平垫(Single hole shim)	PTS-M4*2	PTS-M5*2	PTS-M5*2
T型螺母(T-Nuts)	PTN-M4P8*1	PTN-M5P15*1	PTN-M5P15*1
双孔平垫(Double holes shim)	PTD-M4P8*1	PTD-M5P15*1	PTD-M5P15*1
总重量(Weight)	20g	60g	60g

可旋转吸盘固定支架 Mounting Bracket For Vacuum Cup (螺钉套件选配) (Kit With Screws Option)

注: 如需螺钉套件货号 and 型号加**T** 如: 型号SVD-M5**T** 货号7.Y00416-**T**

Note: If screw kits needed, add **T** to the part number and model number. eg: Model SVD-M5**T** Part number 7.Y00416-**T**

型材
SUS Tube

支架
Module



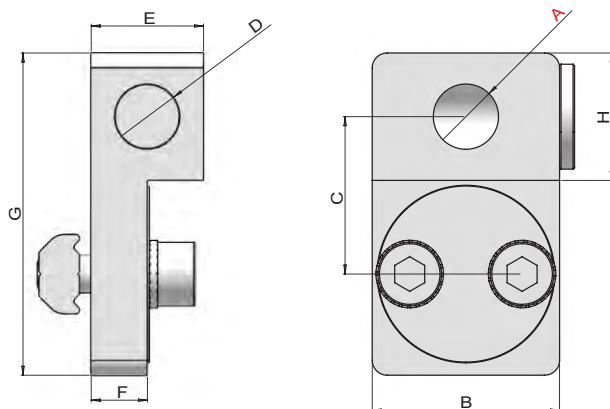
快换
Changer

夹具
Module

气动
Nipper

真空
Module



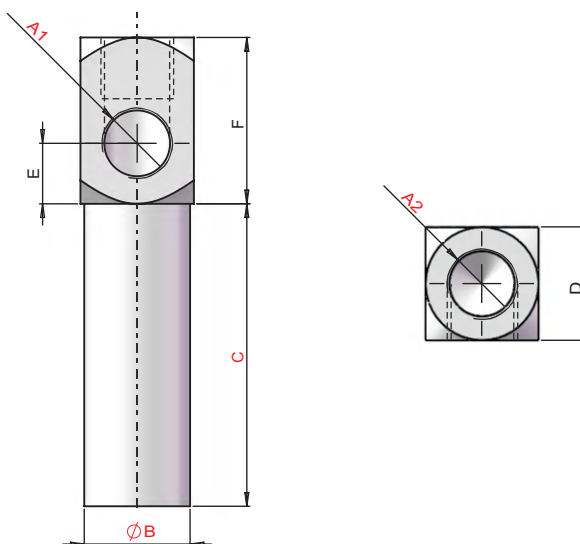
附件
Components



货号(PN)	7.Y00416	7.Y00417	7.Y00418
型号(Model)	SVD-M5	SVD-G18	SVD-G14
A(mm)	M5	G1/8	G1/4
B(mm)	16	25	25
C(mm)	13	21	21
D(mm)	M5	G1/8	G1/8
E(mm)	10	15	15
F(mm)	5	7.5	7.5
G(mm)	28	43	43
H(mm)	10	17	17
PEP2518	√	√	√
PEP2525	√	√	√
PEP5025	√	√	√
PEP4040	-	√	√
PEP3030	√	√	√
螺钉选配件 Accessorier selection			
螺丝(Screws)	PTC-M4L12*2	PTC-M5L16*2	PTC-M5L16*2
双齿平垫(Single hole shim)	PTS-M4*2	PTS-M5*2	PTS-M5*2
T型螺母(T-Nuts)	PTN-M4P8*1	PTN-M5P15*1	PTN-M5P15*1
总重量(Weight)	15g	45g	42g

吸盘安装杆 Leg For Vacuum Cup

运用实例 / Application



货号(PN)	型号(Model)	A1(mm)	A2(mm)	B(mm)	C(mm)	D(mm)	E(mm)	F(mm)	重量(Weight)
7.Y00410	SVE-M51030	M5	M5	Ø10	30	11	6	16	10g
7.Y00411	SVE-M51060	M5	M5	Ø10	60	11	6	16	13g
7.Y00412	SVE-M51090	M5	M5	Ø10	90	11	6	16	17g
7.Y00772	SVE-M51230	M5	M5	Ø12	30	13	7	17	12g
7.Y00773	SVE-M51260	M5	M5	Ø12	60	13	7	17	15g
7.Y00774	SVE-M51290	M5	M5	Ø12	90	13	7	17	19g
7.Y00413	SVE-G181440	G1/8	G1/8	Ø14	40	15	8	22	17g
7.Y00414	SVE-G181480	G1/8	G1/8	Ø14	80	15	8	22	25g
7.Y00415	SVE-G1814120	G1/8	G1/8	Ø14	120	15	8	22	32g
7.Y00008	SVE-G142050	G1/8	G1/4	Ø20	50	20	8	23	40g
7.Y00009	SVE-G1420100	G1/8	G1/4	Ø20	100	20	8	23	60g
7.Y00010	SVE-G1420150	G1/8	G1/4	Ø20	150	20	8	23	75g

型材 / SUS Tube

支架模组

快换

夹爪组件

气动剪刀

真空组件

附件

夹腿 Clamp Leg

运用实例 / Application

型材 / SUS Tube

支架模组

快换

夹具组件

气动剪刀

真空组件



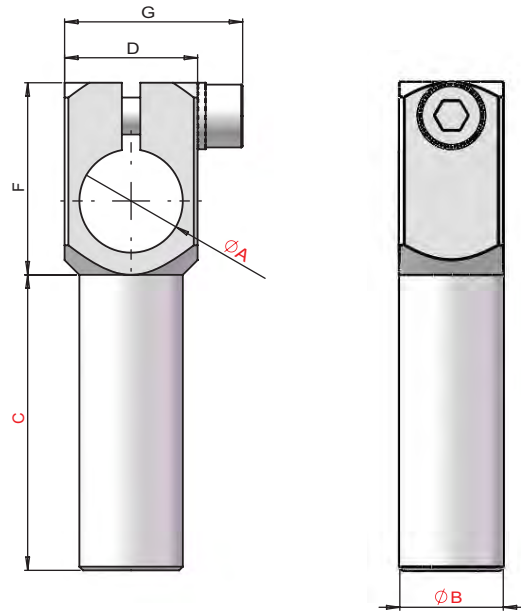
附件



夹腿
Clamp Leg
(SCA1)



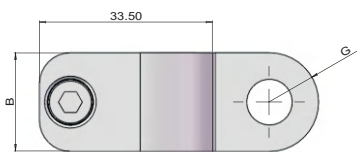
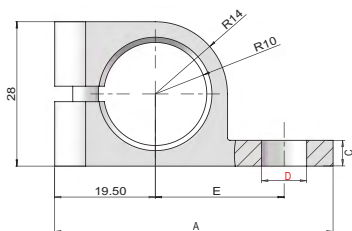
重型夹腿
Heavy Clamp Leg
(SCA2)



货号(PN)	型号(Model)	A(mm)	B(mm)	C(mm)	D(mm)	F(mm)	G(mm)	重量(Weight)
7.Y00398	SCA1-1010L30	Ø10	Ø10	30	14	19	19	10g
7.Y00399	SCA1-1010L60	Ø10	Ø10	60	14	19	19	15g
7.Y00400	SCA1-1010L90	Ø10	Ø10	90	14	19	19	20g
7.Y00769	SCA1-1212L30	Ø12	Ø12	30	19	21	21	13g
7.Y00770	SCA1-1212L60	Ø12	Ø12	60	19	21	21	18g
7.Y00771	SCA1-1212L90	Ø12	Ø12	90	19	21	21	23g
7.Y00401	SCA1-1414L40	Ø14	Ø14	40	18	26	24	20g
7.Y00402	SCA1-1414L80	Ø14	Ø14	80	18	26	24	30g
7.Y00403	SCA1-1414L120	Ø14	Ø14	120	18	26	24	40g
7.Y00404	SCA1-2020L50	Ø20	Ø20	50	25	32	31	45g
7.Y00405	SCA1-2020L100	Ø20	Ø20	100	25	32	31	70g
7.Y00406	SCA1-2020L150	Ø20	Ø20	150	25	32	31	105g
7.Y00407	SCA1-3030L80	Ø30	Ø30	80	40	44	46	170g
7.Y00408	SCA1-3030L140	Ø30	Ø30	140	40	44	46	230g
7.Y00409	SCA1-3030L200	Ø30	Ø30	200	40	44	46	300g
7.Y00996	SCA2-2020L50	Ø20	Ø20	50	25	32	31	65g
7.Y01000	SCA2-2020L100	Ø20	Ø20	100	25	32	31	86g
7.Y00997	SCA2-2020L150	Ø20	Ø20	150	25	32	31	101g
7.Y01006	SCA2-3030L80	Ø30	Ø30	80	35	43	42	209g
7.Y01005	SCA2-3030L140	Ø30	Ø30	140	35	43	42	288g
7.Y01001	SCA2-3030L200	Ø30	Ø30	200	35	43	42	344g

旋转支撑 Swivelling Support

运用实例 / Application



货号(PN)	7.Y00236	7.Y00234
规格(Spec)	SCC-20G18	SCC-20M16
A(mm)	54	60.5
B(mm)	19	24
C(mm)	5	6
D(mm)	G1/8	M16×1
E(mm)	25	29
G(mm)	R9.5	R12
重量(Weight)	30g	40g



型材 / SUS Tube

支架模组
Stents Module

快换
Quick Changer

夹具组件
Grip Module

气动剪刀
Air Nipper

真空组件
Vacuum Module

附件
Accessory Components

NR剪刀固定支架 NR Nipper Mounting Bracket

型材 / SUS Tube

支架模组

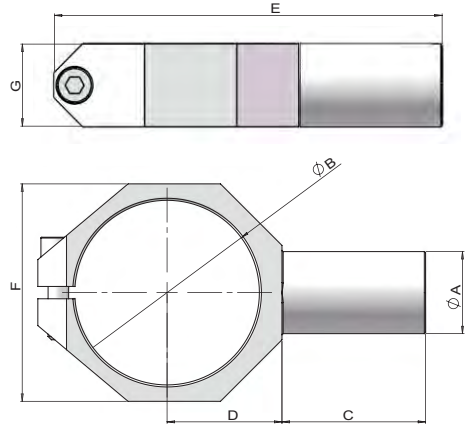
快换

夹具组件

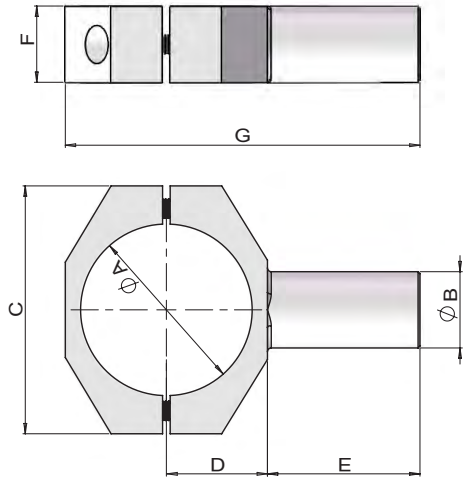
气动剪刀

真空组件

附件

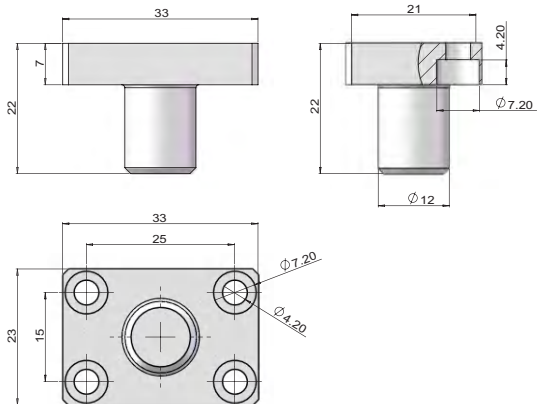


货号(PN)	7.Y00331	7.Y00261	7.Y00742
型号(Model)	SCE-NR20	SCE-NR30	SCE-NR50
A(mm)	Ø20	Ø20	Ø30
B(mm)	Ø45	Ø56	Ø75
C(mm)	35	40	48
D(mm)	28	33	41
E(mm)	94.5	111	138
F(mm)	53	65	83
G(mm)	20	25	40
重量(Weight)	65g	110g	308g



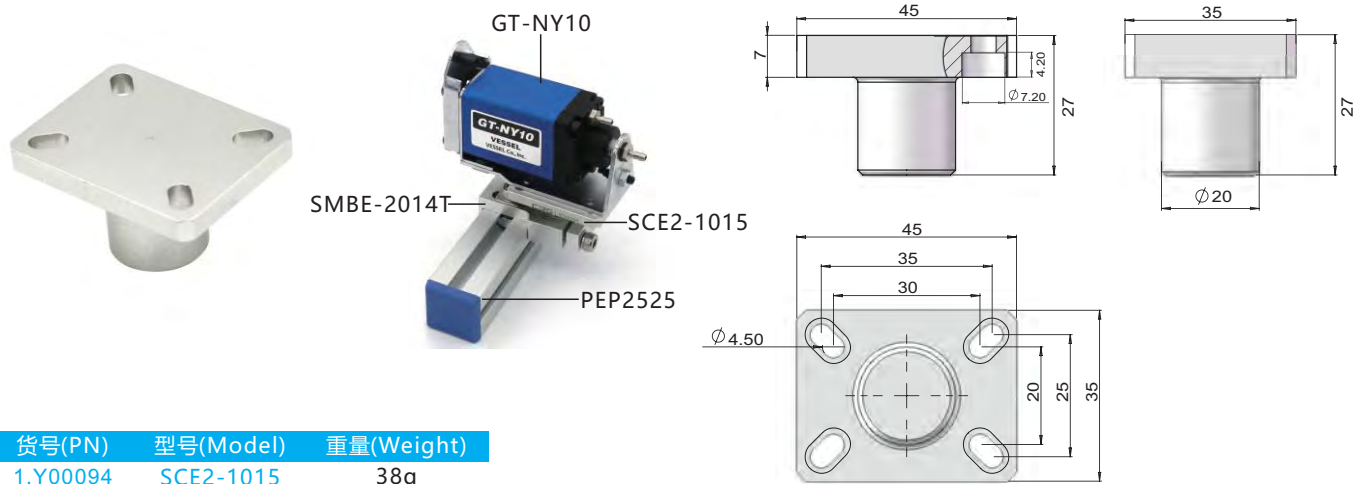
货号(PN)	7.Y00692	7.Y00693
型号(Model)	SCE1-NS20	SCE1-NS30
A(mm)	Ø45	Ø56
B(mm)	Ø20	Ø20
C(mm)	65	76
D(mm)	27	33
E(mm)	40	40
F(mm)	20	25
G(mm)	94	106
重量(Weight)	111g	123g

NY05 剪刀固定块 NY05 Fixing Block



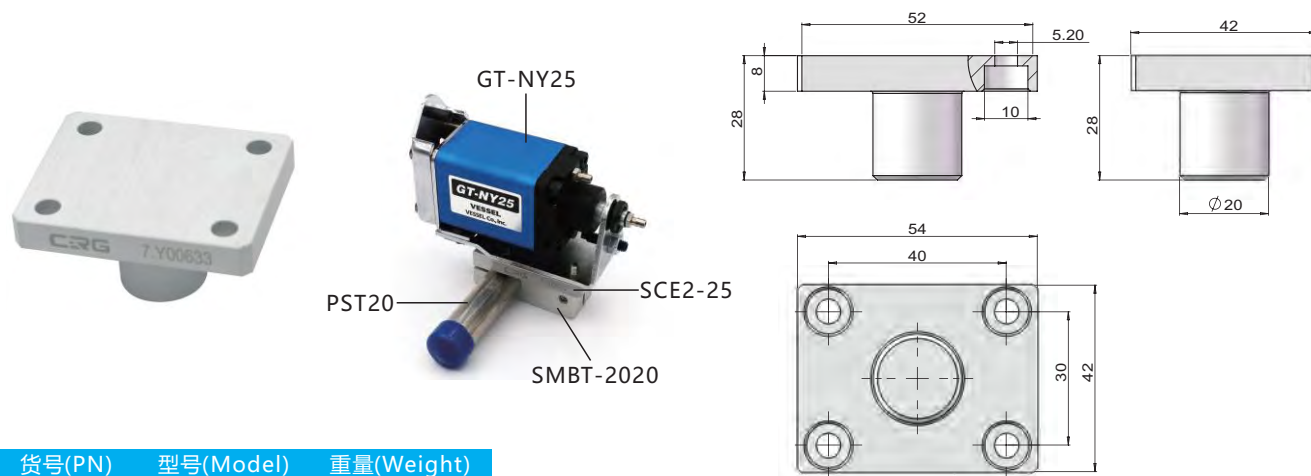
货号(PN)	型号(Model)	重量(Weight)
7.Y00796	SCE2-05	17g

NY10.NY15 剪刀固定块 NY10.NY15 Fixing Block




货号(PN)	型号(Model)	重量(Weight)
1.Y00094	SCE2-1015	38g

NY25 剪刀固定块 NY25 Fixing Block



货号(PN)	型号(Model)	重量(Weight)
7.Y00633	SCE2-25	61g

剪刀固定支架 Nipper Bracket



货号(PN)	型号(Model)	A	B	C	D	E	F	重量(Weight)
7.Y00075	SCE3-N10	Ø36	M6	40	75	45	30	246g
7.Y00076	SCE3-N20	Ø45	M6	40	75	53	30	228g
7.Y00077	SCE3-N30	Ø56	M6	40	86	63	30	267g

型材 / SUS Tube

支架模组

快换

夹组件

气动剪刀

真空组件

附件

气剪安装支架 Gas Cut Bracket

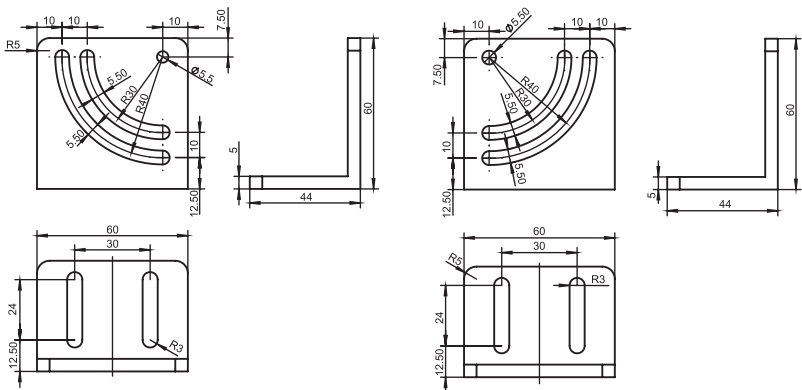
型材 / SUS Tube



货号(PN)	7.Y00868
型号(Model)	SCE4-NR(L.R)


※L.R配对销售 L.R Use together
 ※GT-NR用 GT-N Use
 ※重量 Weight: 65.5g

支架模组



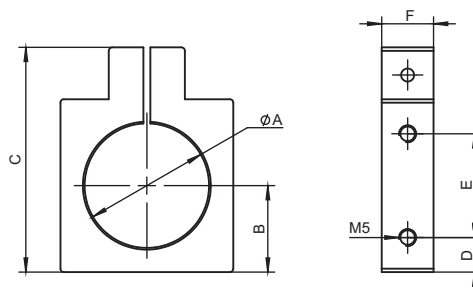
快换

夹具组件



气剪固定支架 Gas Cut fixation

气动剪刀




真空组件

货号(PN)	型号(Model)	A	B	C	D	E	F	重量(Weight)
7.Y00146	SCE4-NR30	56	35	85	10	40	15	111g
7.Y00147	SCE4-NR20	45	30	75	10	40	15	93g
7.Y00148	SCE4-NR10	36	25	65	10	30	15	72g

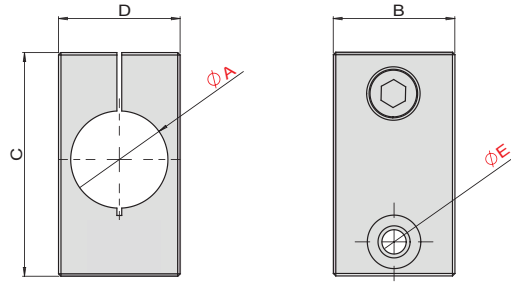
剪刀水口夹可旋转安装支架 Adjustable Nipper Mounting Clamps

附件

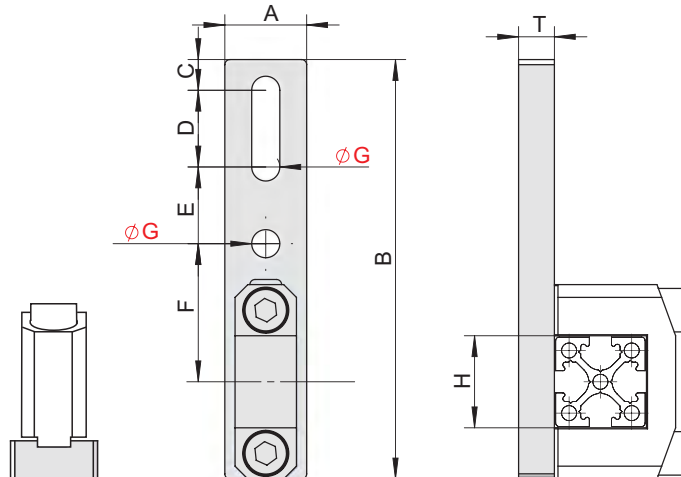


货号(PN)	型号(Model)	A	B	C	D	E	重量(Weight)
7.Y00946	SCE-NR20-D10	Ø45	Ø10	56.5	93	65	57.5
7.Y00947	SCE-NR20-D12	Ø45	Ø12	56.5	93	65	55.5
7.Y00948	SCE-NR30-D10	Ø56	Ø10	62.5	104.5	77	67.5
7.Y00949	SCE-NR30-D12	Ø56	Ø12	62.5	104.5	77	65.5

机械手固定支架 Access Robot Bracket





货号(PN)	型号(Model)	A	B	C	D	E	重量(Weight)
7.Y00051	SMBH1-8M5	Ø8	14	35	12	Ø5.5	15g
7.Y00052	SMBH1-8M6	Ø8	14	35	12	Ø6.5	12g
7.Y00053	SMBH1-12M5	Ø12	20	39	16	Ø5.5	30g
7.Y00002	SMBH1-12M6	Ø12	20	39	16	Ø6.5	25g
7.Y00054	SMBH1-12M8	Ø12	20	45	25	Ø9	42g
7.Y00055	SMBH1-20M6	Ø20	20	50	25	Ø6.5	48g
7.Y00056	SMBH1-20M8	Ø20	20	50	25	Ø9	51g



货号(PN)	型号(Model)	A	B	C	D	E	F	G	H	T	重量(Weight)
7.Y00869	SMBE7-18M5	16	82	6	15	15	27	Ø5.5	18	7	20.5g
7.Y00870	SMBE7-18M6	16	82	6	15	15	27	Ø6.5	18	7	20g
7.Y00871	SMBE7-25M5	16	90	7	15	15	30.5	Ø5.5	25	7	22.5g
7.Y00872	SMBE7-25M6	16	90	7	15	15	30.5	Ø6.5	25	7	22g

运用实例 / Application



Profile / SUS Tube
型材 / 钢管

Stents Module
支架模组

Quick Changer
快换

Grip Module
夹爪组件

Air Nipper
气动剪刀

Vacuum Module
真空组件

Accessory Components
附件

弯臂 Elbow Arm

运用实例 / Application

型材 / SUS Tube

支架模组

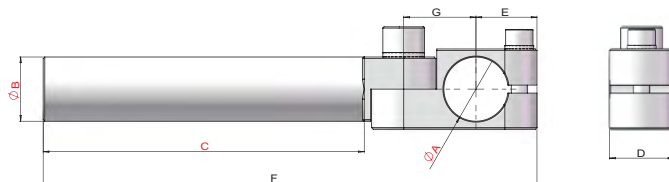
快换

夹具组件

气动剪刀

真空组件

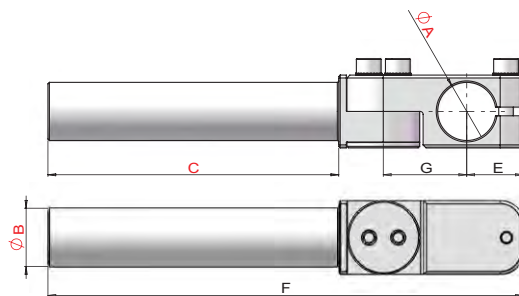
附件



货号(PN)	型号(Model)	A(mm)	B(mm)	C(mm)	D(mm)	E(mm)	F(mm)	G(mm)	重量(Weight)
7.Y00388	SEA-1010L60	Ø10	Ø10	60	10	13	93	12.5	20g
7.Y00776	SEA-1212L60	Ø12	Ø12	60	12	15	98	14.5	22g
7.Y00389	SEA-1414L40	Ø14	Ø14	40	14	16	82	16.5	32g
7.Y00390	SEA-1414L80	Ø14	Ø14	80	14	16	122	16.5	42g
7.Y00391	SEA-1414L120	Ø14	Ø14	120	14	16	162	16.5	50g
7.Y00392	SEA-2020L50	Ø20	Ø20	50	20	19	104	22.5	70g
7.Y00393	SEA-2020L100	Ø20	Ø20	100	20	19	154	22.5	90g
7.Y00394	SEA-2020L150	Ø20	Ø20	150	20	19	204	22.5	120g
7.Y00395	SEA-3030L80	Ø30	Ø30	80	30	27	160	34.8	235g
7.Y00396	SEA-3030L140	Ø30	Ø30	140	30	27	220	34.8	300g
7.Y00397	SEA-3030L200	Ø30	Ø30	200	30	27	280	34.8	360g

重型弯臂 Heavy Duty Elbow Arm

运用实例 / Application



货号(PN)	7.Y00350	7.Y00351	7.Y00166	7.Y00352	7.Y00353	7.Y00354
型号(Model)	SEAH-2020L50	SEAH-2020L100	SEAH-2020L150	SEAH-3030L80	SEAH-3030L140	SEAH-3030L200
A(mm)	Ø20	Ø20	Ø20	Ø30	Ø30	Ø30
B(mm)	Ø20	Ø20	Ø20	Ø30	Ø30	Ø30
C(mm)	50	100	150	80	140	200
D(mm)	25	25	25	35	35	35
E(mm)	19.5	19.5	19.5	27.3	27.3	27.3
F(mm)	113.5	163.5	213.5	168.5	228.5	288.5
G(mm)	28.7	28.7	28.7	40.7	40.7	40.7
重量(Weight)	95g	115g	130g	330g	380g	435g

型材 / SUS Tube

支架模组

快换

夹具组件

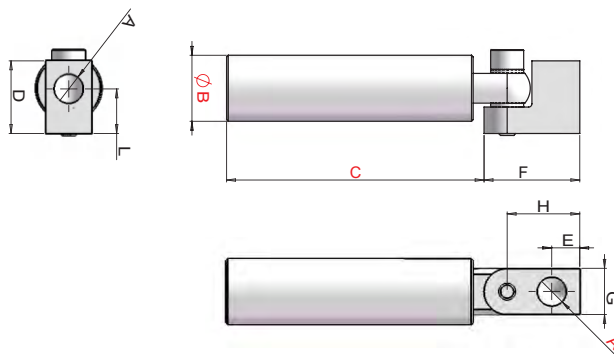
气动剪刀

真空组件

附件

真空吸盘弯臂 Elbow Arm For Vacuum Cup

运用实例 / Application



型材 / SUS Tube

支架模组

快换

夹具组件

气动剪刀

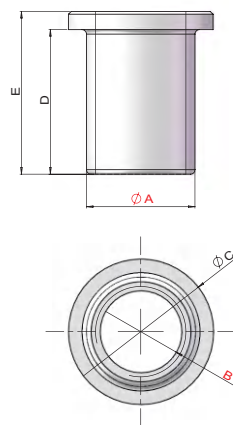
真空组件

附件

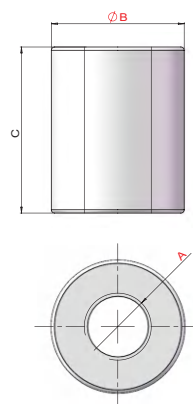


货号(PN)	型号(Model)	A(mm)	B(mm)	C(mm)	D(mm)	E(mm)	F(mm)	G(mm)	H(mm)	L(mm)	重量(Weight)
7.Y00432	SEAV-M510L45	M5	Ø10	45	16.5	5.5	19	10	14	11	18g
7.Y00433	SEAV-M510L90	M5	Ø10	90	16.5	5.5	19	10	14	11	27g
7.Y00258	SEAV-G1814L60	G1/8	Ø14	60	22	8.5	29	14	22	13.5	33g
7.Y00434	SEAV-G1814L120	G1/8	Ø14	120	22	8.5	29	14	22	13.5	50g
7.Y00435	SEAV-G1820L78	G1/8	Ø20	78	22	8.5	29	14	22	13.5	60g
7.Y00247	SEAV-G1820L153	G1/8	Ø20	153	22	8.5	29	14	22	13.5	100g
7.Y00436	SEAV-G1420L75	G1/4	Ø20	75	27	12	38	20	28	15	75g
7.Y00437	SEAV-G1420L150	G1/4	Ø20	150	27	12	38	20	28	15	115g

套筒螺母 Bush Nut

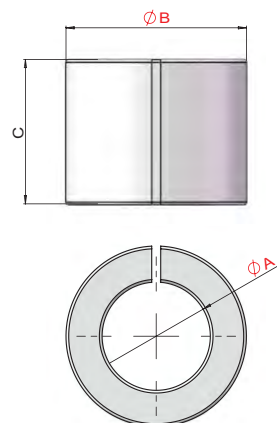


货号(PN)	型号(Model)	A	B	C	D	E	重量(Weight)
7.Y00271	SBNA-8M5	$\phi 8$	M5x0.8	$\phi 12$	8	10	1g
7.Y00272	SBNA-8M6	$\phi 8$	M6x1.0	$\phi 12$	8	10	1g
7.Y00273	SBNA-12M5	$\phi 12$	M5x0.8	$\phi 16$	16	18	5g
7.Y00274	SBNA-12M10	$\phi 12$	M10x1.0	$\phi 16$	16	18	3g
7.Y00276	SBNA-20M12	$\phi 20$	M12x1.0	$\phi 24$	16	18	11g
7.Y00277	SBNA-20M17	$\phi 20$	M17x1.0	$\phi 24$	16	18	5g



货号(PN)	型号(Model)	A	B	C	重量(Weight)
7.Y00275	SBNB-12PT18	PT1/8	$\phi 12$	16	2g
7.Y00278	SBNB-20PT18	PT1/8	$\phi 20$	25	17g

套筒 Bush



货号(PN)	型号(Model)	A	B	C	重量(Weight)
7.Y00280	SBND-1208	$\phi 8$	$\phi 12$	16	6g
7.Y00281	SBND-2012	$\phi 12$	$\phi 20$	16	9g
7.Y00282	SBND-2008	$\phi 8$	$\phi 20$	16	11g

型材 / SUS Tube

支架模组

快换

夹具组件

气动剪刀

真空组件

附件

型材 / SUS Tube

支架模组

快换

夹具组件

气动剪刀

真空组件

附件



机器人末端快换装置 Robot End Quick Change Device

产品优势/Product advantages

高精度

活塞调节机器人侧与夹具侧起到定位作用，提供了较高重复定位精度。百万次循环测试表明实际精度要远远高于推荐值。

高强度

大缸径设计的锁紧活塞具备强大的锁紧力，CRG机器人末端快速装置具有强大的抗力矩能力。锁紧时不会因为高速的移动产生晃动，避免了锁紧失效，保证了重复定位精度。

高性能

多锥面的设计锁紧机构，选用了长寿命密封组件，采用了高品质的弹性接触式探针，保证了信号模块的紧密接触。

High precision

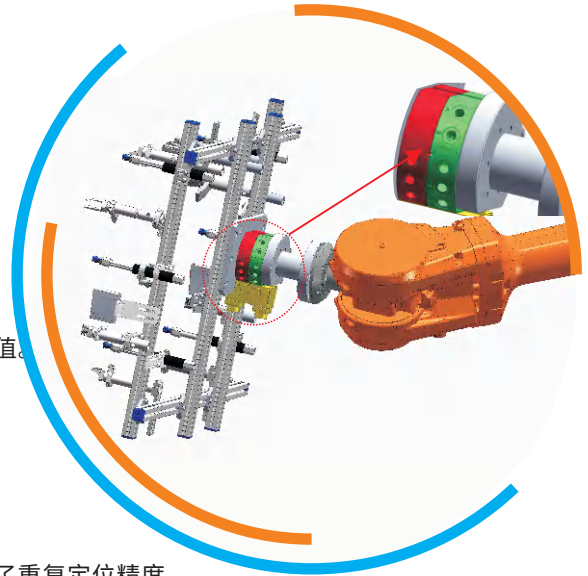
The piston adjusting gripper side play the role of positioning, which provides high repeat positioning accuracy. One million cycle tests show that the actual accuracy is much higher than the recommended value.

High strength

The locking piston with large cylinder diameter has strong locking force, CRG robot end fast device has strong anti torque ability. When locking, there will be no shaking due to high-speed movement, thus avoiding locking failure and ensuring repeated positioning accuracy.

High performance

The locking mechanism with multi conical surface design, long life sealing components and high quality elastic contact probe are adopted to ensure the close contact of signal module.



自动快换安装使用示例
Quick Changer Installation Example

自动快速转换模块 Quick Changer

型材 / SUS Tube

支架模组

快速转换


夹具模组

气动剪刀

真空组件

附件

型号(Model)	QCA05	QCA15	QCA25	QCA35	QCA50	QCA100	QCA200	QCA200-D1
建议负载 Recommended payload	3~5kg	10~15kg	25kg	25~35kg	35~50kg	70~100kg	150~300kg	150~300kg
机器人侧 Robot side	QCA-05R	QCA-15R	QCA-25R	QCA-35R	QCA-50R	QCA-100R	QCA-200R	QCA-200R-D1
夹具侧 Gripper side	QCA-05G	QCA-15G	QCA-25G	QCA-35G	QCA-50G	QCA-100G	QCA-200G	QCA-200G-D1
气路 Gas path	6-M5	6-M5	12-M5	8-G 1/8	9-G 1/8	7-G 3/8	12-G 3/8	8-G 3/8
锁紧力@80Psi (5.5Bar) Locking Force@80Psi (5.5Bar)	620N	1150N	2400N	2900N	4600N	12000N	16000N	16000N
产品重量 Product weight	0.37 kg	0.27 kg	0.35 kg	1.35 kg	1.68 kg	5.13 kg	9.00kg	9.00kg

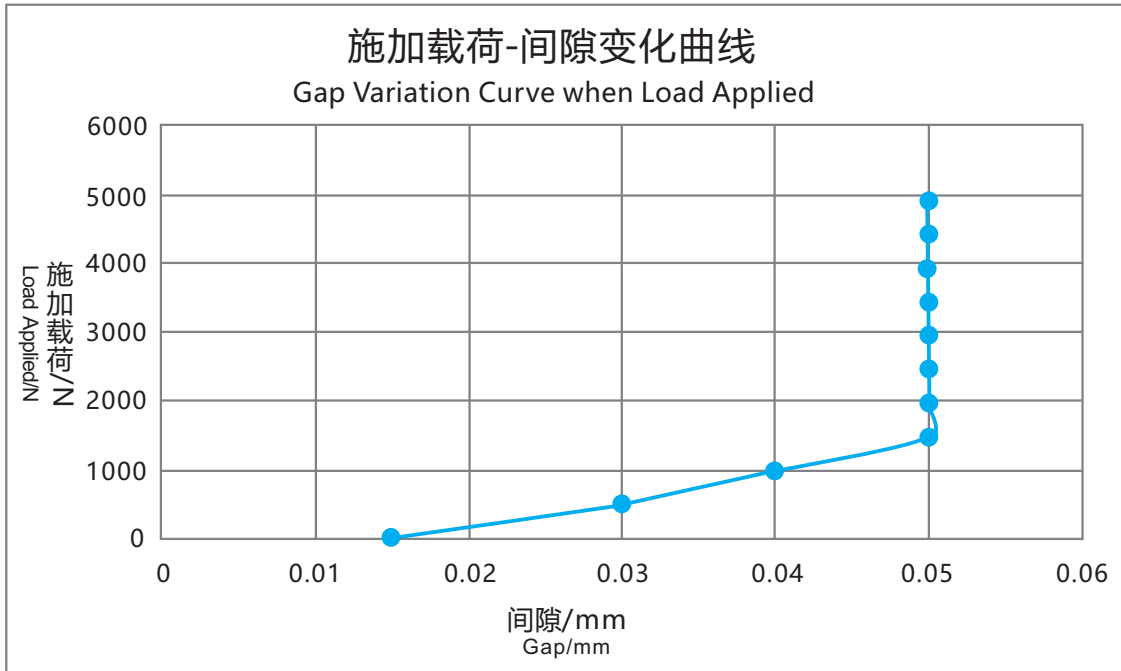


安全性能 (选配) / Safety capability (option)

三个安全性能开关，多重防护
Three safety capability switch, multiple protection

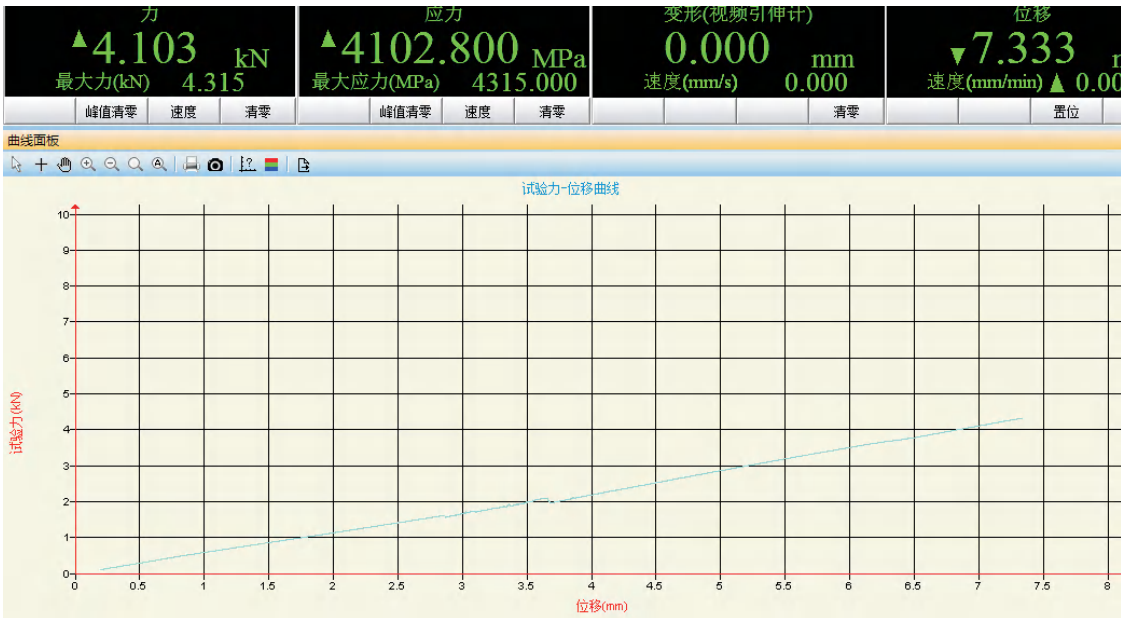


额定负载试验 Rated Load Test

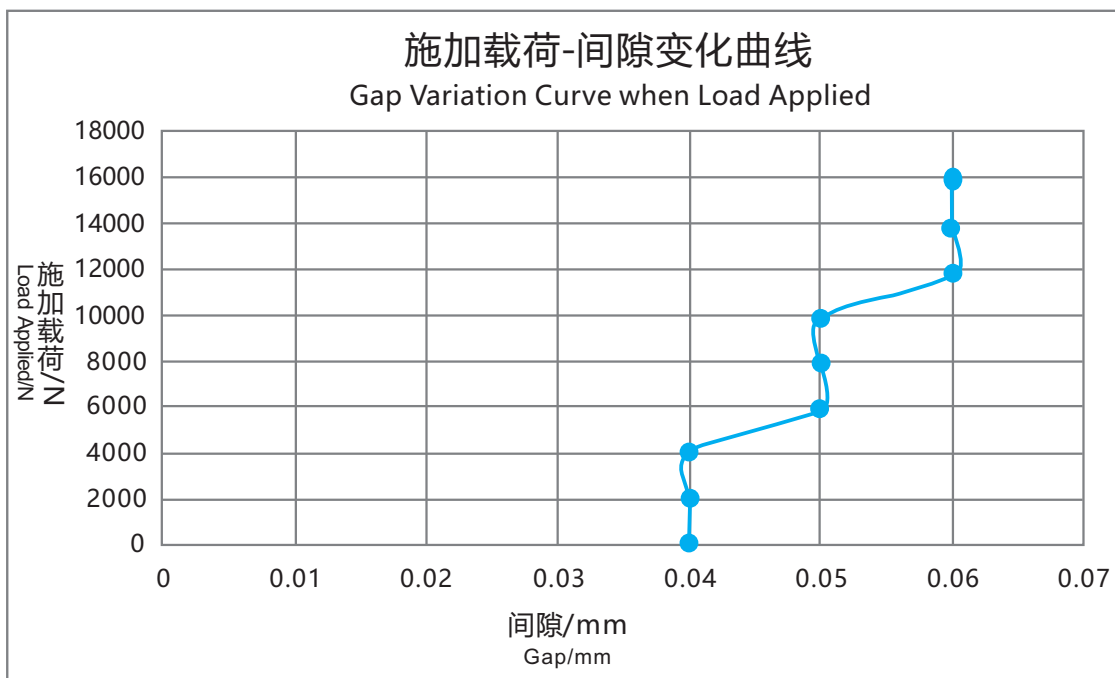


QCA-200自动快换
QCA-200 Quick Changer

X-Y静态承载力矩试验 X-Y Static Bearing Moment Test



最大负载试验 Maximum load test



QCA-200自动快换
QCA-200 Quick Changer

Z向静态承载力矩试验 Z Static Bearing Moment Test



型材 / SUS Tube

支架模组
Stents Module

快换
Quick Changer

夹具组件
Grip Module

气动剪刀
Air Nipper

真空组件
Vacuum Module

附件
Accessory Components

模块类型 Module Type

型材 SUS Tube

支架模组

快换

夹具组件

气动剪刀

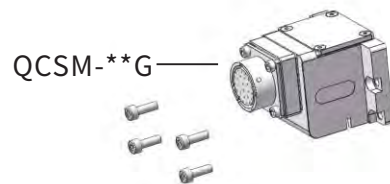
真空组件

附件



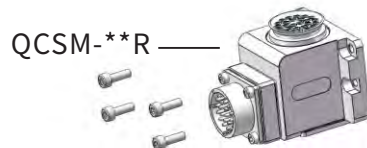
夹具侧模块安装方式

Module Mounting Mode on Gripper Side



机器人侧模块安装方式

Module Mounting Mode on Robot Side

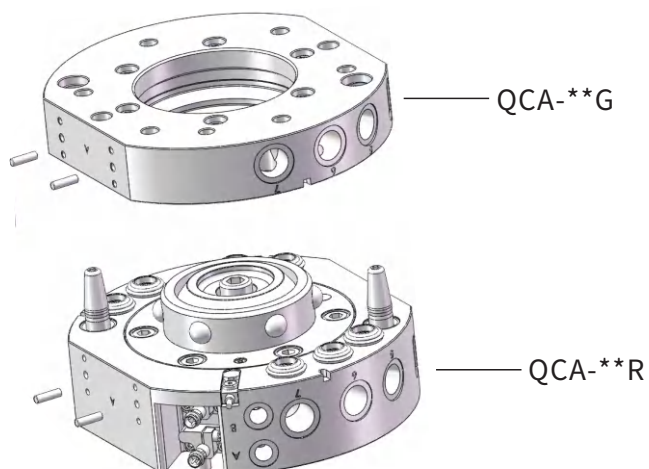


描述Description		15 pins		15 pins	
		机器人侧 Robot side	夹具侧 Gripper side	机器人侧 Robot side	夹具侧 Gripper side
信号模块 Signal module		QCSM-15R1	QCSM-15G1	QCSM-15R2	QCSM-15G2
信号接头或电缆 Signal connector or cable		接插件 (母头) Connector (female)	接插件 (公头) Connector (male)	接插件 (母头) Connector (female)	接插件 (公头) Connector (male)
		DB15R1-1000 ^①	DB15G1-1000 ^①	D-Sub15R2-1000 ^①	D-Sub15G2-1000 ^①
QCA-05	QCA-05R	✓			
	QCA-05G		✓		
QCA-15	QCA-15R	✓			
	QCA-15G		✓		
QCA-25	QCA-25R	✓			
	QCA-25G		✓		
QCA-35	QCA-35R			✓	
	QCA-35G				✓
QCA-50	QCA-50R			✓	
	QCA-50G				✓
QCA-100	QCA-100R			✓	
	QCA-100G				✓
QCA-200	QCA-200R			✓	
	QCA-200G				✓
QCA-200-D1	QCA-200R-D1			✓	
	QCA-200G-D1				✓
电气特性 Electrical characteristics	电压 Voltage	50V		50V	
	电流 Current	2.5A		2.5A	

① 连接线材长为1米 The cable's length is 1 meter

② 仅接头，不含线材 Joint only, no wire

模块类型 Module Type



型材
Profile / SUS Tube

支架模组
Stents Module

快换
Quick Changer

夹组件
Grip Module

气动剪刀
Air Nipper

真空组件
Vacuum Module

附件
Accessory Components

机器人侧 Robot side	夹具侧 Gripper side	机器人侧 Robot side	夹具侧 Gripper side	机器人侧 Robot side	夹具侧 Gripper side
QCSM-08R	QCSM-08G	QCSM-19R	QCSM-19G	QCSM-26R	QCSM-26G
接插件 (母头) Connector (female)	接插件 (公头) Connector (male)	接插件 (母头) Connector (female)	接插件 (公头) Connector (male)	接插件 (母头) Connector (female)	接插件 (公头) Connector (male)
3108A22-23S ^②	3108A22-23P ^②	MS3116F14-19S ^②	MS3116F14-19P ^②	MS3116F16-26S ^②	MS3116F16-26P ^②
		CMB08E-14-19S(072)SR-B ^②	CMB08E-14-19P(072)SR-B ^②	CMB08E-16-26S(072)SR-B ^②	CMB08E-16-26P(072)SR-B ^②
✓		✓		✓	
	✓		✓		✓
✓		✓		✓	
	✓		✓		✓
✓		✓		✓	
	✓		✓		✓
✓		✓		✓	
	✓		✓		✓
✓		✓		✓	
	✓		✓		✓
	✓		✓		✓
380V		220V		220V	
30A		3A		3A	

自动快速转换模块 Quick Changer

QCA-05

型材 · SUS Tube

支架模组

快速转换

夹具组件

气动剪刀

真空组件

附件



机器人侧
Robot side



夹具侧
Gripper side



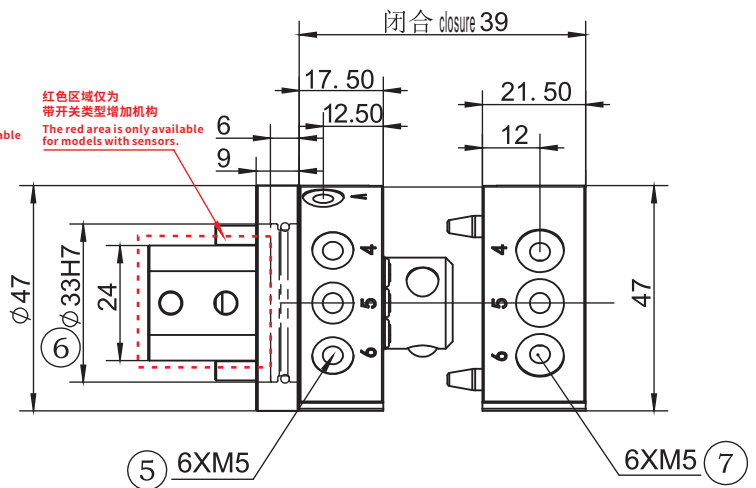
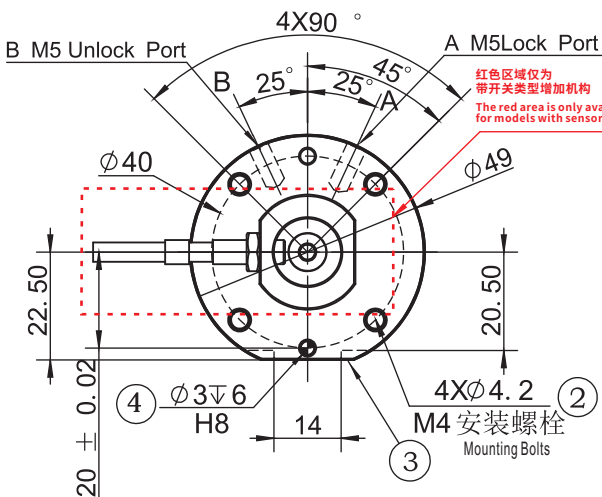
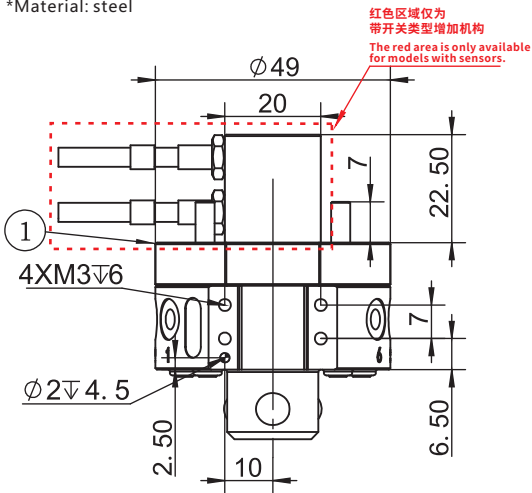
机器人侧带开关
Robot side strap switch

货号(PN)	8.Y00355
型号(Model)	QCA-05R

*材质:钢性材料
*Material: steel

货号(PN)	8.Y00356
型号(Model)	QCA-05G

货号(PN)	8.Y00355-SP	8.Y00355-SN
型号(Model)	QCA-05R-SP	QCA-05R-SN
信号检测类别 Signal Detection Category	PNP	NPN



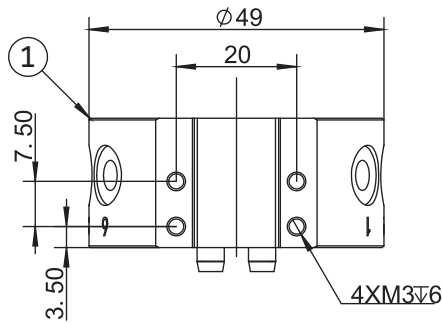
机器人侧 Robot side

- A. 空气接口锁紧 The air connection locked
- B. 空气接口松开 Air connection released
- 1. 机器人侧连接 Robot side connection
- 2. 螺纹连接用通孔 Threaded through-holes
- 3. 选配件安装面 Optional mounting surface

- 4. 连接用定位销 Positioning pin
- 5. 直通型气孔 Straight through air hole
- 6. 中心定位用 Central positioning
- 7. 防护底座 Protective base
- 8. 直通型气孔 Straight through air hole

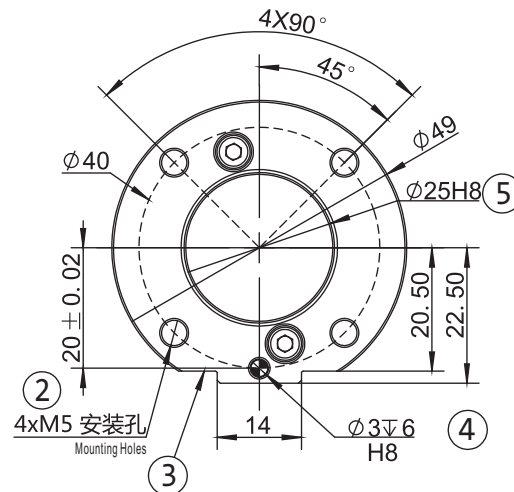
产品参数/Parameter

- | | |
|----------------------------------|--|
| 1.建议额定载荷: 3~5 kg | 1.Recommended rated load: 3~5kg |
| 2.锁紧力@80Psi (5.5Bar) 620N | 2.Locking force@80Psi (5.5Bar) 620 N |
| 3.静态承载力矩 (X&Y): 23.4Nm | 3.Static Load torque (X&Y): 23.4 Nm |
| 4.静态承载力矩 (Z): 31.5 Nm | 4.Static Load torque (Z): 31.5 Nm |
| 5.位置重复精度 (X,Y&Z): ± 0.015 mm | 5.Repeatability accuracy (X,Y&Z): ± 0.015 mm |
| 6.重量-锁紧后: 0.37 kg | 6.Weight after locked: 0.37 kg |
| 7.机器人侧重量: 0.29 kg | 7.Robot side' s weight: 0.29kg |
| 8.夹具侧重量: 0.08 kg | 8.Gripper side' s weight: 0.08 kg |
| 9.最大允许角偏移 $\pm 1^\circ$ | 9.Maximum allowable angle deviation: $\pm 1^\circ$ |
| 10.直通型气孔尺寸 (数量) : (6) M5 | 10.Size of straight air hole (quantity) : (6) M5 |



夹具侧
Gripper side

- 1.夹具侧连接用 Gripper side connection
- 2.螺纹连接用孔 Threaded holes
- 3.选配件安装面 Optional mounting surface



- 2.螺纹连接用孔 Threaded holes
- 3.选配件安装面 Optional mounting surface
- 4.连接用定位销 Positioning pin
- 5.中心定位 Central positioning

模块类型/Module Type

产品名称 Product name	型号 Model	货号 PN	工作电压 Working Voltage	工作电流 Working Current	接插件 Connector	接插件货号 Connector PN
机器人侧信号模块 Robot side signal module	QCSM-15R1	7.Y00965	50V	2.5A	DB15R1-1000 ^①	1.Y10163
夹具侧信号模块 Gripper side signal module	QCSM-15G1	7.Y00966	50V	2.5A	DB15G1-1000 ^①	1.Y10437

① 连接线线材长为1米 The cable's length is 1 meter

自动快速转换模块 Quick Changer

QCA-15

型材
SUS Tube

支架
Module

快换
Quick Changer

夹具
Grip Module

气动
Air Nipper

真空
Vacuum Module

附件
Accessory Components



机器人侧
Robot side



夹具侧
Gripper side

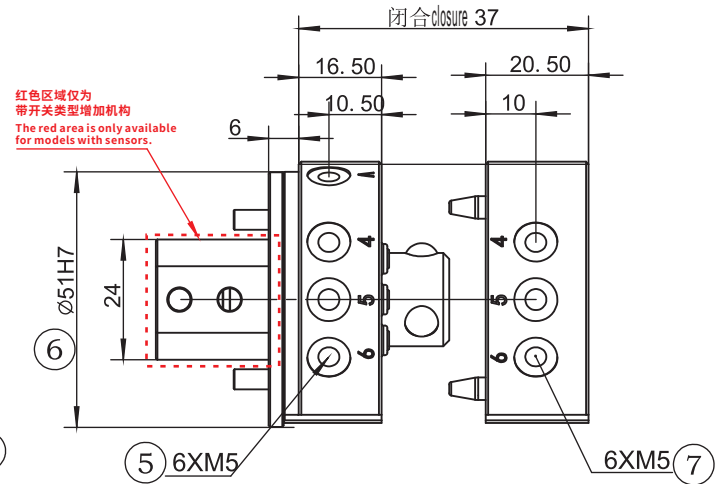
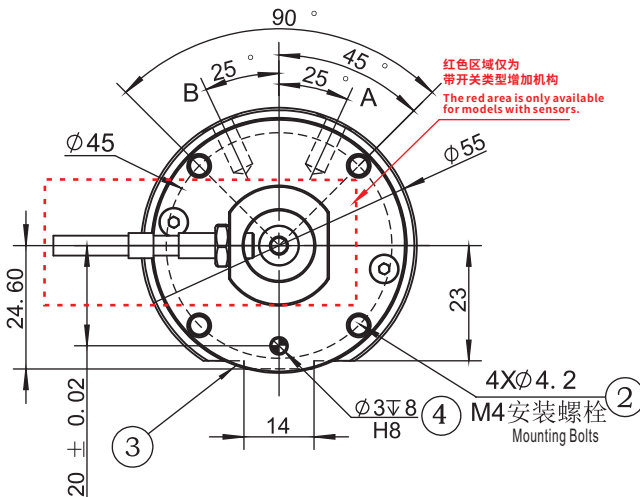
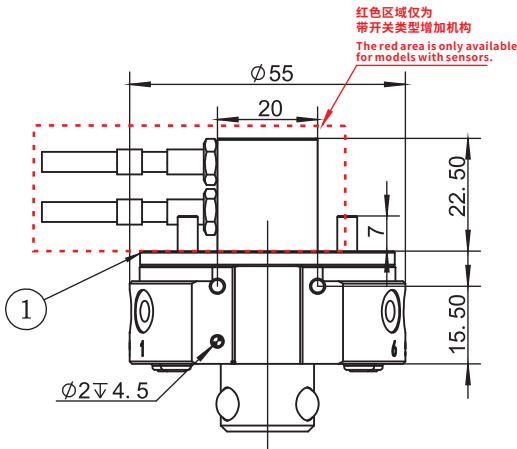


机器人侧带开关
Robot side strap switch

货号(PN)	8.Y00353
型号(Model)	QCA-15R

货号(PN)	8.Y00354
型号(Model)	QCA-15G

货号(PN)	8.Y00353-SP	8.Y00353-SN
型号(Model)	QCA-15R-SP	QCA-15R-SN
信号检测类别 Signal Detection Category	PNP	NPN



机器人侧 Robot side

A. 空气接口锁紧 The air connection locked

B. 空气接口松开 Air connection released

1. 机器人侧连接 Robot side connection

2. 螺纹连接用通孔 Threaded through-holes

3. 选配件安装面 Optional mounting surface

4. 连接用定位销 Positioning pin

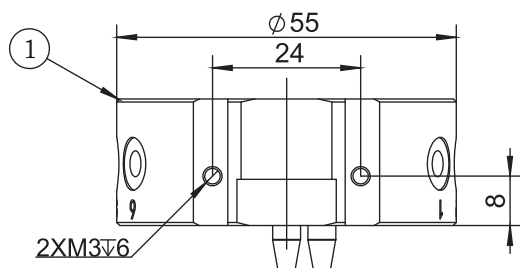
5. 直通型气孔 Straight through air hole

6. 中心定位用 Central positioning

7. 直通型气孔 Straight through air hole

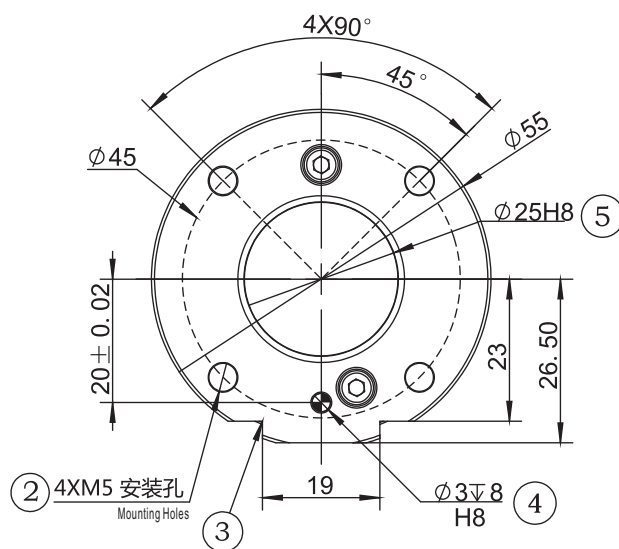
产品参数/Parameter

- | | |
|-----------------------------|--|
| 1.建议额定载荷: 10~15 kg | 1.Recommended rated load: 10~15kg |
| 2.锁紧力@80Psi (5.5Bar) 1150N | 2.Locking force@80Psi (5.5Bar) 1150 N |
| 3.静态承载力矩 (X&Y): 26.5Nm | 3.Static Load torque (X&Y): 26.5 Nm |
| 4.静态承载力矩 (Z): 35.3 Nm | 4.Static Load torque (Z): 35.3 Nm |
| 5.位置重复精度 (X,Y&Z): ±0.015 mm | 5.Repeatability accuracy (X,Y&Z): ±0.015 mm |
| 6.重量-锁紧后: 0.27 kg | 6.Weight after locked: 0.27 kg |
| 7.机器人侧重量: 0.17 kg | 7.Robot side's weight: 0.17 kg |
| 8.夹具侧重量: 0.1 kg | 8.Gripper side's weight: 0.1 kg |
| 9.最大允许角偏移±1° | 9.Maximum allowable angle deviation: ±1° |
| 10.直通型气孔尺寸 (数量) : (6) M5 | 10.Size of straight air hole (quantity) : (6) M5 |



夹具侧
Gripper side

1. 夹具侧连接用 Gripper side connection
2. 螺纹连接用孔 Threaded holes
3. 选配件安装面 Optional mounting surface



4. 连接用定位销 Positioning pin
5. 中心定位用 Central positioning

模块类型/Module Type

产品名称 Product name	型号 Model	货号 PN	工作电压 Working Voltage	工作电流 Working Current	接插件 Connector	接插件货号 Connector PN
机器人侧信号模块 Robot side signal module	QCSM-15R1	7.Y00965	50V	2.5A	DB15R1-1000 ^①	1.Y10163
夹具侧信号模块 Gripper side signal module	QCSM-15G1	7.Y00966	50V	2.5A	DB15G1-1000 ^①	1.Y10437

① 连接线线材长为1米 The cable's length is 1 meter

型材
钢管

支架
模组

快
换

夹
具
组
件

气
动
剪
刀

真
空
组
件

附
件
Accessories
Components

自动快速转换模块 Quick Changer

型材 SUS Tube

支架模组

快速转换

夹具组件

气动剪刀

真空组件

附件

QCA-25

NEW



机器人侧
Robot side



夹具侧
Gripper side

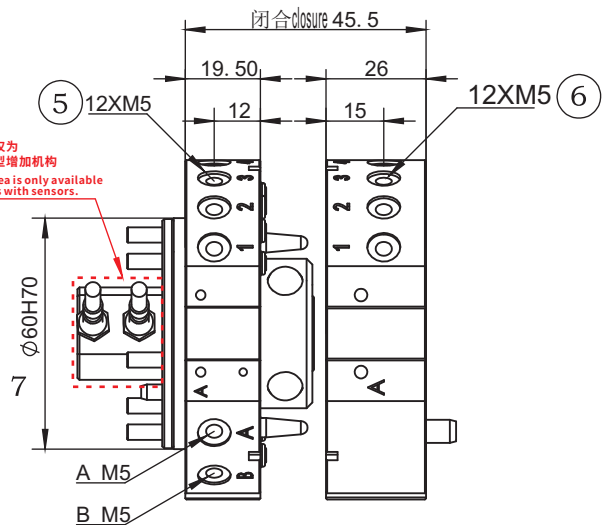
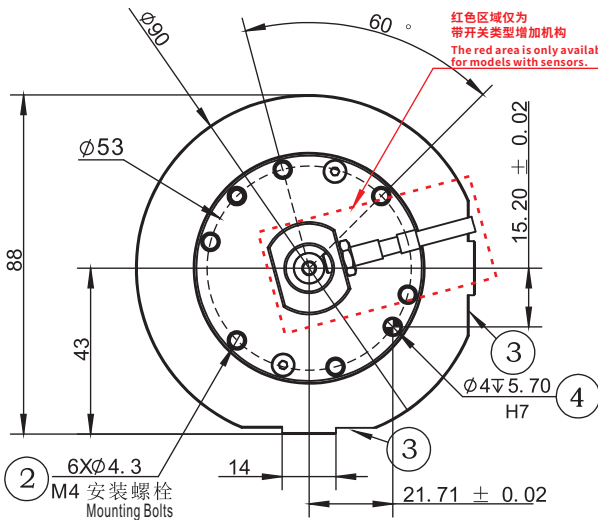
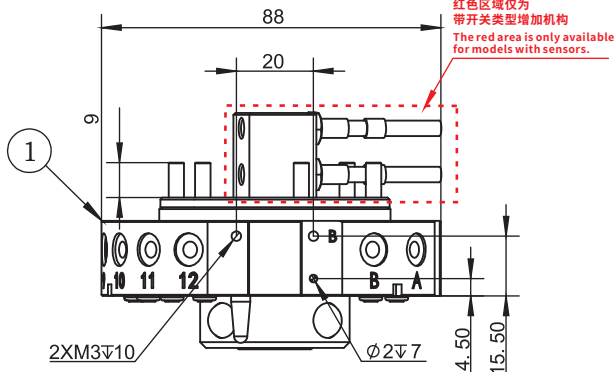


机器人侧带开关
Robot side strap switch

货号(PN)	8.Y00460
型号(Model)	QCA-25R

货号(PN)	8.Y00461
型号(Model)	QCA-25G

货号(PN)	8.Y00460-SP	8.Y00460-SN
型号(Model)	QCA-25R-SP	QCA-25R-SN
信号检测类别 Signal Detection Category	PNP	NPN



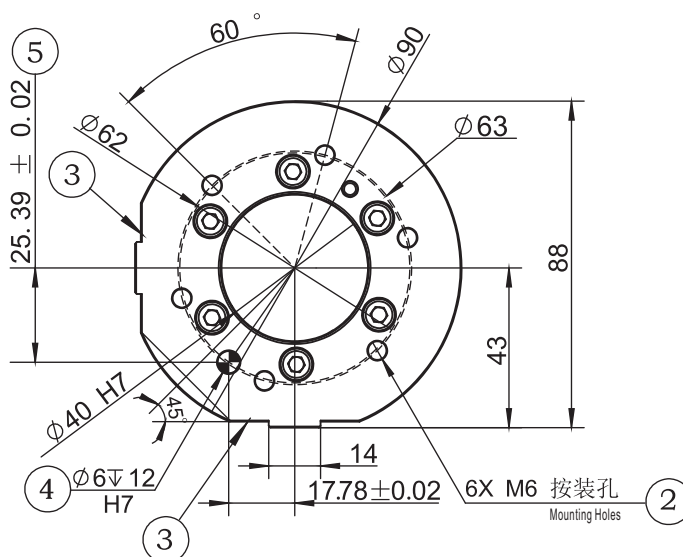
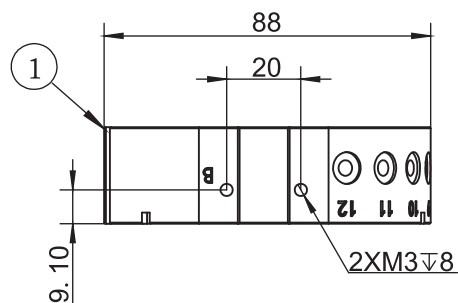
机器人侧 Robot side

- A. 空气接口锁紧 The air connection locked
- B. 空气接口松开 Air connection released
- 1. 机器人侧连接 Robot side connection
- 2. 螺纹连接用通孔 Threaded through-holes
- 3. 选配件安装面 Optional mounting surface

- 4. 连接用定位销 Positioning pin
- 5. 直通型气孔 Straight through air hole
- 6. 直通型气孔 Straight through air hole
- 7. 中心定位用 Central positioning

产品参数/Parameter

- | | |
|-----------------------------------|---|
| 1. 建议额定载荷: 25 kg | 1. Recommended rated load: 25kg |
| 2. 锁紧力@80Psi (5.5Bar) 2400N | 2. Locking force@80Psi (5.5Bar) 2400 N |
| 3. 静态承载力矩 (X&Y): 59Nm | 3. Static Load torque (X&Y): 59 Nm |
| 4. 静态承载力矩 (Z): 80 Nm | 4. Static Load torque (Z): 80 Nm |
| 5. 位置重复精度 (X,Y&Z): ± 0.015 mm | 5. Repeatability accuracy (X,Y&Z): ± 0.015 mm |
| 6. 重量-锁紧后: 0.35 kg | 6. Weight after locked: 0.35kg |
| 7. 机器人侧重量: 0.24 kg | 7. Robot side's weight: 0.24 kg |
| 8. 夹具侧重量: 0.11kg | 8. Gripper side's weight: 0.11 kg |
| 9. 最大允许角偏移 $\pm 1^\circ$ | 9. Maximum allowable angle deviation: $\pm 1^\circ$ |
| 10. 直通型气孔尺寸 (数量): (12) M5 | 10. Size of straight air hole (quantity): (12) M5 |



夹具侧 Gripper side

- | | |
|-------------------------------------|------------------------------|
| 1. 夹具侧连接用 Gripper side connection | 4. 连接用定位销 Positioning pin |
| 2. 螺纹连接用孔 Threaded holes | 5. 中心定位用 Central positioning |
| 3. 选配件安装面 Optional mounting surface | |

模块类型/Module Type

产品名称 Product name	型号 Model	货号 PN	工作电压 Working Voltage	工作电流 Working Current	接插件 Connector	接插件货号 Connector PN
机器人侧信号模块 Robot side signal module	QCSM-15R1	7.Y00965	50V	2.5A	DB15R1-1000 ^①	1.Y10163
夹具侧信号模块 Gripper side signal module	QCSM-15G1	7.Y00966	50V	2.5A	DB15G1-1000 ^①	1.Y10437

① 连接线缆材长为1米 The cable's length is 1 meter

型材
SUS Tube

支架
Module

快速
Changer

夹具
Module

气动
Nipper

真空
Module

附件
Components

自动快速转换模块 Quick Changer

QCA-35

型材 · SUS Tube

支架模组

快换

夹具组件

气动剪刀

真空组件

附件



机器人侧
Robot side



夹具侧
Gripper side

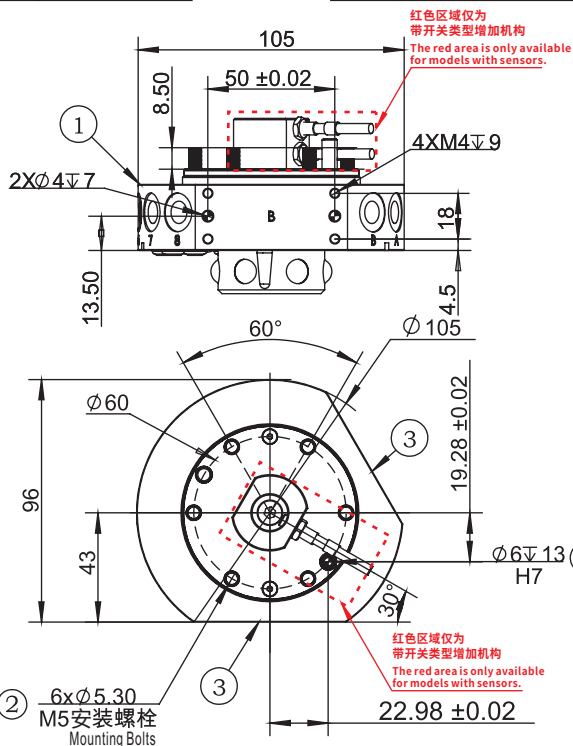


机器人侧带开关
Robot side strap switch

货号(PN)	8.Y00351
型号(Model)	QCA-35R

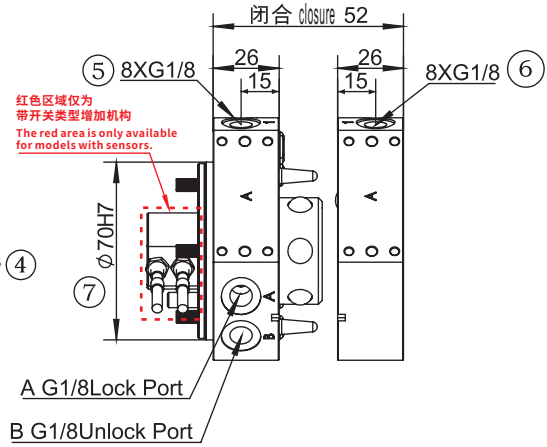
货号(PN)	8.Y00352
型号(Model)	QCA-35G

货号(PN)	8.Y00351-SP	8.Y00351-SN
型号(Model)	QCA-35R-SP	QCA-35R-SN
信号检测类别 Signal Detection Category	PNP	NPN

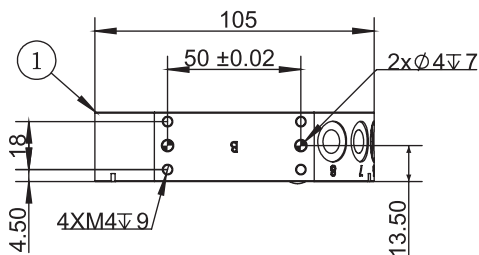


机器人侧
Robot side

- A. 空气接口锁紧 The air connection locked
- B. 空气接口松开 Air connection released
- 1. 机器人侧连接 Robot side connection
- 2. 螺纹连接用通孔 Threaded through-holes
- 3. 选配件安装面 Optional mounting surface

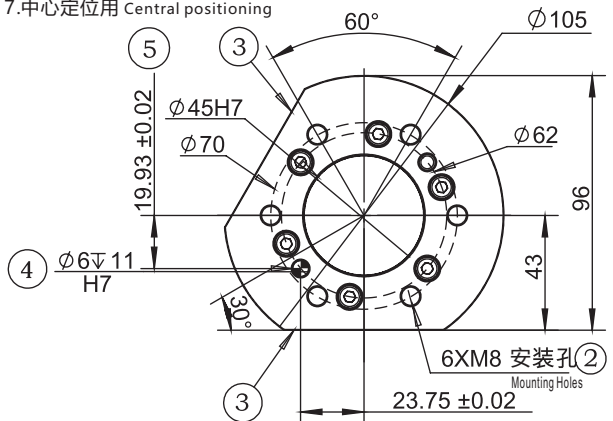


- 4. 连接用定位销 Positioning pin
- 5. 直通型气孔 Straight through air hole
- 6. 直通型气孔 Straight through air hole
- 7. 中心定位用 Central positioning



夹具侧
Gripper side

- 1. 夹具侧连接用 Gripper side connection
- 2. 螺纹连接用孔 Threaded holes
- 3. 选配件安装面 Optional mounting surface



- 4. 连接用定位销 Positioning pin
- 5. 中心定位用 Central positioning

自动快速转换模块 Quick Changer

产品参数/Parameter

- | | |
|-----------------------------|---|
| 1.建议额定载荷: 25~35 kg | 1.Recommended rated load: 25~35kg |
| 2.锁紧力@80Psi (5.5Bar) 2900N | 2.Locking force@80Psi (5.5Bar) 2900 N |
| 3.静态承载力矩 (X&Y): 88.5Nm | 3.Static Load torque (X&Y): 88.5 Nm |
| 4.静态承载力矩 (Z): 105 Nm | 4.Static Load torque (Z): 105 Nm |
| 5.位置重复精度 (X,Y&Z): ±0.015 mm | 5.Repeatability accuracy (X,Y&Z) ±0.015 mm |
| 6.重量-锁紧后: 1.35 kg | 6.Weight after locked: 1.35 kg |
| 7.机器人侧重量: 0.85 kg | 7.Robot side' s weight: 0.85 kg |
| 8.夹具侧重量: 0.5 kg | 8.Gripper side' s weight: 0.5 kg |
| 9.最大允许角偏移±1° | 9.Maximum allowable angle deviation: ±1° |
| 10.直通型气孔尺寸 (数量): (8) G1/8 | 10.Size of straight air hole (quantity): (8) G1/8 |

模块类型/Module Type

产品名称 Product name	型号 Model	货号 PN	工作电压 Working Voltage	工作电流 Working Current	接插件 Connector	接插件货号 Connector PN
机器人侧信号模块 Robot side signal module	QCSM-15R2	7.Y00468	50V	2.5A	D-Sub15R2-1000 ^①	1.Y10080
夹具侧信号模块 Gripper side signal module	QCSM-15G2	7.Y00469	50V	2.5A	D-Sub15G2-1000 ^①	1.Y10081
机器人侧信号模块 Robot side signal module	QCSM-08R	7.Y00477	380V	30A	3108A22-23S ^②	1.Y10710
夹具侧信号模块 Gripper side signal module	QCSM-08G	7.Y00478	380V	30A	3108A22-23P ^②	1.Y10711
机器人侧信号模块 Robot side signal module	QCSM-19R	7.Y00954	220V	3A	MS3116F14-19S ^②	1.Y11420
					CMB08E-14-19S(072)SR-B ^②	1.Y11863
夹具侧信号模块 Gripper side signal module	QCSM-19G	7.Y00955	220V	3A	MS3116F14-19P ^②	1.Y11419
					CMB08E-14-19P(072)SR-B ^②	1.Y11864
机器人侧信号模块 Robot side signal module	QCSM-26R	7.Y00464	220V	3A	MS3116F16-26S ^②	1.Y11867
					CMB08E-16-26S(072)SR-B ^②	1.Y11865
夹具侧信号模块 Gripper side signal module	QCSM-26G	7.Y00465	220V	3A	MS3116F16-26P ^②	1.Y11369
					CMB08E-16-26P(072)SR-B ^②	1.Y11866

① 连接线材长为1米 The cable's length is 1 meter

② 仅接头, 不含线材 Joint only, no wire

高频模块类型/High Frequency Module Type

产品名称 Product name	型号 Model	货号 PN	工作电压 Working Voltage	工作电流 Working Current
机器人侧信号模块 Robot side signal module	QCHFM-E14-C1R	7.Y02003	1.4KV	5A
夹具侧信号模块 Gripper side signal module	QCHFM-E14-C1G	7.Y02004	1.4KV	5A

气路扩展模块/Pneumatic Extension Module

产品名称 Product name	型号 Model	货号 PN	气路 Gas path	螺纹孔 Threaded hole
机器人侧气路扩展模块 Robot side Pneumatic Extension Module	QCAM-06G18R	7.Y01015	6	G1/8
夹具侧气路扩展模块 Gripper side Pneumatic Extension Module	QCAM-06G18G	7.Y01016	6	G1/8
机器人侧气路扩展模块 Robot side Pneumatic Extension Module	QCAM-06G18R-E	7.Y01018	6	G1/8
夹具侧气路扩展模块 Gripper side Pneumatic Extension Module	QCAM-06G18G-E	7.Y01019	6	G1/8

产品名称 Product name	型号 Model	货号 PN	气路 Gas path	螺纹孔 Threaded hole
机器人侧气路扩展模块 Robot side Pneumatic Extension Module	QCAM-10M5R	7.Y01053	10	M5
夹具侧气路扩展模块 Gripper side Pneumatic Extension Module	QCAM-10M5G	7.Y01054	10	M5
机器人侧自封气路扩展模块 Robot side self-proclaimed Pneumatic Extension Module	QCAM-06G18R-F	7.Y02005	6	G1/8
夹具侧自封气路扩展模块 Gripper side self-proclaimed Pneumatic Extension Module	QCAM-06G18G-F	7.Y02006	6	G1/8

自密封流体空气模块/Self-Sealing Fluid Air Module

产品名称 Product name	型号 Model	货号 PN
机器人侧信号模块 Robot side signal module	QCWM-02R	7.Y02013
夹具侧信号模块 Gripper side signal module	QCWM-02G	7.Y02012

型材 / SUS Tube

支架模组
Stents Module

快速
Quick Changer

夹具组件
Grip Module

气动剪刀
Air Nipper

真空组件
Vacuum Module

附件
Accessory Components

自动快速转换模块 Quick Changer

QCA-50

型材 · SUS Tube

支架模组

快速转换

夹具组件

气动剪刀

真空组件

附件



机器人侧
Robot side



夹具侧
Gripper side

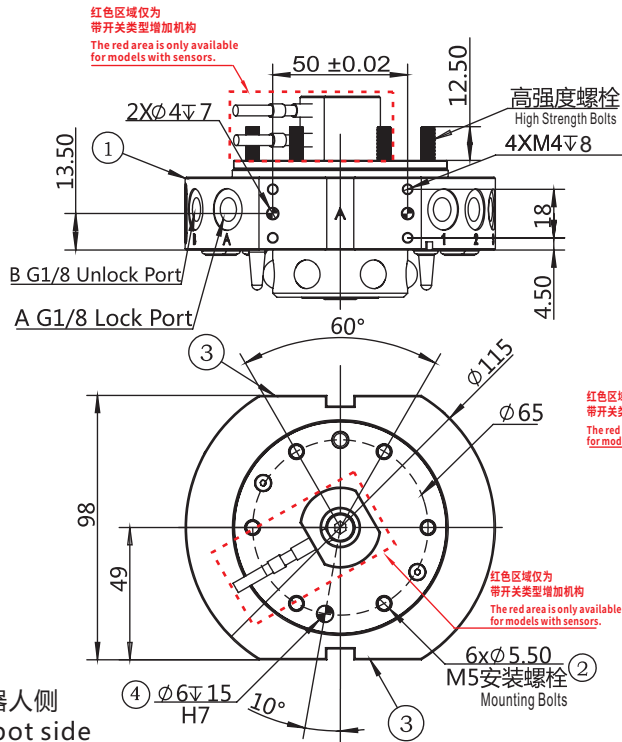


机器人侧带开关
Robot side strap switch

货号(PN)	8.Y00349
型号(Model)	QCA-50R

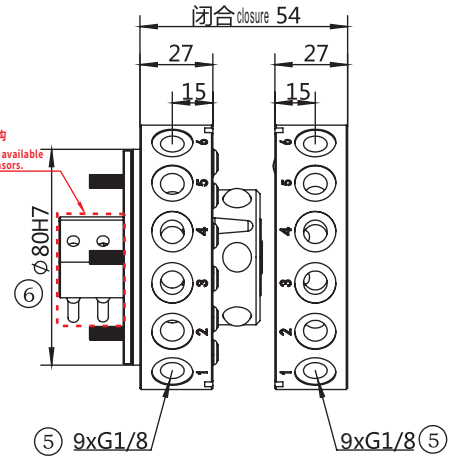
货号(PN)	8.Y00350
型号(Model)	QCA-50G

货号(PN)	8.Y00349-SP	8.Y00349-SN
型号(Model)	QCA-50R-SP	QCA-50R-SN
信号检测类别 Signal Detection Category	PNP	NPN

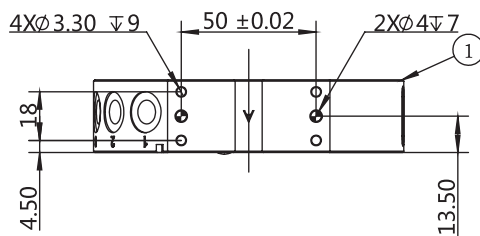


机器人侧
Robot side

- A. 空气接口锁紧 The air connection locked
- B. 空气接口松开 Air connection released
- 1. 机器人侧连接 Robot side connection
- 2. 螺纹连接用通孔 Threaded through-holes

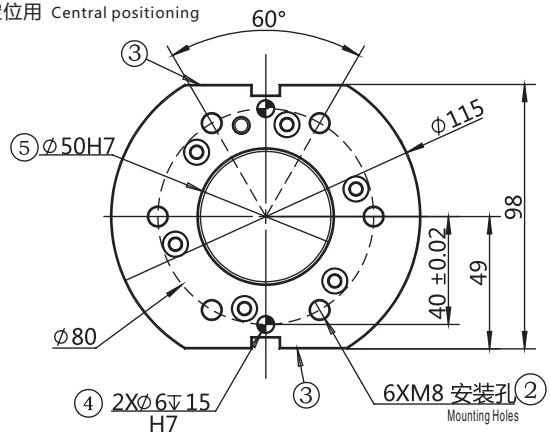


- 3. 选配件安装面 Optional mounting surface
- 4. 连接用定位销 Positioning pin
- 5. 直通型气孔 Straight through air hole
- 6. 中心定位用 Central positioning



夹具侧
Gripper side

- 1. 夹具侧连接用 Gripper side connection
- 2. 螺纹连接用孔 Threaded holes
- 3. 选配件安装面 Optional mounting surface



- 4. 连接用定位销 Positioning pin
- 5. 中心定位用 Central positioning

自动快速转换模块 Quick Changer

产品参数/Parameter

- | | |
|------------------------------|---|
| 1. 建议额定载荷: 35~50 kg | 1. Recommended rated load: 35~50kg |
| 2. 锁紧力@80Psi (5.5Bar) 4600N | 2. Locking force@80Psi (5.5Bar) 4600 N |
| 3. 静态承载力矩 (X&Y): 165Nm | 3. Static Load torque (X&Y): 165 Nm |
| 4. 静态承载力矩 (Z): 226 Nm | 4. Static Load torque (Z): 226 Nm |
| 5. 位置重复精度 (X,Y&Z): ±0.015 mm | 5. Repeatability accuracy (X,Y&Z): ±0.015 mm |
| 6. 重量-锁紧后: 1.68 kg | 6. Weight after locked: 1.68 kg |
| 7. 机器人侧重量: 1.08 kg | 7. Robot side's weight: 1.08 kg |
| 8. 夹具侧重量: 0.6 kg | 8. Gripper side's weight: 0.6 kg |
| 9. 最大允许角偏移±1° | 9. Maximum allowable angle deviation: ±1° |
| 10. 直通型气孔尺寸 (数量): (9) 1/8 | 10. Size of straight air hole (quantity): (9) 1/8 |

模块类型/Module Type

产品名称 Product name	型号 Model	货号 PN	工作电压 Working Voltage	工作电流 Working Current	接插件 Connector	接插件货号 Connector PN
机器人侧信号模块 Robot side signal module	QCSM-15R2	7.Y00468	50V	2.5A	D-Sub15R2-1000 ^①	1.Y10080
夹具侧信号模块 Gripper side signal module	QCSM-15G2	7.Y00469	50V	2.5A	D-Sub15G2-1000 ^①	1.Y10081
机器人侧信号模块 Robot side signal module	QCSM-08R	7.Y00477	380V	30A	3108A22-23S ^②	1.Y10710
夹具侧信号模块 Gripper side signal module	QCSM-08G	7.Y00478	380V	30A	3108A22-23P ^②	1.Y10711
机器人侧信号模块 Robot side signal module	QCSM-19R	7.Y00954	220V	3A	MS3116F14-19S ^② CMB08E-14-19S(072)SR-B ^②	1.Y11420 1.Y11863
夹具侧信号模块 Gripper side signal module	QCSM-19G	7.Y00955	220V	3A	MS3116F14-19P ^② CMB08E-14-19P(072)SR-B ^②	1.Y11419 1.Y11864
机器人侧信号模块 Robot side signal module	QCSM-26R	7.Y00464	220V	3A	MS3116F16-26S ^② CMB08E-16-26S(072)SR-B ^②	1.Y11867 1.Y11865
夹具侧信号模块 Gripper side signal module	QCSM-26G	7.Y00465	220V	3A	MS3116F16-26P ^② CMB08E-16-26P(072)SR-B ^②	1.Y11369 1.Y11866

① 连接线线材长为1米 The cable's length is 1 meter

② 仅接头, 不含线材 Joint only, no wire

高频模块类型/High Frequency Module Type

产品名称 Product name	型号 Model	货号 PN	工作电压 Working Voltage	工作电流 Working Current
机器人侧信号模块 Robot side signal module	QCHFM-E14-C1R	7.Y02003	1.4KV	5A
夹具侧信号模块 Gripper side signal module	QCHFM-E14-C1G	7.Y02004	1.4KV	5A

气路扩展模块/Pneumatic Extension Module

产品名称 Product name	型号 Model	货号 PN	气路 Gas path	螺纹孔 Threaded hole
机器人侧气路扩展模块 Robot side Pneumatic Extension Module	QCAM-06G18R	7.Y01015	6	G1/8
夹具侧气路扩展模块 Gripper side Pneumatic Extension Module	QCAM-06G18G	7.Y01016	6	G1/8
机器人侧气路扩展模块 Robot side Pneumatic Extension Module	QCAM-06G18R-E	7.Y01018	6	G1/8
夹具侧气路扩展模块 Gripper side Pneumatic Extension Module	QCAM-06G18G-E	7.Y01019	6	G1/8

产品名称 Product name	型号 Model	货号 PN	气路 Gas path	螺纹孔 Threaded hole
机器人侧气路扩展模块 Robot side Pneumatic Extension Module	QCAM-10M5R	7.Y01053	10	M5
夹具侧气路扩展模块 Gripper side Pneumatic Extension Module	QCAM-10M5G	7.Y01054	10	M5
机器人侧自封气路扩展模块 Robot side self-proclaimed Pneumatic Extension Module	QCAM-06G18R-F	7.Y02005	6	G1/8
夹具侧自封气路扩展模块 Gripper side self-proclaimed Pneumatic Extension Module	QCAM-06G18G-F	7.Y02006	6	G1/8

自密封流体空气模块/Self-Sealing Fluid Air Module

产品名称 Product name	型号 Model	货号 PN
机器人侧信号模块 Robot side signal module	QCWM-02R	7.Y02013
夹具侧信号模块 Gripper side signal module	QCWM-02G	7.Y02012

型材
SUS Tube

支架
Module

快速
Changer

夹具
Module

气动
Nipper

真空
Module

附件
Components

自动快速转换模块 Quick Changer

QCA-100

型材
SUS Tube

支架
Module

快换
Quick Changer

夹具
Grip Module

气动
Air Nipper

真空
Vacuum Module

附件
Accessory Components



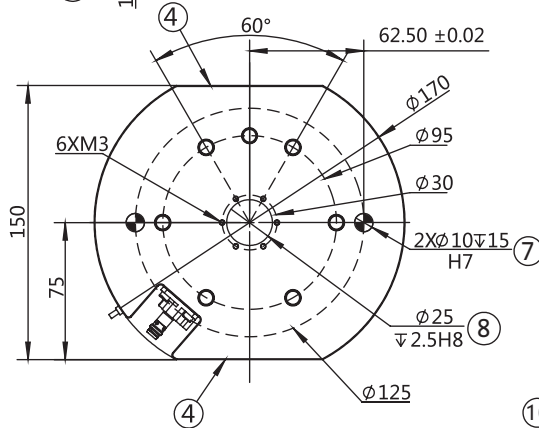
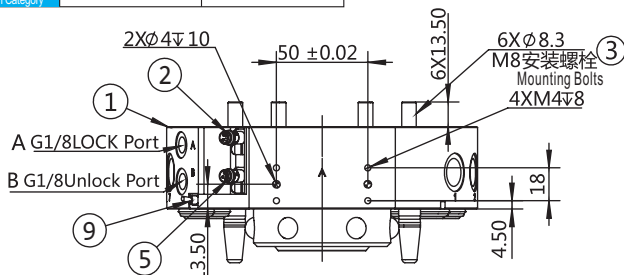
机器人侧
Robot side



夹具侧
Gripper side

货号(PN)	8.Y00362-SP	8.Y00362-SN
型号(Model)	QCA-100R-SP	QCA-100R-SN
信号检测类别 Signal Detection Category	PNP	NPN

货号(PN)	8.Y00363
型号(Model)	QCA-100G



机器人侧
Robot side

A.空气接口锁紧 The air connection locked

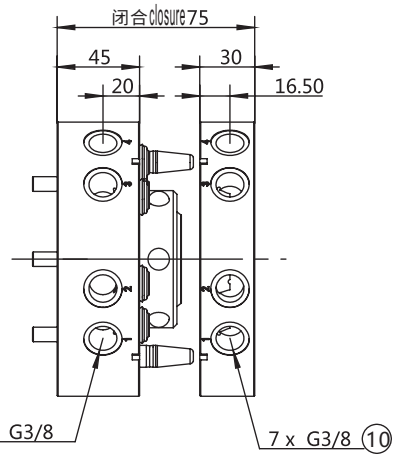
B.空气接口松开 Air connection released

1.机器人侧连接 Robot side connection

2.监控位置锁紧 Monitoring position locked

3.螺纹连接用通孔 Threaded through-holes

4.选配件安装面 Optional mounting surface



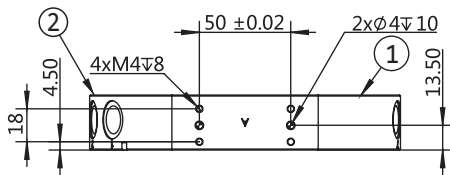
5.监控位置松开 Monitor position released

7.连接用定位销 Positioning pin

8.中心定位用 Central positioning

9.机器人侧确认接近开关 Proximity switch for robot side confirmation

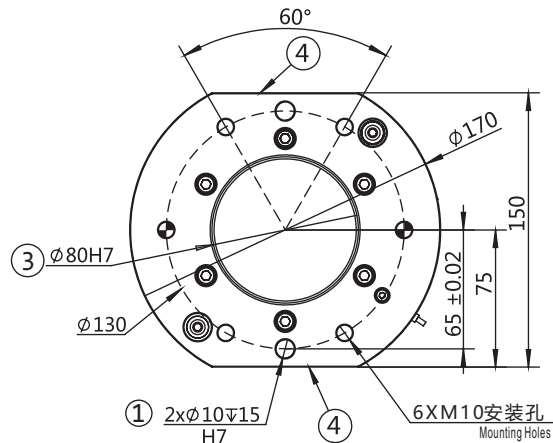
10.直通型气孔 Straight through air hole



夹具侧
Gripper side

1.连接用定位销 Positioning pin

2.夹具侧连接 Gripper side connection



3.中心定位用 Central positioning

4.选配件安装面 Optional mounting surface

自动快速转换模块 Quick Changer

产品参数/Parameter

- | | |
|-------------------------------|--|
| 1. 建议额定载荷：70~100 kg | 1. Recommended rated load: 70~100kg |
| 2. 锁紧力@80Psi (5.5Bar) 12000 N | 2. Locking force@80Psi (5.5Bar) 12000 N |
| 3. 静态承载力矩 (X&Y) : 538 Nm | 3. Static Load torque (X&Y): 538 Nm |
| 4. 静态承载力矩 (Z) : 720 Nm | 4. Static Load torque (Z): 720 Nm |
| 5. 位置重复精度 (X,Y&Z) : ±0.015 mm | 5. Repeatability accuracy (X,Y&Z): ±0.015 mm |
| 6. 重量-锁紧后: 5.13 kg | 6. Weight after locked: 5.13 kg |
| 7. 机器人侧重量: 3.57 kg | 7. Robot side's weight: 3.57 kg |
| 8. 夹具侧重量: 1.56 kg | 8. Gripper side's weight: 1.56 kg |
| 9. 最大允许角偏移: ±1° | 9. Maximum allowable angle deviation: ±1° |
| 10. 直通型气孔尺寸 (数量) : (7) G3/8 | 10. Size of straight air hole (quantity): (7) G3/8 |

模块类型/Module Type

产品名称 Product name	型号 Model	货号 PN	工作电压 Working Voltage	工作电流 Working Current	接插件 Connector	接插件货号 Connector PN
机器人侧信号模块 Robot side signal module	QCSM-15R2	7.Y00468	50V	2.5A	D-Sub15R2-1000 ^①	1.Y10080
夹具侧信号模块 Gripper side signal module	QCSM-15G2	7.Y00469	50V	2.5A	D-Sub15G2-1000 ^①	1.Y10081
机器人侧信号模块 Robot side signal module	QCSM-08R	7.Y00477	380V	30A	3108A22-23S ^②	1.Y10710
夹具侧信号模块 Gripper side signal module	QCSM-08G	7.Y00478	380V	30A	3108A22-23P ^②	1.Y10711
机器人侧信号模块 Robot side signal module	QCSM-19R	7.Y00954	220V	3A	MS3116F14-19S ^② CMB08E-14-19S(072)SR-B ^②	1.Y11420 1.Y11863
夹具侧信号模块 Gripper side signal module	QCSM-19G	7.Y00955	220V	3A	MS3116F14-19P ^② CMB08E-14-19P(072)SR-B ^②	1.Y11419 1.Y11864
机器人侧信号模块 Robot side signal module	QCSM-26R	7.Y00464	220V	3A	MS3116F16-26S ^② CMB08E-16-26S(072)SR-B ^②	1.Y11867 1.Y11865
夹具侧信号模块 Gripper side signal module	QCSM-26G	7.Y00465	220V	3A	MS3116F16-26P ^② CMB08E-16-26P(072)SR-B ^②	1.Y11369 1.Y11866

① 连接线材长为1米 The cable's length is 1 meter

② 仅接头，不含线材 Joint only, no wire

高频模块类型/High Frequency Module Type

产品名称 Product name	型号 Model	货号 PN	工作电压 Working Voltage	工作电流 Working Current
机器人侧信号模块 Robot side signal module	QCHFM-E14-C1R	7.Y02003	1.4KV	5A
夹具侧信号模块 Gripper side signal module	QCHFM-E14-C1G	7.Y02004	1.4KV	5A

气路扩展模块/Pneumatic Extension Module

产品名称 Product name	型号 Model	货号 PN	气路 Gas path	螺纹孔 Threaded hole
机器人侧气路扩展模块 Robot side Pneumatic Extension Module	QCAM-06G18R	7.Y01015	6	G1/8
夹具侧气路扩展模块 Gripper side Pneumatic Extension Module	QCAM-06G18G	7.Y01016	6	G1/8
机器人侧气路扩展模块 Robot side Pneumatic Extension Module	QCAM-06G18R-E	7.Y01018	6	G1/8
夹具侧气路扩展模块 Gripper side Pneumatic Extension Module	QCAM-06G18G-E	7.Y01019	6	G1/8
机器人侧自封气路扩展模块 Robot side self-proclaimed Pneumatic Extension Module	QCAM-06G18R-F	7.Y02005	6	G1/8
夹具侧自封气路扩展模块 Gripper side self-proclaimed Pneumatic Extension Module	QCAM-06G18G-F	7.Y02006	6	G1/8

产品名称 Product name	型号 Model	货号 PN	气路 Gas path	螺纹孔 Threaded hole
机器人侧气路扩展模块 Robot side Pneumatic Extension Module	QCAM-10M5R	7.Y01053	10	M5
夹具侧气路扩展模块 Gripper side Pneumatic Extension Module	QCAM-10M5G	7.Y01054	10	M5
机器人侧气路扩展模块 Robot side Pneumatic Extension Module	QCAM-14M5R	7.Y01055	14	M5
夹具侧气路扩展模块 Gripper side Pneumatic Extension Module	QCAM-14M5G	7.Y01056	14	M5

自密封流体空气模块/Self-Sealing Fluid Air Module

产品名称 Product name	型号 Model	货号 PN
机器人侧信号模块 Robot side signal module	QCWM-02R	7.Y02013
夹具侧信号模块 Gripper side signal module	QCWM-02G	7.Y02012

型材
SUS Tube

支架
Module

快速
Changer

夹具
Module

气动
Nipper

真空
Module

附件
Components

自动快速转换模块 Quick Changer

QCA-200

型材 · SUS Tube

支架模组

快速转换

夹具组件

气动剪刀

真空组件

附件



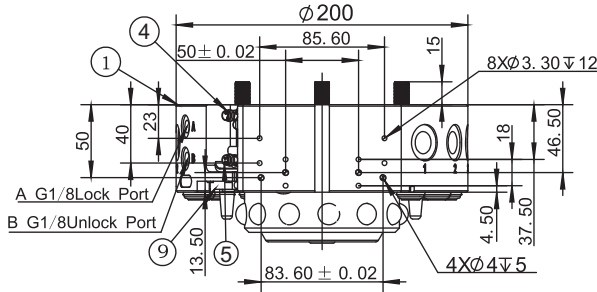
机器人侧
Robot side



夹具侧
Gripper side

货号(PN)	8.Y00272-SP	8.Y00272-SN
型号(Model)	QCA-200R-SP	QCA-200R-SN
信号检测类别 Signal Detection Category	PNP	NPN

货号(PN)	8.Y00357
型号(Model)	QCA-200G



机器人侧
Robot side

A.空气接口锁紧 The air connection locked

B.空气接口松开 Air connection released

1.机器人侧连接 Robot side connection

2.螺纹连接用通孔 Threaded through-holes

3.选配件安装面 Optional mounting surface

4.监控位置锁紧 Monitoring position locked

5.监控位置松开 Monitor position released

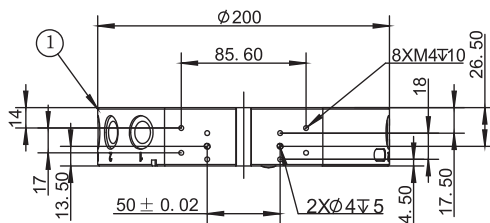
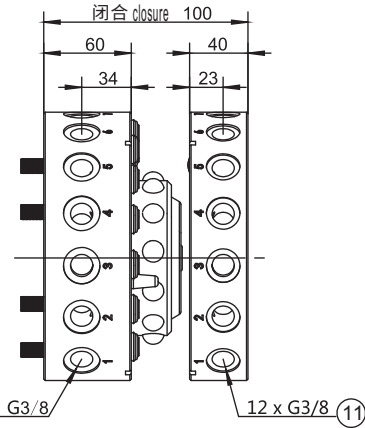
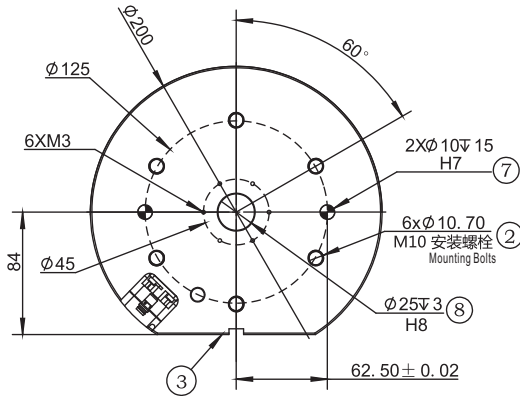
7.连接用定位销 Positioning pin

8.中心定位用 Central positioning

9.机器人侧确认接近开关 Proximity switch for robot side confirmation

10.直通型气孔 Straight through air hole

11.直通型气孔 Straight through air hole

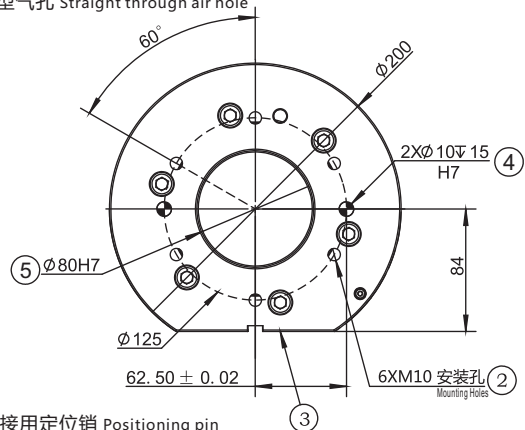


夹具侧
Gripper side

1.夹具侧连接 Gripper side connection

2.螺纹连接用通孔 Threaded through-holes

3.选配件安装面 Optional mounting surface



4.连接用定位销 Positioning pin

5.中心定位用 Central positioning

自动快速转换模块 Quick Changer

产品参数/Parameter

- | | |
|------------------------------|---|
| 1.建议额定载荷: 150~300 kg | 1.Recommended rated load: 150~300kg |
| 2.锁紧力@80Psi (5.5Bar) 16000 N | 2.Locking force@80Psi (5.5Bar) 16000 N |
| 3.静态承载力矩 (X&Y): 1360 Nm | 3.Static Load torque (X&Y): 1360 Nm |
| 4.静态承载力矩 (Z): 1130 Nm | 4.Static Load torque (Z): 1130 Nm |
| 5.位置重复精度 (X,Y&Z): ±0.015 mm | 5.Repeatability accuracy (X,Y&Z): ±0.015 mm |
| 6.重量-锁紧后: 9 kg | 6.Weight after locked: 9 kg |
| 7.机器人侧重量: 6.2 kg | 7.Robot side' s weight: 6.2 kg |
| 8.夹具侧重量: 2.8 kg | 8.Gripper side' s weight: 2.8 kg |
| 9.最大允许角偏移: ±1° | 9.Maximum allowable angle deviation: ±1° |
| 10.直通型气孔尺寸 (数量): (12) 3/8 | 10.Size of straight air hole (quantity): (12) 3/8 |

模块类型/Module Type

产品名称 Product name	型号 Model	货号 PN	工作电压 Working Voltage	工作电流 Working Current	接插件 Connector	接插件货号 Connector PN
机器人侧信号模块 Robot side signal module	QCSM-15R2	7.Y00468	50V	2.5A	D-Sub15R2-1000 ^①	1.Y10080
夹具侧信号模块 Gripper side signal module	QCSM-15G2	7.Y00469	50V	2.5A	D-Sub15G2-1000 ^①	1.Y10081
机器人侧信号模块 Robot side signal module	QCSM-08R	7.Y00477	380V	30A	3108A22-23S ^②	1.Y10710
夹具侧信号模块 Gripper side signal module	QCSM-08G	7.Y00478	380V	30A	3108A22-23P ^②	1.Y10711
机器人侧信号模块 Robot side signal module	QCSM-19R	7.Y00954	220V	3A	MS3116F14-19S ^② CMB08E-14-19S(072)SR-B ^②	1.Y11420 1.Y11863
夹具侧信号模块 Gripper side signal module	QCSM-19G	7.Y00955	220V	3A	MS3116F14-19P ^② CMB08E-14-19P(072)SR-B ^②	1.Y11419 1.Y11864
机器人侧信号模块 Robot side signal module	QCSM-26R	7.Y00464	220V	3A	MS3116F16-26S ^② CMB08E-16-26S(072)SR-B ^②	1.Y11867 1.Y11865
夹具侧信号模块 Gripper side signal module	QCSM-26G	7.Y00465	220V	3A	MS3116F16-26P ^② CMB08E-16-26P(072)SR-B ^②	1.Y11369 1.Y11866

① 连接线缆材长为1米 The cable's length is 1 meter

② 仅接头, 不含线材 Joint only, no wire

高频模块类型/High Frequency Module Type

产品名称 Product name	型号 Model	货号 PN	工作电压 Working Voltage	工作电流 Working Current
机器人侧信号模块 Robot side signal module	QCHFM-E14-C1R	7.Y02003	1.4KV	5A
夹具侧信号模块 Gripper side signal module	QCHFM-E14-C1G	7.Y02004	1.4KV	5A

气路扩展模块/Pneumatic Extension Module

产品名称 Product name	型号 Model	货号 PN	气路 Gas path	螺纹孔 Threaded hole
机器人侧气路扩展模块 Robot side Pneumatic Extension Module	QCAM-06G18R	7.Y01015	6	G1/8
夹具侧气路扩展模块 Gripper side Pneumatic Extension Module	QCAM-06G18G	7.Y01016	6	G1/8
机器人侧气路扩展模块 Robot side Pneumatic Extension Module	QCAM-06G18R-E	7.Y01018	6	G1/8
夹具侧气路扩展模块 Gripper side Pneumatic Extension Module	QCAM-06G18G-E	7.Y01019	6	G1/8
机器人侧自封气路扩展模块 Robot side self-proclaimed Pneumatic Extension Module	QCAM-06G18R-F	7.Y02005	6	G1/8
夹具侧自封气路扩展模块 Gripper side self-proclaimed Pneumatic Extension Module	QCAM-06G18G-F	7.Y02006	6	G1/8

产品名称 Product name	型号 Model	货号 PN	气路 Gas path	螺纹孔 Threaded hole
机器人侧气路扩展模块 Robot side Pneumatic Extension Module	QCAM-10M5R	7.Y01053	10	M5
夹具侧气路扩展模块 Gripper side Pneumatic Extension Module	QCAM-10M5G	7.Y01054	10	M5
机器人侧气路扩展模块 Robot side Pneumatic Extension Module	QCAM-14M5R	7.Y01055	14	M5
夹具侧气路扩展模块 Gripper side Pneumatic Extension Module	QCAM-14M5G	7.Y01056	14	M5

自密封流体空气模块/Self-Sealing Fluid Air Module

产品名称 Product name	型号 Model	货号 PN
机器人侧信号模块 Robot side signal module	QCWM-02R	7.Y02013
夹具侧信号模块 Gripper side signal module	QCWM-02G	7.Y02012

型材 / SUS Tube

支架模组
Stents Module

快速
Quick Changer

夹具组件
Grip Module

气动剪刀
Air Nipper

真空组件
Vacuum Module

附件
Accessory Components

自动快速转换模块 Quick Changer

QCA-200-D1 **NEW**

型材
SUS Tube

支架
Module

快换
Quick Changer

夹具
Grip Module


气动
Air Nipper

真空
Vacuum Module

附件
Accessory Components



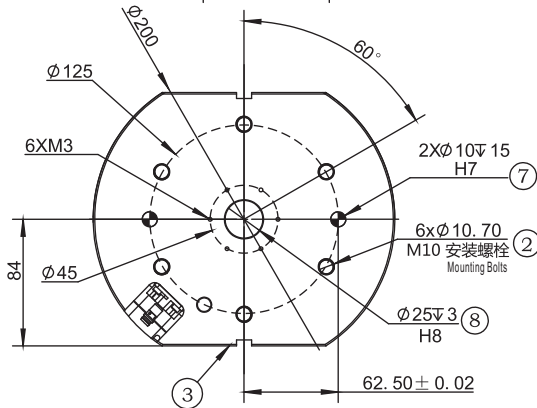
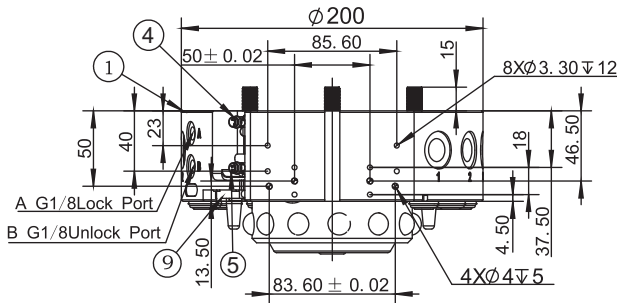
机器人侧
Robot side



夹具侧
Gripper side

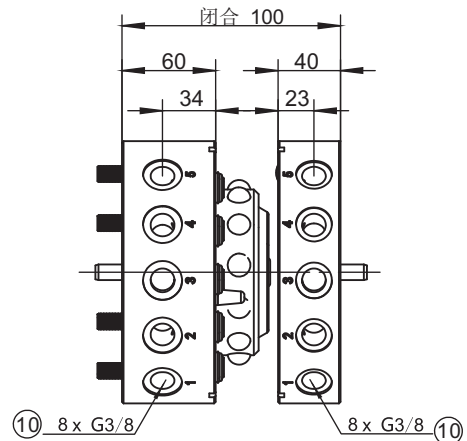
货号(PN)	8.Y00272-SP-D1	8.Y00272-SN-D1
型号(Model)	QCA-200R-SP-D1	QCA-200R-SN-D1
信号检测类别 Signal Detection Category	PNP	NPN

货号(PN)	8.Y00357-D1
型号(Model)	QCA-200G-D1

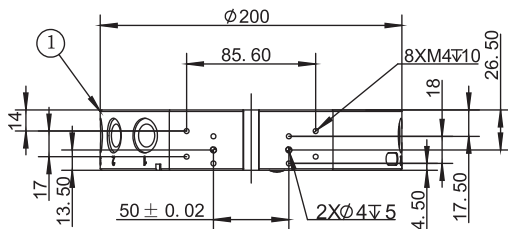


机器人侧
Robot side

- A. 空气接口锁紧 The air connection locked
- B. 空气接口松开 Air connection released
- 1. 机器人侧连接 Robot side connection
- 2. 螺纹连接用通孔 Threaded through-holes
- 3. 选配件安装面 Optional mounting surface
- 4. 监控位置锁紧 Monitoring position locked

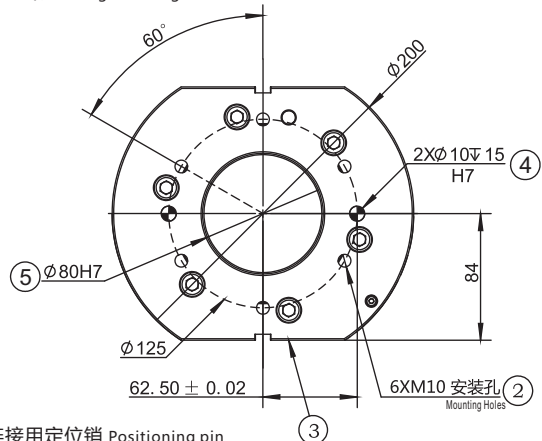


- 5. 监控位置松开 Monitor position released
- 7. 连接用定位销 Positioning pin
- 8. 中心定位用 Central positioning
- 9. 机器人侧确认接近开关 Proximity switch for robot side confirmation
- 10. 直通型气孔 Straight through air hole
- 11. 直通型气孔 Straight through air hole



夹具侧
Gripper side

- 1. 夹具侧连接 Gripper side connection
- 2. 螺纹连接用通孔 Threaded through-holes
- 3. 选配件安装面 Optional mounting surface



- 4. 连接用定位销 Positioning pin
- 5. 中心定位用 Central positioning

自动快速转换模块 Quick Changer

产品参数/Parameter

- | | |
|------------------------------|--|
| 1.建议额定载荷: 150~300 kg | 1.Recommended rated load: 150~300kg |
| 2.锁紧力@80Psi (5.5Bar) 16000 N | 2.Locking force@80Psi (5.5Bar) 16000 N |
| 3.静态承载力矩 (X&Y): 1360 Nm | 3.Static Load torque (X&Y): 1360 Nm |
| 4.静态承载力矩 (Z): 1130 Nm | 4.Static Load torque (Z): 1130 Nm |
| 5.位置重复精度 (X,Y&Z): ±0.015 mm | 5.Repeatability accuracy (X,Y&Z): ±0.015 mm |
| 6.重量-锁紧后: 9 kg | 6.Weight after locked: 9 kg |
| 7.机器人侧重量: 6.2 kg | 7.Robot side' s weight: 6.2 kg |
| 8.夹具侧重量: 2.8 kg | 8.Gripper side' s weight: 2.8 kg |
| 9.最大允许角偏移: ±1° | 9.Maximum allowable angle deviation: ±1° |
| 10.直通型气孔尺寸 (数量): (8) 3/8 | 10.Size of straight air hole (quantity): (8) 3/8 |

模块类型/Module Type

产品名称 Product name	型号 Model	货号 PN	工作电压 Working Voltage	工作电流 Working Current	接插件 Connector	接插件货号 Connector PN
机器人侧信号模块 Robot side signal module	QCSM-15R2	7.Y00468	50V	2.5A	D-Sub15R2-1000 ^①	1.Y10080
夹具侧信号模块 Gripper side signal module	QCSM-15G2	7.Y00469	50V	2.5A	D-Sub15G2-1000 ^①	1.Y10081
机器人侧信号模块 Robot side signal module	QCSM-08R	7.Y00477	380V	30A	3108A22-23S ^②	1.Y10710
夹具侧信号模块 Gripper side signal module	QCSM-08G	7.Y00478	380V	30A	3108A22-23P ^②	1.Y10711
机器人侧信号模块 Robot side signal module	QCSM-19R	7.Y00954	220V	3A	MS3116F14-19S ^② CMB08E-14-19S(072)SR-B ^②	1.Y11420 1.Y11863
夹具侧信号模块 Gripper side signal module	QCSM-19G	7.Y00955	220V	3A	MS3116F14-19P ^② CMB08E-14-19P(072)SR-B ^②	1.Y11419 1.Y11864
机器人侧信号模块 Robot side signal module	QCSM-26R	7.Y00464	220V	3A	MS3116F16-26S ^② CMB08E-16-26S(072)SR-B ^②	1.Y11867 1.Y11865
夹具侧信号模块 Gripper side signal module	QCSM-26G	7.Y00465	220V	3A	MS3116F16-26P ^② CMB08E-16-26P(072)SR-B ^②	1.Y11369 1.Y11866

① 连接线材长为1米 The cable's length is 1 meter

② 仅接头, 不含线材 Joint only, no wire

高频模块类型/High Frequency Module Type

产品名称 Product name	型号 Model	货号 PN	工作电压 Working Voltage	工作电流 Working Current
机器人侧信号模块 Robot side signal module	QCHFM-E14-C1R	7.Y02003	1.4KV	5A
夹具侧信号模块 Gripper side signal module	QCHFM-E14-C1G	7.Y02004	1.4KV	5A

气路扩展模块/Pneumatic Extension Module

产品名称 Product name	型号 Model	货号 PN	气路 Gas path	螺纹孔 Threaded hole
机器人侧气路扩展模块 Robot side Pneumatic Extension Module	QCAM-06G18R	7.Y01015	6	G1/8
夹具侧气路扩展模块 Gripper side Pneumatic Extension Module	QCAM-06G18G	7.Y01016	6	G1/8
机器人侧气路扩展模块 Robot side Pneumatic Extension Module	QCAM-06G18R-E	7.Y01018	6	G1/8
夹具侧气路扩展模块 Gripper side Pneumatic Extension Module	QCAM-06G18G-E	7.Y01019	6	G1/8
机器人侧自封气路扩展模块 Robot side self-proclaimed Pneumatic Extension Module	QCAM-06G18R-F	7.Y02005	6	G1/8
夹具侧自封气路扩展模块 Gripper side self-proclaimed Pneumatic Extension Module	QCAM-06G18G-F	7.Y02006	6	G1/8

产品名称 Product name	型号 Model	货号 PN	气路 Gas path	螺纹孔 Threaded hole
机器人侧气路扩展模块 Robot side Pneumatic Extension Module	QCAM-10M5R	7.Y01053	10	M5
夹具侧气路扩展模块 Gripper side Pneumatic Extension Module	QCAM-10M5G	7.Y01054	10	M5
机器人侧气路扩展模块 Robot side Pneumatic Extension Module	QCAM-14M5R	7.Y01055	14	M5
夹具侧气路扩展模块 Gripper side Pneumatic Extension Module	QCAM-14M5G	7.Y01056	14	M5

自密封流体空气模块/Self-Sealing Fluid Air Module

产品名称 Product name	型号 Model	货号 PN
机器人侧信号模块 Robot side signal module	QCWM-02R	7.Y02013
夹具侧信号模块 Gripper side signal module	QCWM-02G	7.Y02012

型材
SUS Tube

支架
Module

快速
Changer

夹具
Module

气动
Nipper

真空
Module

附件
Components

型材
SUS Tube

支架
Module

快换
Quick Changer

夹具
Grip Module

气动
Air Nipper

真空
Vacuum Module

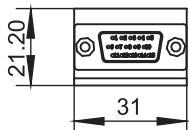
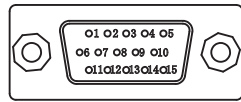
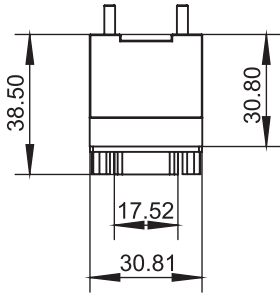
附件
Accessory Components

QCSM-15R1



机器人侧模块
Robot side module

货号(PN)	7.Y00965
型号(Model)	QCSM-15R1



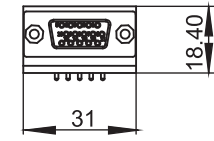
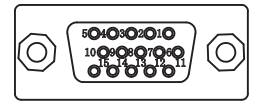
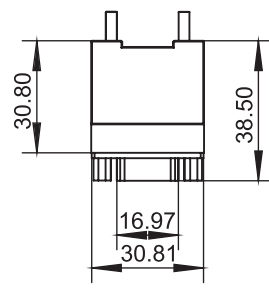
※ 电压 Voltage: 50V
 ※ 电流 Current: 2.5A
 ※ 重量 Weight: 30.5g

※ 适配于 Suitable for: QCA05, QCA15, QCA25



夹具侧模块
Gripper side module

货号(PN)	7.Y00966
型号(Model)	QCSM-15G1



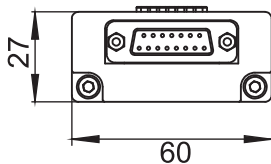
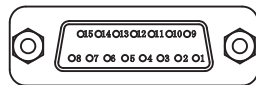
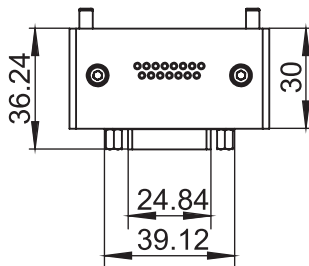
※ 电压 Voltage: 50V
 ※ 电流 Current: 2.5A
 ※ 重量 Weight: 29.8g

QCSM-15R2



机器人侧模块
Robot side module

货号(PN)	7.Y00468
型号(Model)	QCSM-15R2



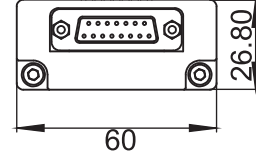
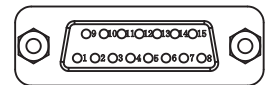
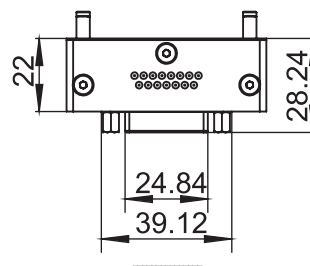
※ 电压 Voltage: 50V
 ※ 电流 Current: 2.5A
 ※ 重量 Weight: 68g

※ 适配于 Suitable for: QCA35, QCA50, QCA100, QCA200, QCA200-D1



夹具侧模块
Gripper side module

货号(PN)	7.Y00469
型号(Model)	QCSM-15G2



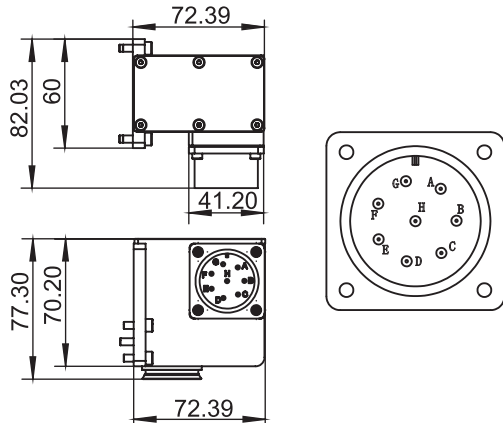
※ 电压 Voltage: 50V
 ※ 电流 Current: 2.5A
 ※ 重量 Weight: 48.5g

QCSM-08R



机器人侧模块
Robot side module

货号(PN)	7.Y00477
型号(Model)	QCSM-08R



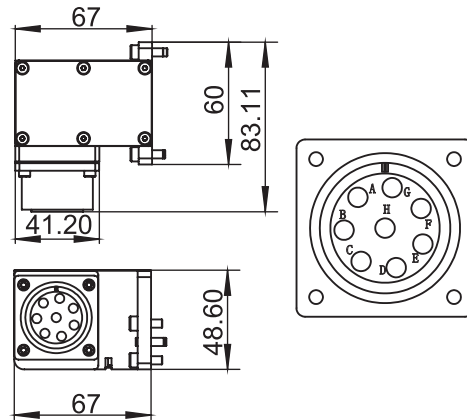
※ 电压 Voltage: 380V
 ※ 电流 Current: 30A
 ※ 重量 Weight: 434.7g

※ 适配于 Suitable for: QCA35、QCA50、QCA100、QCA200、QCA200-D1



夹具侧模块
Gripper side module

货号(PN)	7.Y00478
型号(Model)	QCSM-08G



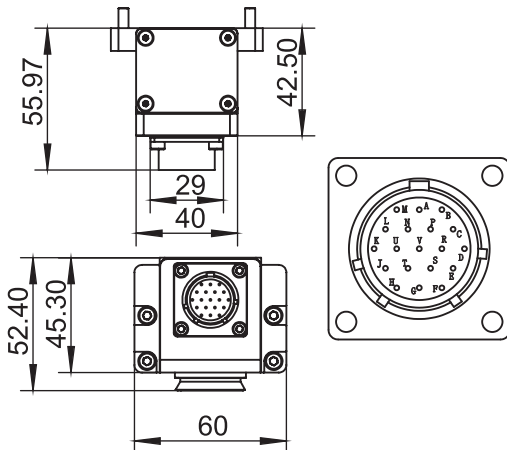
※ 电压 Voltage: 380V
 ※ 电流 Current: 30A
 ※ 重量 Weight: 330g

QCSM-19R



机器人侧模块
Robot side module

货号(PN)	7.Y00954
型号(Model)	QCSM-19R



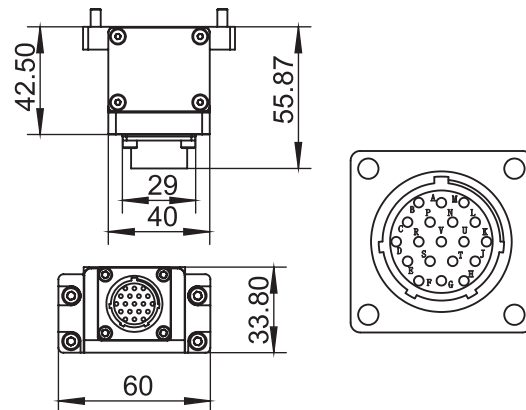
※ 电压 Voltage: 220V
 ※ 电流 Current: 3A
 ※ 重量 Weight: 178.3g

※ 适配于 Suitable for: QCA35、QCA50、QCA100、QCA200、QCA200-D1



夹具侧模块
Gripper side module

货号(PN)	7.Y00955
型号(Model)	QCSM-19G



※ 电压 Voltage: 220V
 ※ 电流 Current: 3A
 ※ 重量 Weight: 130.7g

型材 / SUS Tube

支架模组
Stents Module

快换
Quick Changer

夹具组件
Grip Module

气动剪刀
Air Nipper

真空组件
Vacuum Module

附件
Accessory Components

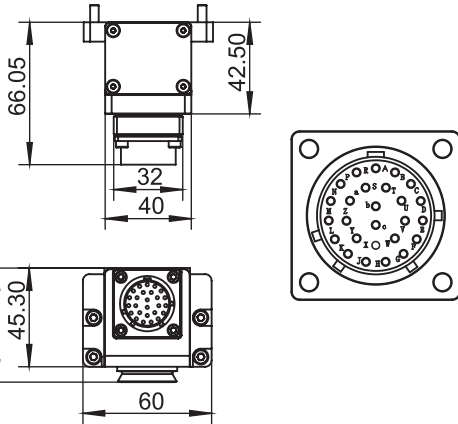
模块类型 Module Type

QCSM-26



机器人侧模块
Robot side module

货号(PN)	7.Y00464
型号(Model)	QCSM-26R

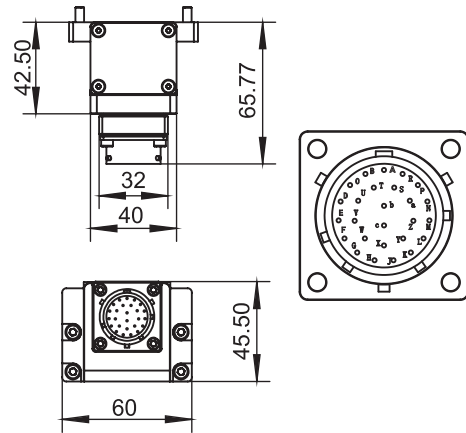


- ※ 电压 Voltage: 220V
- ※ 电流 Current: 3A
- ※ 重量 Weight: 198.5g
- ※ 适配于 Suitable for: QCA35, QCA50, QCA100, QCA200, QCA200-D1



夹具侧模块
Gripper side module

货号(PN)	7.Y00465
型号(Model)	QCSM-26G



- ※ 电压 Voltage: 220V
- ※ 电流 Current: 3A
- ※ 重量 Weight: 178.2g

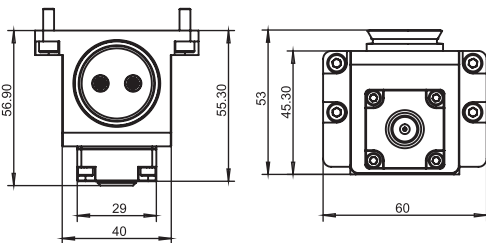
高频模块类型 High Frequency Module Type

NEW



机器人侧模块
Robot side module

货号(PN)	7.Y02003
型号(Model)	QCHFM-E14-C1R

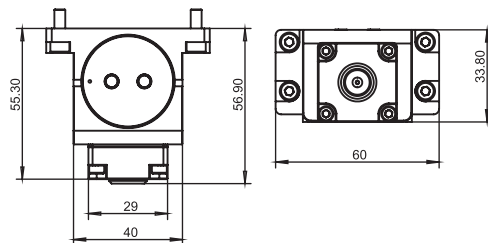


- ※ 电压 Voltage: 1.4KV
- ※ 电流 Current: 5A
- ※ 重量 Weight: 194.5g
- ※ 适配于 Suitable for: QCA35, QCA50, QCA100, QCA200, QCA200-D1



夹具侧模块
Gripper side module

货号(PN)	7.Y02004
型号(Model)	QCHFM-E14-C1G



- ※ 电压 Voltage: 1.4KV
- ※ 电流 Current: 5A
- ※ 重量 Weight: 151g

型材
SUS Tube

支架
Module

快换
Changer

夹具
Module

气动
Nipper

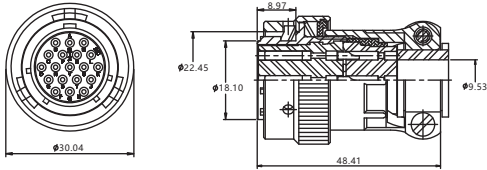
真空
Module

附件
Components

接头 Connector



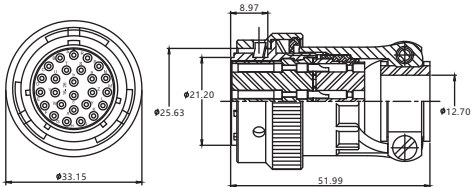
19芯直头接头(母头)
19 core straight connector (female head)



货号(PN)	1.Y11420
型号(Model)	MS3116F14-19S

※ 重量 Weight: 36.8g
※ 适配于 Suitable for: QCSM-19R

26芯直头接头(母头)
26 core straight connector (female head)

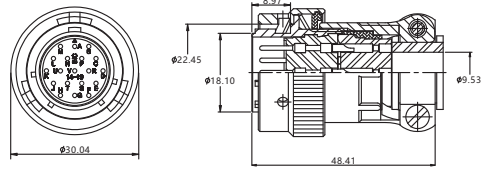


货号(PN)	1.Y11867
型号(Model)	MS3116F16-26S

※ 重量 Weight: 44.8g
※ 适配于 Suitable for: QCSM-26R



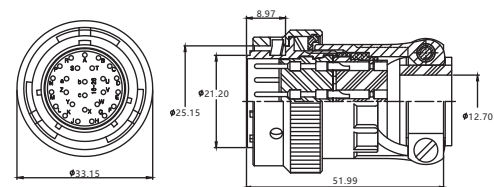
19芯直头接头(公头)
19 core straight connector (male head)



货号(PN)	1.Y11419
型号(Model)	MS3116F14-19P

※ 重量 Weight: 36.8g
※ 适配于 Suitable for: QCSM-19G

26芯直头接头(公头)
26 core straight connector (male head)



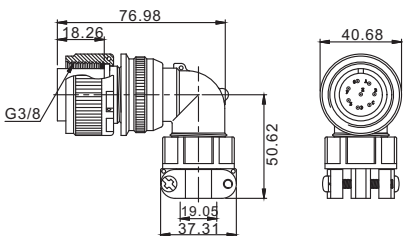
货号(PN)	1.Y11369
型号(Model)	MS3116F16-26P

※ 重量 Weight: 44.8g
※ 适配于 Suitable for: QCSM-26G

90°接头 90°Connector



8芯90°接头(母头)
8 core 90° connector (female head)

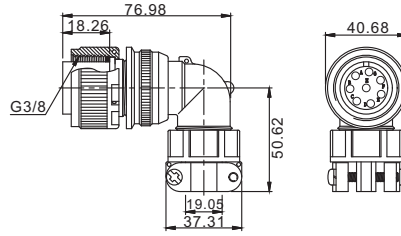


货号(PN)	1.Y10710
型号(Model)	3108A22-23S

※ 重量 Weight: 149.3g
※ 适配于 Suitable for: QCSM-08R



8芯90°接头(公头)
8 core 90° connector (male head)



货号(PN)	1.Y10711
型号(Model)	3108A22-23P

※ 重量 Weight: 119.2g
※ 适配于 Suitable for: QCSM-08G

型材
SUS Tube

支架
Module

快换
Changer

夹具
Module

气动
Nipper

真空
Module

附件
Components

90°接头 90° Connector

型材 · SUS Tube

支架模组

快换

夹具组件

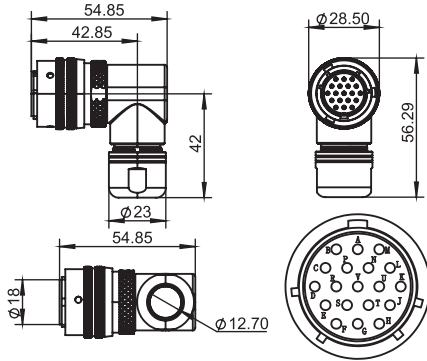
气动剪刀

真空组件

附件



19芯90°接头(母头)
19 core 90° connector (female head)

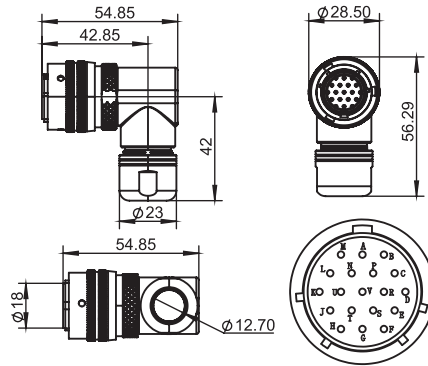


货号(PN)	1.Y11863
型号(Model)	CMB08E-14-19S(072)SR-B

※ 重量 Weight: 81.1g
※ 适配于 Suitable for: QCSM-19R



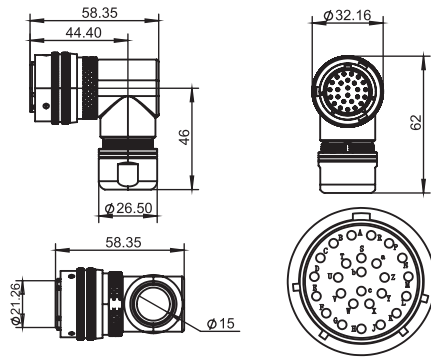
19芯90°接头(公头)
19 core 90° connector (male head)



货号(PN)	1.Y11864
型号(Model)	CMB08E-14-19P(072)SR-B

※ 重量 Weight: 79.2g
※ 适配于 Suitable for: QCSM-19G

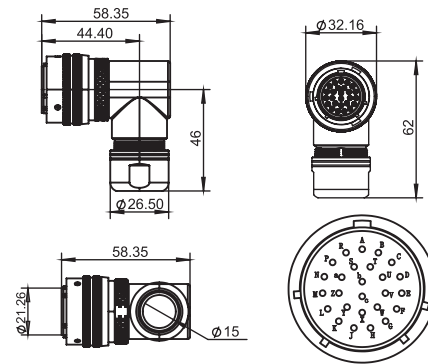
26芯90°接头(母头)
26 core 90° connector (female head)



货号(PN)	1.Y11865
型号(Model)	CMB08E-16-26S(072)SR-B

※ 重量 Weight: 99.5g
※ 适配于 Suitable for: QCSM-26R

26芯90°接头(公头)
26 core 90° connector (male head)



货号(PN)	1.Y11866
型号(Model)	CMB08E-16-26P(072)SR-B

※ 重量 Weight: 96.4g
※ 适配于 Suitable for: QCSM-26G

快换信号线 Quick Changer Signal Cable



15芯快换信号线(母头)
15 core quick changer signal cable (female head)

货号(PN)	1.Y10163
型号(Model)	DB15R1-1000

※ 重量 Weight: 125.7g
 ※ 连接线线材长为1米 The wire' s length is 1 meter
 ※ 适配于 Suitable for: QCSM-15R1



15芯快换信号线(公头)
15 core quick changer signal cable (male head)

货号(PN)	1.Y10437
型号(Model)	DB15G1-1000

※ 重量 Weight: 123.7g
 ※ 连接线线材长为1米 The wire' s length is 1 meter
 ※ 适配于 Suitable for: QCSM-15G1



15芯快换信号线(母头)
15 core quick changer signal cable (female head)

货号(PN)	1.Y10080
型号(Model)	D-Sub15R2-1000

※ 重量 Weight: 142g
 ※ 连接线线材长为1米 The wire' s length is 1 meter
 ※ 适配于 Suitable for: QCSM-15R2



15芯快换信号线(公头)
15 core quick changer signal cable (male head)

货号(PN)	1.Y10081
型号(Model)	D-Sub15G2-1000

※ 重量 Weight: 141.4g
 ※ 连接线线材长为1米 The wire' s length is 1 meter
 ※ 适配于 Suitable for: QCSM-15G2

型材
SUS Tube

支架
Stents Module

快换
Quick Changer

夹具
Grip Module

气动
Air Nipper

真空
Vacuum Module

附件
Accessory Components

气路扩展模块 Pneumatic Extension Module

型材 / SUS Tube
Profile / SUS Tube

支架模组
Stents Module

快换
Quick Changer

夹具组件
Grip Module

气动剪刀
Air Nipper

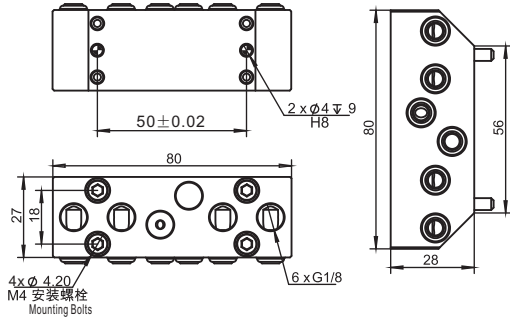
真空组件
Vacuum Module

附件
Accessory Components



机器人侧模块
Robot side module

货号(PN)	7.Y01015
型号(Model)	QCAM-06G18R



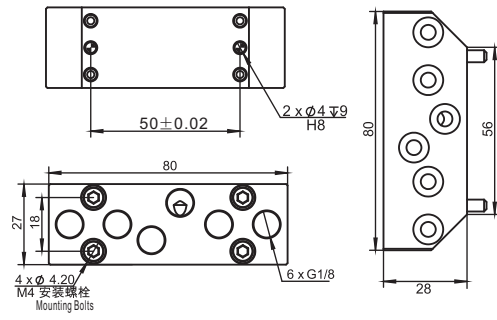
※ 重量 Weight: 141.4g

※ 适配于 Suitable for: QCA35, QCA50, QCA100, QCA200, QCA200-D1



夹具侧模块
Gripper side module

货号(PN)	7.Y01016
型号(Model)	QCAM-06G18G

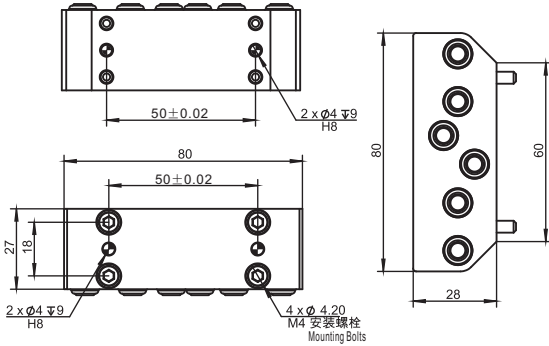


※ 重量 Weight: 140.9g



机器人侧模块
Robot side module

货号(PN)	7.Y01018
型号(Model)	QCAM-06G18R-E



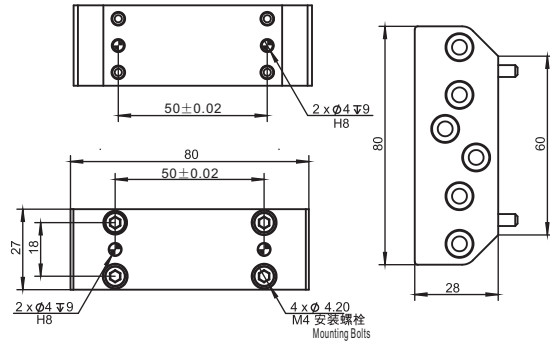
※ 重量 Weight: 145g

※ 适配于 Suitable for: QCA35, QCA50, QCA100, QCA200, QCA200-D1



夹具侧模块
Gripper side module

货号(PN)	7.Y01019
型号(Model)	QCAM-06G18G-E



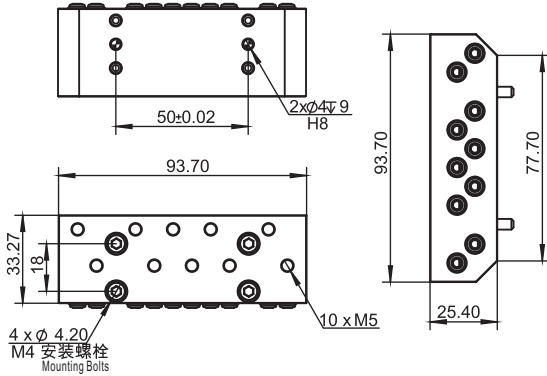
※ 重量 Weight: 148g

气路扩展模块 Pneumatic Extension Module



机器人侧模块
Robot side module

货号(PN)	7.Y01053
型号(Model)	QCAM-10M5R



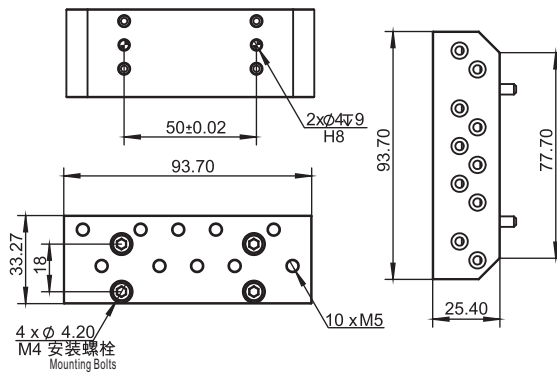
※ 重量 Weight: 263.9g

※ 适配于 Suitable for: QCA35, QCA50, QCA100, QCA200, QCA200-D1



夹具侧模块
Gripper side module

货号(PN)	7.Y01054
型号(Model)	QCAM-10M5G

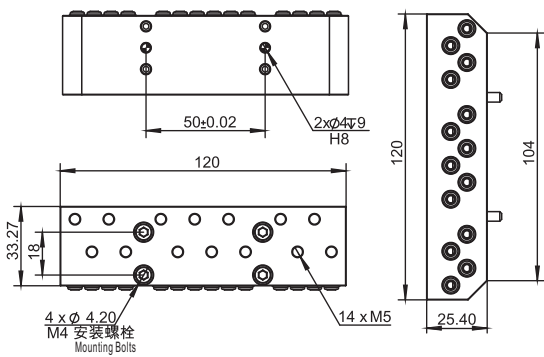


※ 重量 Weight: 267.9g



机器人侧模块
Robot side module

货号(PN)	7.Y01055
型号(Model)	QCAM-14M5R



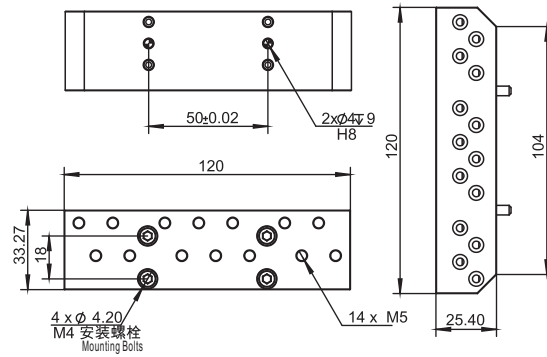
※ 重量 Weight: 207.4g

※ 适配于 Suitable for: QCA100, QCA200, QCA200-D1



夹具侧模块
Gripper side module

货号(PN)	7.Y01056
型号(Model)	QCAM-14M5G



※ 重量 Weight: 210.3g

型材 / SUS Tube

支架模组

快换

夹爪组件

气动剪刀

真空组件

附件

自封气路扩展模块 Self-proclaimed Pneumatic Extension Module

型材 · SUS Tube
Profile · SUS Tube

支架模組
Stents Module

快換
Quick Changer

夾具組件
Grip Module

氣動剪刀
Air Nipper

真空組件
Vacuum Module

附件
Accessory Components

NEW



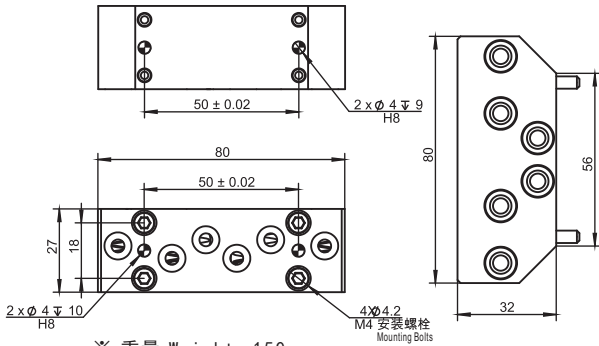
机器人侧模块
Robot side module

货号(PN)	7.Y02005
型号(Model)	QCAM-06G18R-F



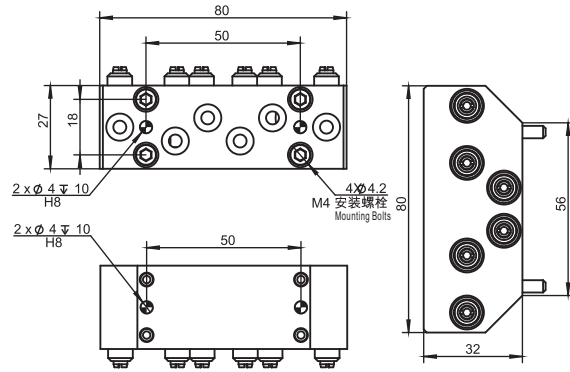
夹具侧模块
Gripper side module

货号(PN)	7.Y02006
型号(Model)	QCAM-06G18G-F



※ 重量 Weight: 150g

※ 适配于 Suitable for: QCA35、QCA50、QCA100、QCA200、QCA200-D1



※ 重量 Weight: 152g

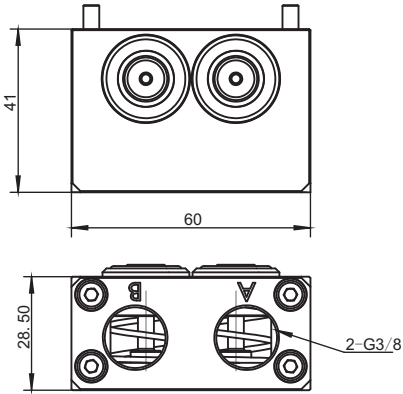
自密封流体/空气模块 Self-sealing Fluid/Air Module

NEW



机器人侧模块
Robot side module

货号(PN)	7.Y02049
型号(Model)	QCWM-02R



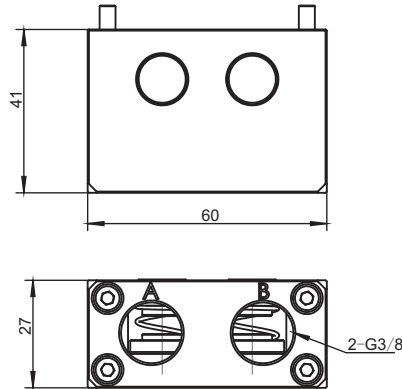
- ※ 工作温度范围: $-28.9^{\circ}\text{C} \sim 65.6^{\circ}\text{C}$
- ※ 材质: 不锈钢外壳
- ※ 重量: 393.6g
- ※ Range of working temperature: $-28.9^{\circ}\text{C} \sim 65.6^{\circ}\text{C}$
- ※ Material: Stainless steel housing
- ※ Weight: 393.6g

※ 适配于 Suitable for: QCA35、QCA50、QCA100、QCA200、QCA200-D1



夹具侧模块
Gripper side module

货号(PN)	7.Y02050
型号(Model)	QCWM-02G



- ※ 工作温度范围: $-28.9^{\circ}\text{C} \sim 65.6^{\circ}\text{C}$
- ※ 材质: 不锈钢外壳
- ※ 重量: 379g
- ※ Range of working temperature: $-28.9^{\circ}\text{C} \sim 65.6^{\circ}\text{C}$
- ※ Material: Stainless steel housing
- ※ Weight: 379g

型材 / SUS Tube

支架模组
Stents Module

快换
Quick Changer

夹具组件
Grip Module

气动剪刀
Air Nipper

真空组件
Vacuum Module

附件
Accessory Components

圆形手动快换 Round Manual Quick Changer

型材 · SUS Tube

支架模組


快换

夹具组件

气动剪刀

真空组件

附件



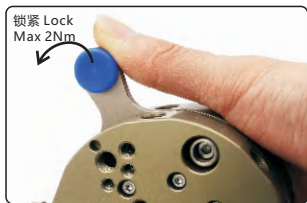
QC-R90K

QC-G90

- 机械手上的EOAT易于更换
 - 同样适用于真空端。
 - 避免了在气动和电气连接时的错误。
 - 4, 8, 10或12个气动连接。
 - 两部分(机械手侧和治具侧) 分开提供。
- Easy replacement of the EOAT on the robot.
 - Suitable also with vacuum ports.
 - Avoids mistakes in pneumatic and electrical connections.
 - 4, 8, 10 or 12 pneumatic connections.
 - The two parts (robot side and gripper side) are supplied separately.

型号(Model)	QC50	QC90	QC150	QC160	QC200
介质 Medium	已过滤压缩空气 Filtered compressed air				
压力范围 Pressure range	5~6 bar				
温度范围 Temperature range	5 ~ 60 °C				
机械手侧的快速转换模块 Robot side quick changer	QC-R50K	QC-R90K	QC-R150K	QC-R160K	QC-R200K
机械手侧的快速转换模块重量 Robot side quick changer weight	103 g	318 g	1159 g	1200 g	2640 g
治具侧的快速转换模块 Gripper side quick changer	QC-G50	QC-G90	QC-G150	QC-G160	QC-G200
治具侧的快速转换模块重量 Gripper side quick changer weight	65 g	227 g	837g	900 g	1890 g
垂直拉力 F	350N	1400N	3500N	3500N	9000N
旋转扭矩 Mt	20Nm	100Nm	250Nm	250Nm	600Nm
翻转扭矩 Mb	10Nm	60Nm	150Nm	150Nm	300Nm
建议负载 Recommended payload	5kg	15kg	35kg	35kg	75kg
颜色 Colour	古铜色 Brass	古铜色 Brass	黑色 Black	古铜色 Brass	黑色 Black

安装使用示例 Installation and use example



附锁安装示例
Example of Install with lock



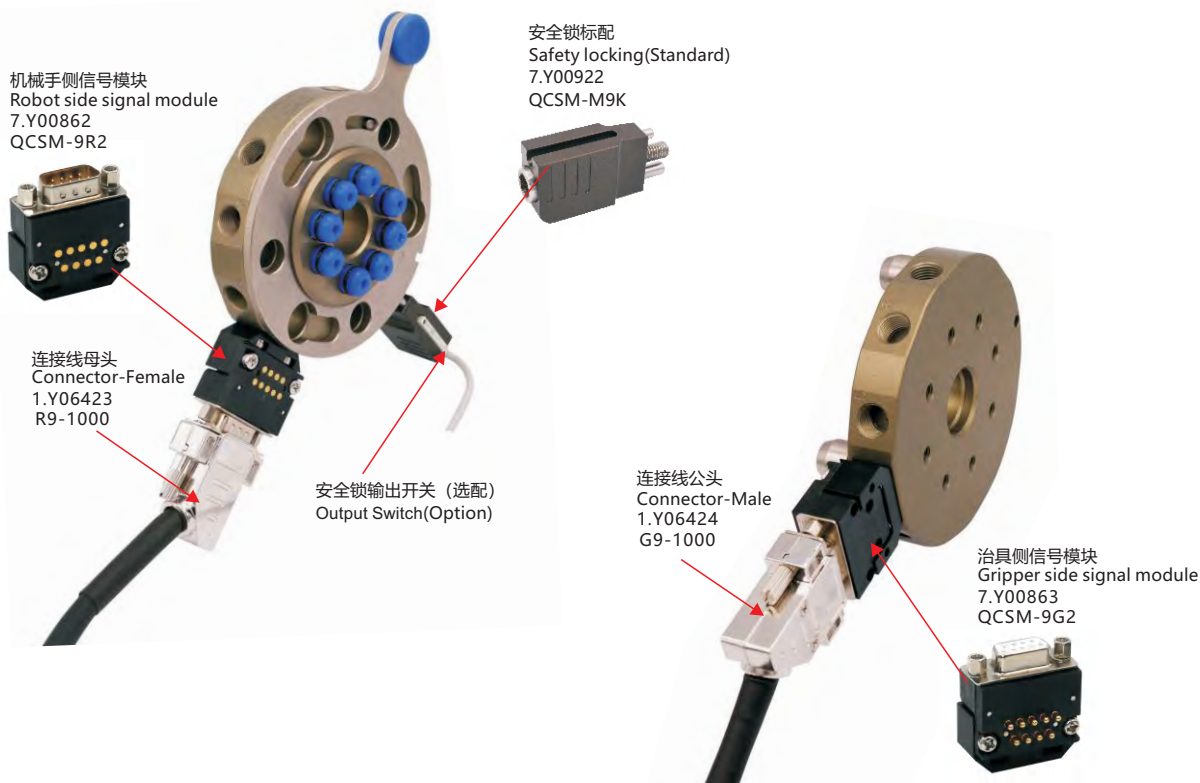
配件/Accessories

电气连接组件


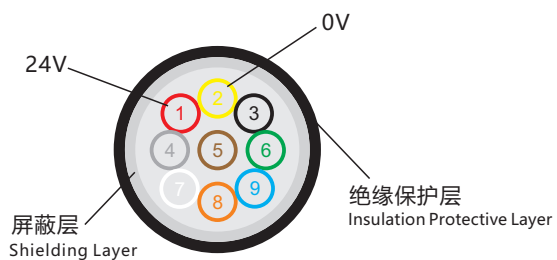
- D-SUB 9 针连接器 I/O 快速转换模块.
- 两部分分开提供:
 QCSM-9R2 机械手侧信号模块
 QCSM-9G2 治具侧信号模块
 R9-1000 45度金属母接头
 G9-1000 45度金属公接头

Electrical connection module

- I/O quick change by D-SUB 9 pins connector.
- The two parts are supplied separately.
 QCSM-9R2 robot side signal module.
 QCSM-9G2 gripper side signal module.
 R9-1000 45 degree metal female fitting.
 G9-1000 45 degree metal male fitting.



信号线截面示意图/Singal Wire Cross-sectional Sketch Map



安全锁输出开关
Output Switch

型材 / SUS Tube

支架模组
Stents Module

快换
Quick Changer

夹具组件
Grip Module

气动剪刀
Air Nipper

真空组件
Vacuum Module

附件
Accessory Components

圆形手动快换 Round Manual Quick Changer

型材 / SUS Tube

支架模组

快换

夹具组件

气动剪刀

真空组件

附件

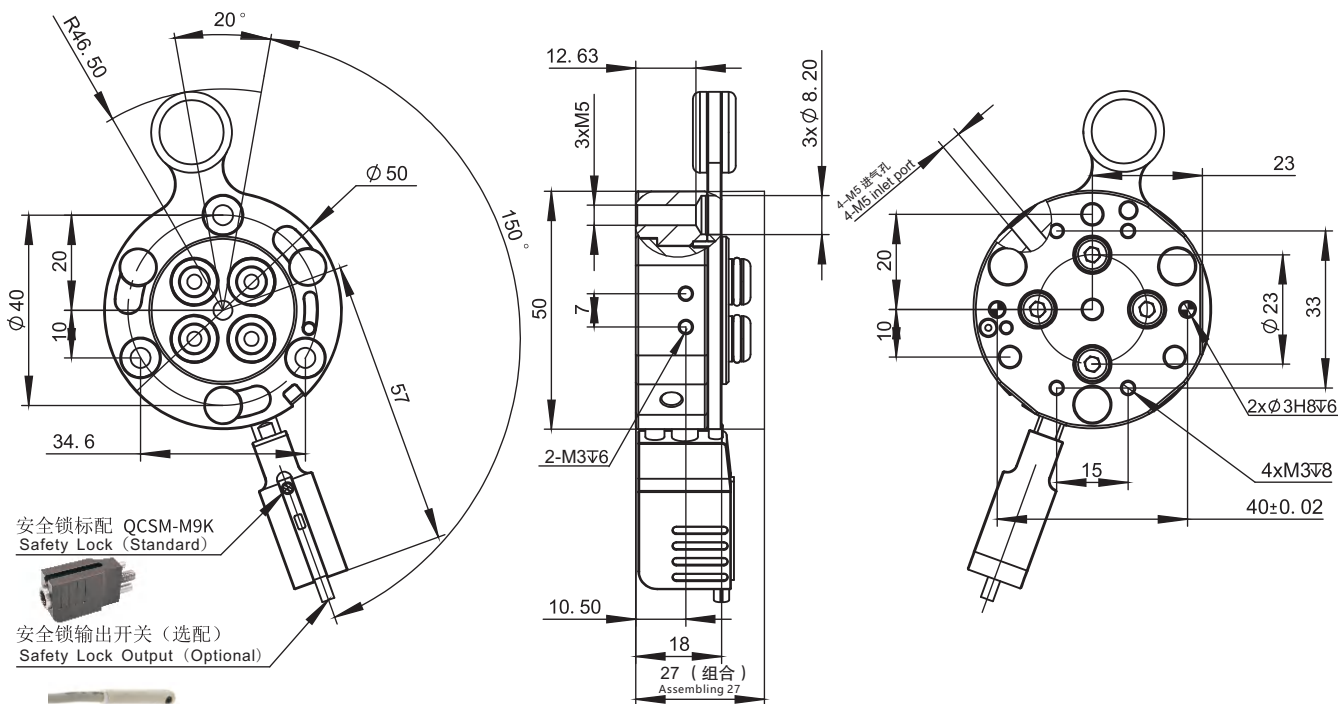
QC-50



产品参数/Parameter

型号	Model	QC50
介质	Medium	已过滤压缩空气 Filtered compressed air
压力范围	Pressure Range	5~6 bar
温度范围	Temperature Range	5 ~ 60 °C
机械手侧的快速转换模块	Robot side Quick Changer	QC-R50K
机械手侧的快速转换模块重量	Robot Side Quick Changer Weight	103 g
治具侧的快速转换模块	Gripper Side Quick Changer	QC-G50
治具侧的快速转换模块重量	Gripper Side Quick Changer Weight	65 g
垂直拉力	Vertical Pulling Force F	150N
旋转扭矩	Rotating Torque Mt	20Nm
翻转扭矩	Reversal Torque Mb	10Nm
建议负载	Recomended Payload	5kg
精度	Precision	±0.05
颜色	Colour	古铜色 Brass
直通型气孔尺寸 (数量)	Size of straight air hole(quantity)	4-M5

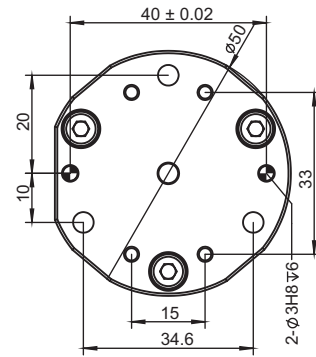
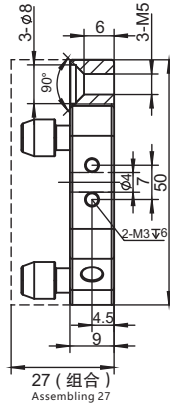
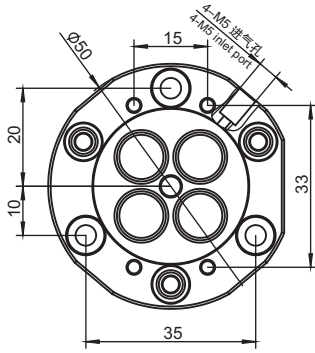
尺寸说明/Dimension



机械手侧的快速转换模块
Robot side quick changer

货号(PN)	8.Y00402
型号(Model)	QC-R50K

圆形手动快换 Round Manual Quick Changer



治具侧的快速转换模块
Gripper side quick changer

货号(PN)	8.Y00055
型号(Model)	QC-G50

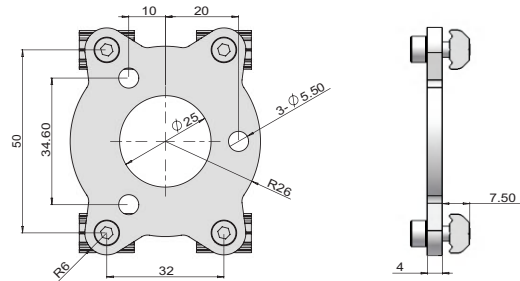
模块类型/Module Type

产品图 Product	产品名称 Product name	型号 Model	货号 PN	I/O连接类型 I/O connection type	工作电流 Working current	连接线 Cable
	机械手侧信号模块 Robot side signal module	QCSM-9R1	7.Y00823	9针D-SUB	MAX 3A	R9-1000 (1.Y06423)
	治具侧信号模块 Gripper side signal module	QCSM-9G1	7.Y00824	9针D-SUB	MAX 3A	G9-1000 (1.Y06424)

*R9-1000、G9-1000选配，连接线线长为1米
*R9-1000、G9-1000option, the cable's length is 1 meter

快换连接板/Interface (螺钉套件选配) (Kit With Screws Option)

注: 如需螺钉套件和型号加T 如: 型号SIP-50BT 货号7.Y00650-T
Note: If screw kits needed, add T to the part number and model number. eg: Model SIP-50BT Part number 7.Y00650-T.



货号(PN)	7.Y00650
型号(Model)	SIP-50B
QC-G...	QC-G50
厚度(T)	4mm
螺钉选配件 Accessorier selection	
螺丝(Screws)	PTC-M5L12*4
双齿平垫(Single hole shim)	PTS-M5*4
T型螺母(T-Nuts)	PTN-M5*4
总重量(Weight)	90g



型材 / SUS Tube

支架模组
Stents Module

快换
Quick Changer

夹爪组件
Grip Module

气动剪刀
Air Nipper

真空组件
Vacuum Module

附件
Accessory Components

圆形手动快换 Round Manual Quick Changer

型材 / SUS Tube

支架模组

快换

夹具组件

气动剪刀

真空组件

附件

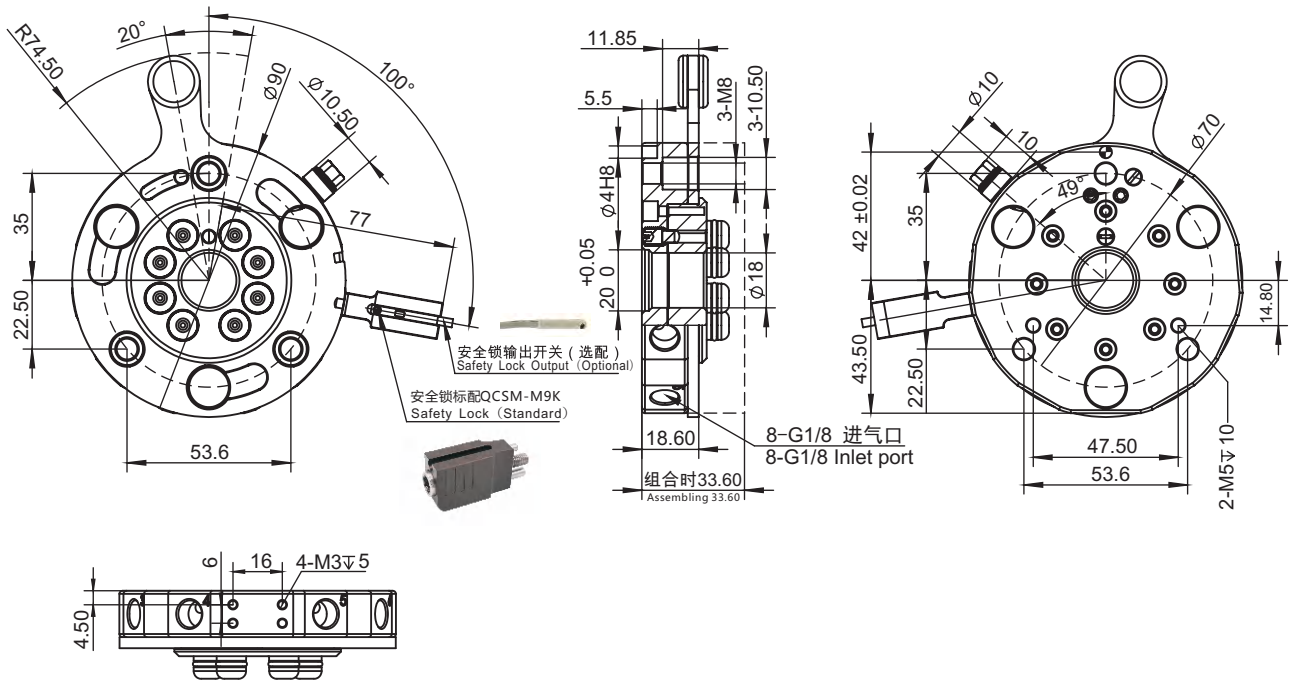
QC-90



产品参数/Parameter

型号	Model	QC90
介质	Medium	已过滤压缩空气 Filtered compressed air
压力范围	Pressure Range	5~6 bar
温度范围	Temperature Range	5 ~ 60 °C
机械手侧的快速转换模块	Robot side Quick Changer	QC-R90K
机械手侧的快速转换模块重量	Robot Side Quick Changer Weight	318 g
治具侧的快速转换模块	Gripper Side Quick Changer	QC-G90
治具侧的快速转换模块重量	Gripper Side Quick Changer Weight	227 g
垂直拉力	Vertical Pulling Force F	400N
旋转扭矩	Rotating Torque Mt	100Nm
翻转扭矩	Reversal Torque Mb	60Nm
建议负载	Recomended Payload	15kg
精度	Precision	±0.05
颜色	Colour	古铜色 Brass
直通型气孔尺寸 (数量)	Size of straight air hole(quantity)	8-G1/8

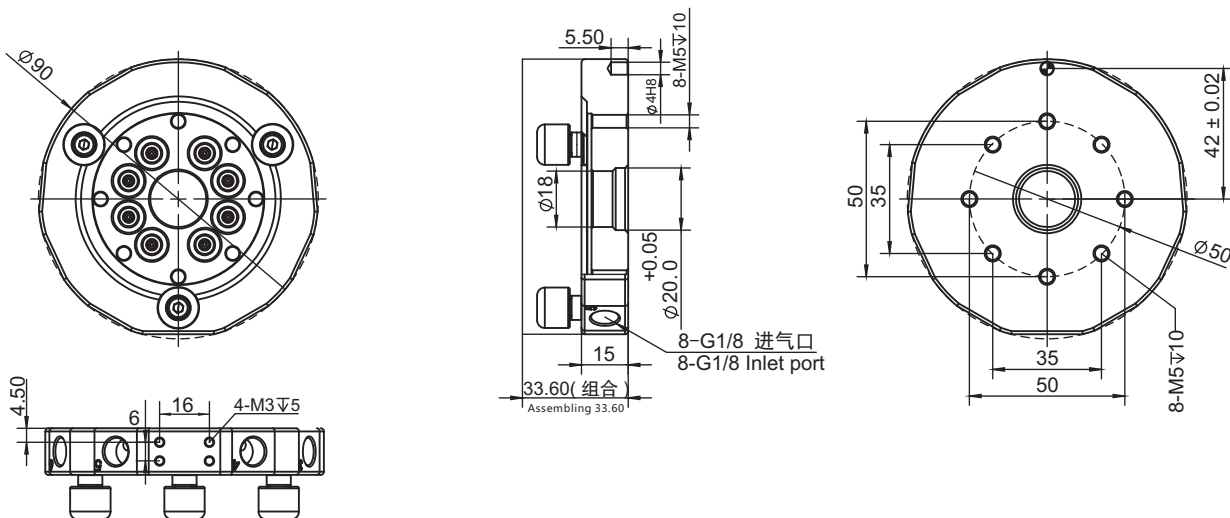
尺寸说明/Dimension



机械手侧的快速转换模块
Robot side quick changer

货号(PN)	8.Y00359
型号(Model)	QC-R90K

圆形手动快换 Round Manual Quick Changer



治具侧的快速转换模块
Gripper side quick changer

货号(PN)	8.Y00033
型号(Model)	QC-G90

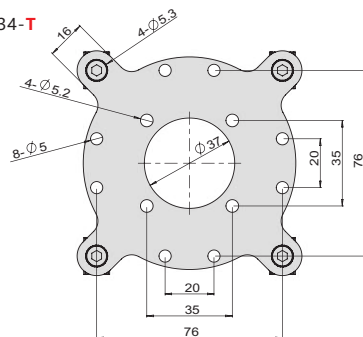
模块类型/Module Type

产品图 Product	产品名称 Product name	型号 Model	货号 PN	I/O连接类型 I/O connection type	工作电流 Working current	连接线 Cable
	机械手侧信号模块 Robot side signal module	QCSM-9R2	7.Y00862	9针D-SUB	MAX 3A	R9-1000 (1.Y06423)
	治具侧信号模块 Gripper side signal module	QCSM-9G2	7.Y00863	9针D-SUB	MAX 3A	G9-1000 (1.Y06424)

*R9-1000、G9-1000选配，连接线线长为1米
*R9-1000、G9-1000option,the cable's length is 1 meter

快换连接板/Interface (螺钉套件选配) (Kit With Screws Option)

注: 如需螺钉套件货号 and 型号加T 如: 型号SIP-90BT 货号7.Y00634-T
Note: If screw kits needed, add T to the part number and model number. eg: Model SIP-90BT Part number 7.Y00634-T



货号(PN)	7.Y00634
型号(Model)	SIP-90B
QC-G...	QC-G90
厚度(T)	3mm
螺钉选配件 Accessorier selection	
螺丝(Screws)	PTC-M5L12*4
双齿平垫(Single hole shim)	PTS-M5*4
T型螺母(T-Nuts)	PTN-M5*4
总重量(Weight)	190g



型材
钢管

支架
模组

快换
模组

夹具
模组

气动
剪刀

真空
模组

附件
Accessories

圆形手动快换 Round Manual Quick Changer

型材 / SUS Tube

支架模组

快换

夹具组件

气动剪刀

真空组件

附件

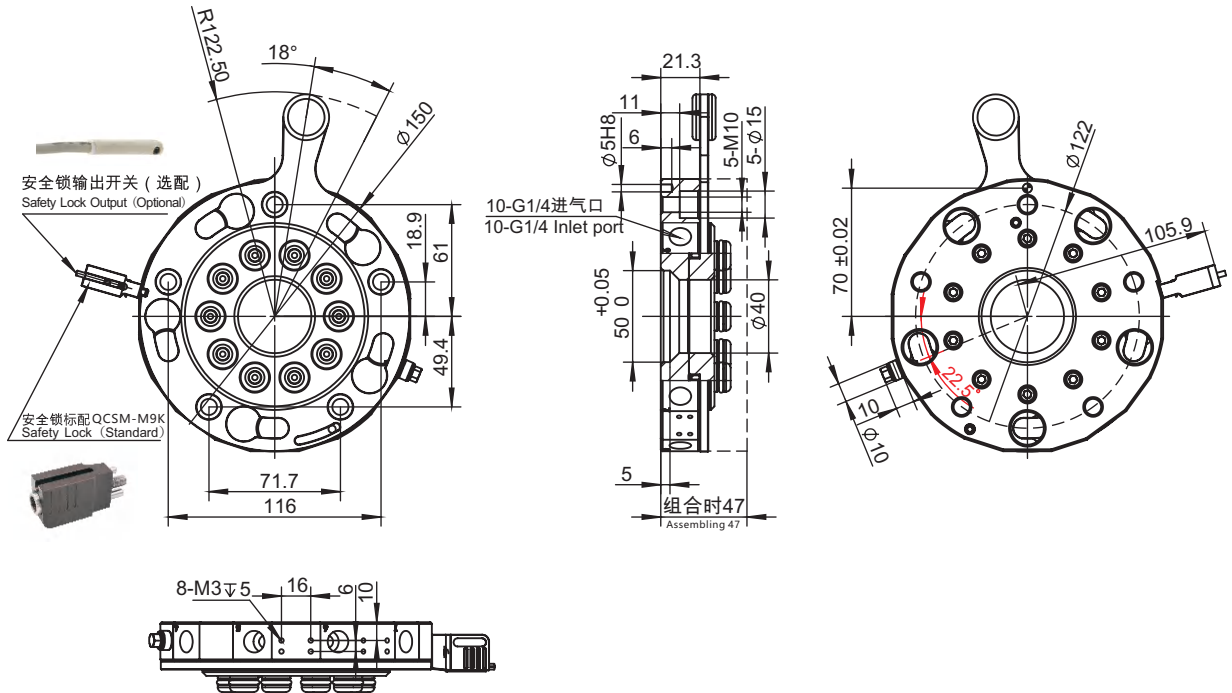
QC-150



产品参数/Parameter

型号	Model	QC150
介质	Medium	已过滤压缩空气 Filtered compressed air
压力范围	Pressure Range	5~6 bar
温度范围	Temperature Range	5 ~ 60 °C
机械手侧的快速转换模块	Robot side Quick Changer	QC-R150K
机械手侧的快速转换模块重量	Robot Side Quick Changer Weight	1159 g
治具侧的快速转换模块	Gripper Side Quick Changer	QC-G150
治具侧的快速转换模块重量	Gripper Side Quick Changer Weight	837 g
垂直拉力	Vertical Pulling Force F	1000N
旋转扭矩	Rotating Torque Mt	250Nm
翻转扭矩	Reversal Torque Mb	150Nm
建议负载	Recomended Payload	35kg
精度	Precision	±0.05
颜色	Colour	黑色 Black
直通型气孔尺寸 (数量)	Size of straight air hole(quantity)	10-G1/4

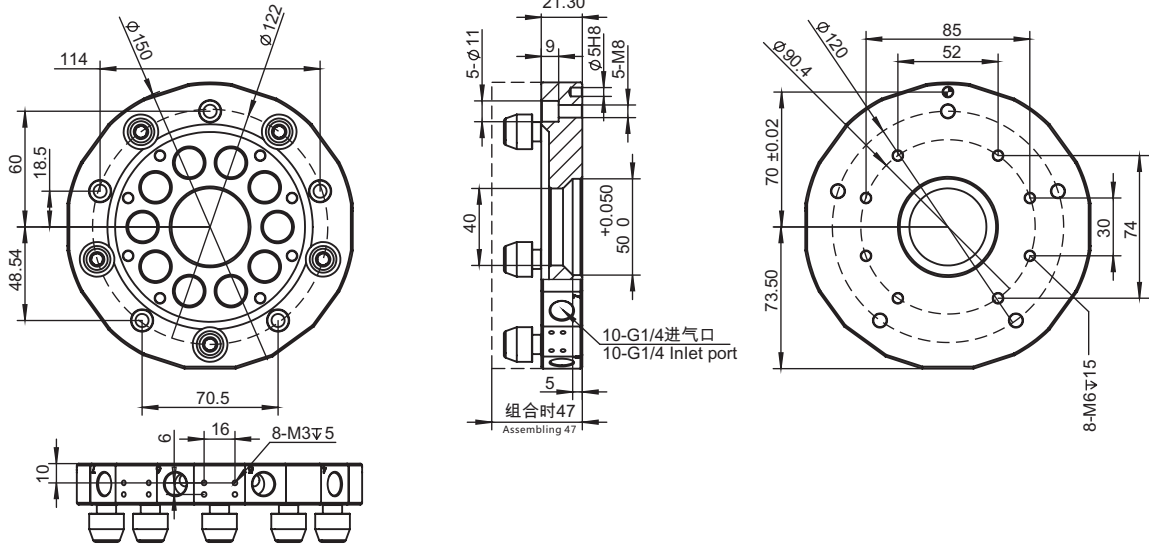
尺寸说明/Dimension



机械手侧的快速转换模块
Robot side quick changer

货号(PN)	8.Y00376
型号(Model)	QC-R150K

圆形手动快换 Round Manual Quick Changer



治具侧的快速转换模块
Gripper side quick changer

货号(PN)	8.Y00377
型号(Model)	QC-G150

模块类型/Module Type

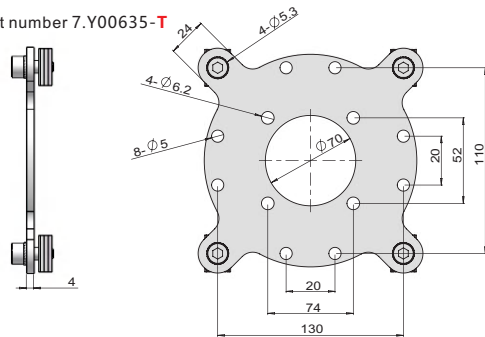
产品图 Product	产品名称 Product name	型号 Model	货号 PN	I/O连接类型 I/O connection type	工作电流 Working current	连接线 Cable
	机械手侧信号模块 Robot side signal module	QCSM-9R3	7.Y00819	9针D-SUB	MAX 3A	R9-1000 (1.Y06423)
	治具侧信号模块 Gripper side signal module	QCSM-9G3	7.Y00820	9针D-SUB	MAX 3A	G9-1000 (1.Y06424)

*R9-1000、G9-1000选配，连接线线长为1米
*R9-1000、G9-1000option,the cable's length is 1 meter

快换连接板/Interface (螺钉套件选配) (Kit With Screws Option)

注: 如需螺钉套件货号 and 型号加T 如: 型号SIP-160BT 货号7.Y00635-T

Note: If screw kits needed, add T to the part number and model number. eg: Model SIP-160BT Part number 7.Y00635-T



货号(PN)	7.Y00635
型号(Model)	SIP-160B
QC-G...	QC-G150/QC-G160
厚度(T)	4mm
螺钉选配件 Accessorier selection	
螺丝(Screws)	PTC-M5L12*4
双齿平垫(Single hole shim)	PTS-M5*4
T型螺母(T-Nuts)	PTN-M5*4
总重量(Weight)	540g



型材
钢管

支架
模组

快换

夹具
组件

气动
剪刀

真空
组件

附件
Accessory Components

圆形手动快换 Round Manual Quick Changer

型材 / SUS Tube

支架模组

快换

夹具组件

气动剪刀

真空组件

附件

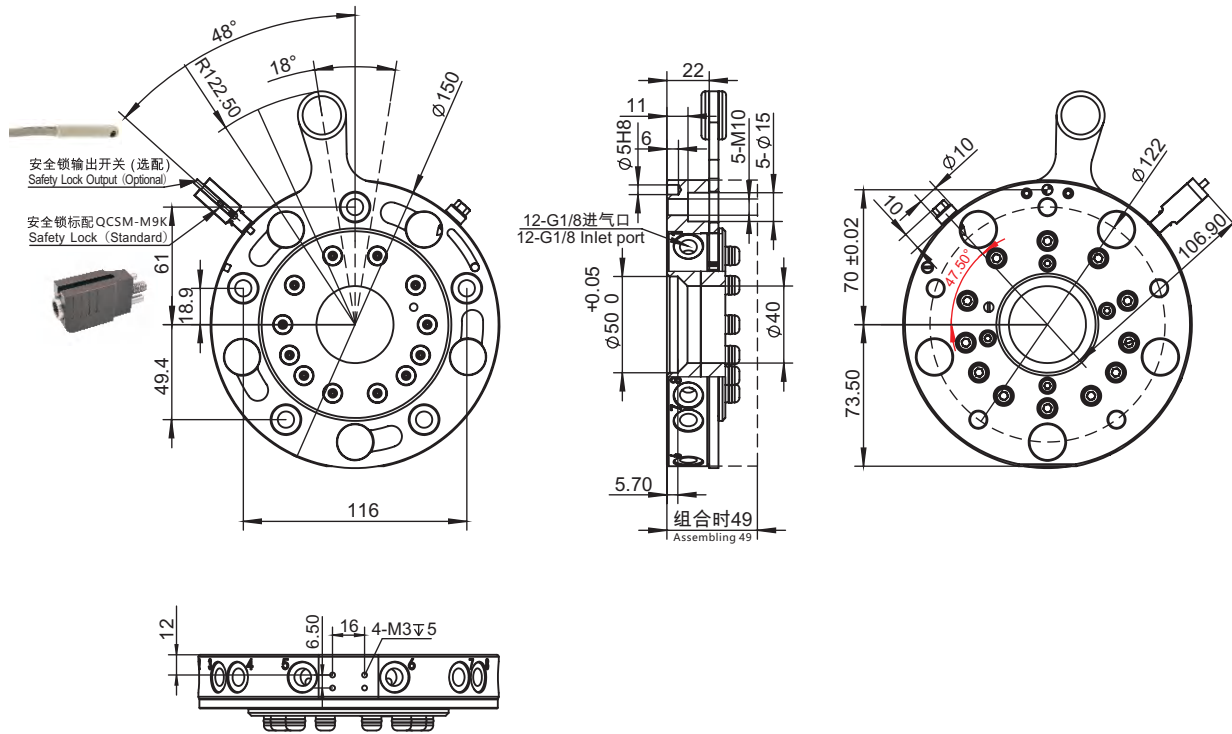
QC-160



产品参数/Parameter

型号	Model	QC160
介质	Medium	已过滤压缩空气 Filtered compressed air
压力范围	Pressure Range	5~6 bar
温度范围	Temperature Range	5 ~ 60 °C
机械手侧的快速转换模块	Robot side Quick Changer	QC-R160K
机械手侧的快速转换模块重量	Robot Side Quick Changer Weight	1200 g
治具侧的快速转换模块	Gripper Side Quick Changer	QC-G160
治具侧的快速转换模块重量	Gripper Side Quick Changer Weight	900 g
垂直拉力	Vertical Pulling Force F	1000N
旋转扭矩	Rotating Torque Mt	250Nm
翻转扭矩	Reversal Torque Mb	150Nm
建议负载	Recomended Payload	35kg
精度	Precision	±0.05
颜色	Colour	古铜色 Brass
直通型气孔尺寸 (数量)	Size of straight air hole(quantity)	12-G1/8

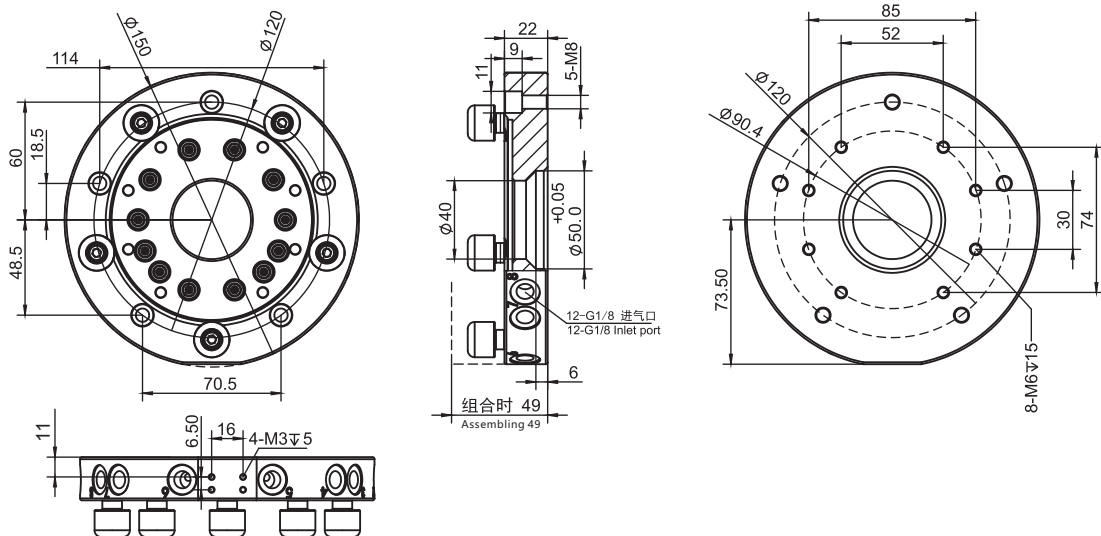
尺寸说明/Dimension



机械手侧的快速转换模块
Robot side quick changer

货号(PN)	8.Y00360
型号(Model)	QC-R160K

圆形手动快换 Round Manual Quick Changer



治具侧的快速转换模块
Gripper side quick changer

货号(PN)	8.Y00053
型号(Model)	QC-G160

模块类型/Module Type

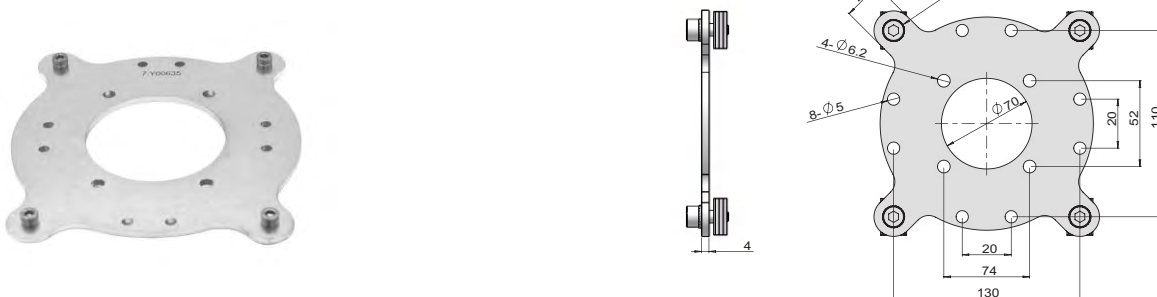
产品图 Product	产品名称 Product name	型号 Model	货号 PN	I/O连接类型 I/O connection type	工作电流 Working current	连接线 Cable
	机械手侧信号模块 Robot side signal module	QCSM-9R2	7.Y00862	9针D-SUB	MAX 3A	R9-1000 (1.Y06423)
	治具侧信号模块 Gripper side signal module	QCSM-9G2	7.Y00863	9针D-SUB	MAX 3A	G9-1000 (1.Y06424)

*R9-1000、G9-1000选配，连接线线长为1米
*R9-1000、G9-1000option,the cable's length is 1 meter

快换连接板/Interface (螺钉套件选配) (Kit With Screws Option)

注: 如需螺钉套件货号 and 型号加T 如: 型号SIP-160BT 货号7.Y00635-T

Note: If screw kits needed, add T to the part number and model number. eg: Model SIP-160BT Part number 7.Y00635-T



货号(PN)	7.Y00635
型号(Model)	SIP-160B
QC-G...	QC-G150/QC-G160
厚度(T)	4mm
螺钉选配件 Accessorier selection	
螺丝(Screws)	PTC-M5L12*4
双齿平垫(Single hole shim)	PTS-M5*4
T型螺母(T-Nuts)	PTN-M5*4
总重量(Weight)	540g



型材 / SUS Tube

支架模组

快换

夹具组件

气动剪刀

真空组件

附件

圆形手动快换 Round Manual Quick Changer

型材 / SUS Tube

支架模组

快换

夹具组件

气动剪刀

真空组件

附件

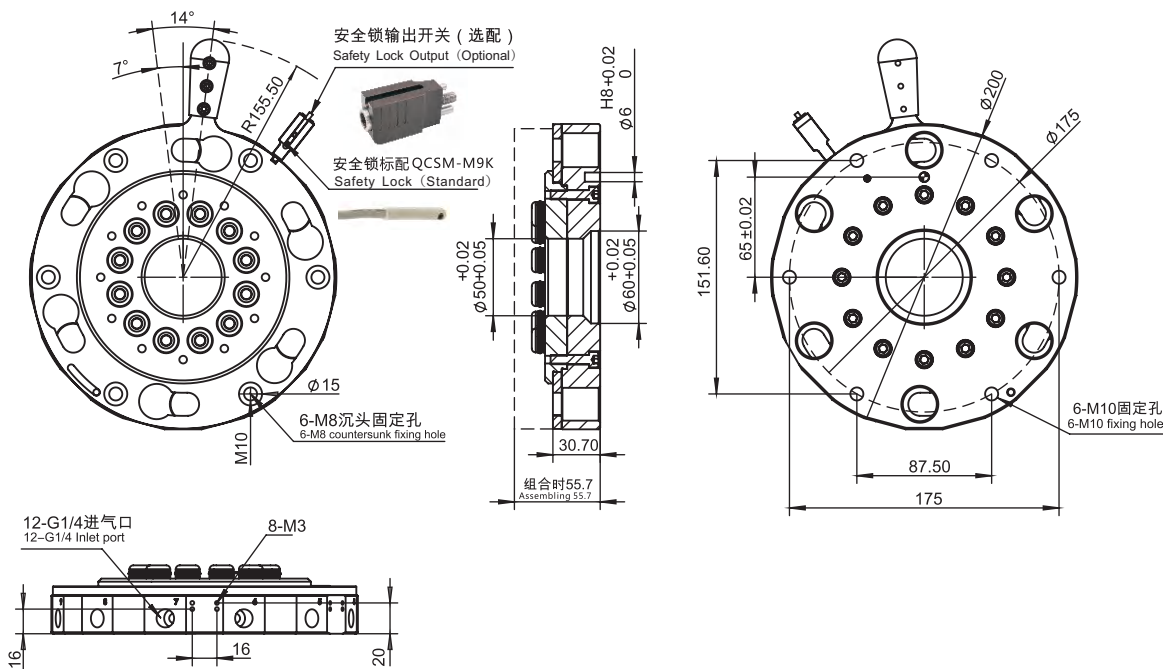
QC-200



产品参数/Parameter

型号	Model	QC200
介质	Medium	已过滤压缩空气 Filtered compressed air
压力范围	Pressure Range	5~6 bar
温度范围	Temperature Range	5 ~ 60 °C
机械手侧的快速转换模块	Robot side Quick Changer	QC-R200K
机械手侧的快速转换模块重量	Robot Side Quick Changer Weight	2640 g
治具侧的快速转换模块	Gripper Side Quick Changer	QC-G200
治具侧的快速转换模块重量	Gripper Side Quick Changer Weight	1890 g
垂直拉力	Vertical Pulling Force F	2000N
旋转扭矩	Rotating Torque Mt	600Nm
翻转扭矩	Reversal Torque Mb	300Nm
建议负载	Recomended Payload	75kg
精度	Precision	±0.05
颜色	Colour	黑色 Black
直通型气孔尺寸 (数量)	Size of straight air hole(quantity)	12-G1/4

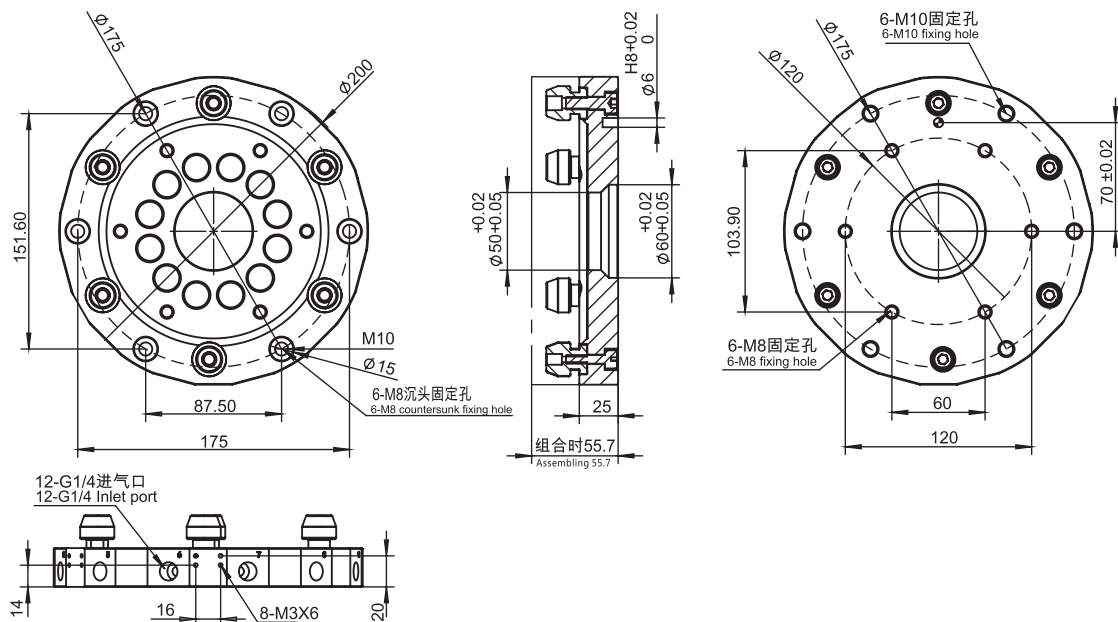
尺寸说明/Dimension



机械手侧的快速转换模块
Robot side quick changer

货号(PN)	8.Y00209
型号(Model)	QC-R200K

圆形手动快换 Round Manual Quick Changer



治具侧的快速转换模块
Gripper side quick changer

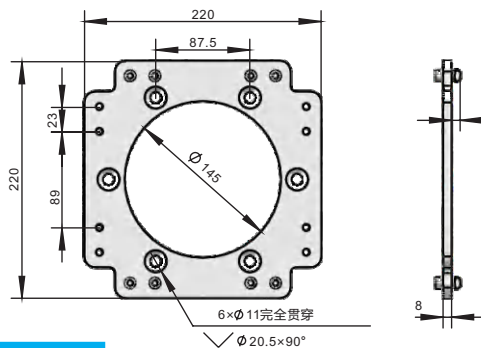
货号(PN)	8.Y00208
型号(Model)	QC-G200

模块类型/Module Type


产品图 Product	产品名称 Product name	型号 Model	货号 PN	I/O连接类型 I/O connection type	工作电流 Working current	连接线 Cable
	机械手侧信号模块 Robot side signal module	QCSM-9R4	7.Y00821	9针D-SUB	MAX 3A	R9-1000 (1.Y06423)
	治具侧信号模块 Gripper side signal module	QCSM-9G4	7.Y00822	9针D-SUB	MAX 3A	G9-1000 (1.Y06424)

*R9-1000、G9-1000选配，连接线线长为1米
*R9-1000、G9-1000option,the cable's length is 1 meter

快换连接板/Interface



货号(PN)	7.Y00865
型号(Model)	SIP-200B
QC-G...	QC-G200
厚度(T)	8mm
总重量(Weight)	578g
螺钉选配件 Accessorier selection	
螺丝(Screws)	PTC-M5L16*16
双齿平垫(Single hole shim)	PTS-M5*16
T型螺母(T-Nuts)	PTN-M5*16



型材 / SUS Tube

支架模组

快换

夹具组件

气动剪刀

真空组件

附件

方形手动快换 Square Manual Quick Changer

型材 / SUS Tube

支架模组
Stents Module

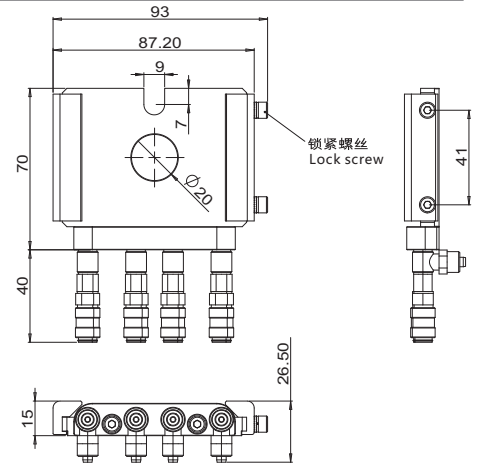
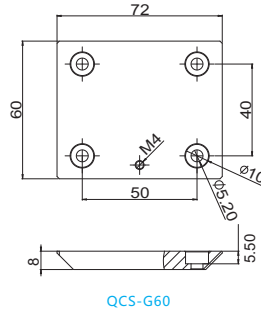
快换
Quick Changer

夹具组件
Grip Module

气动剪刀
Air Nipper

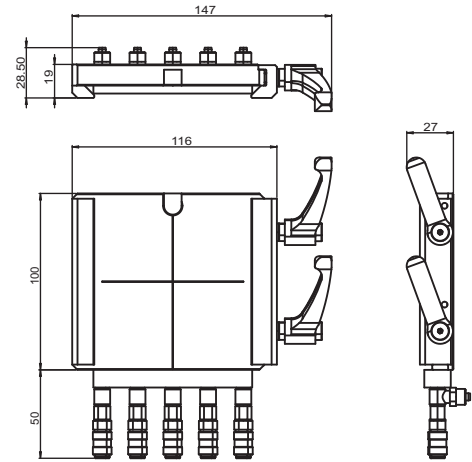
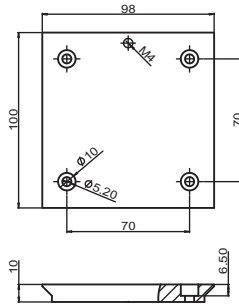
真空组件
Vacuum Module

附件
Accessory Components



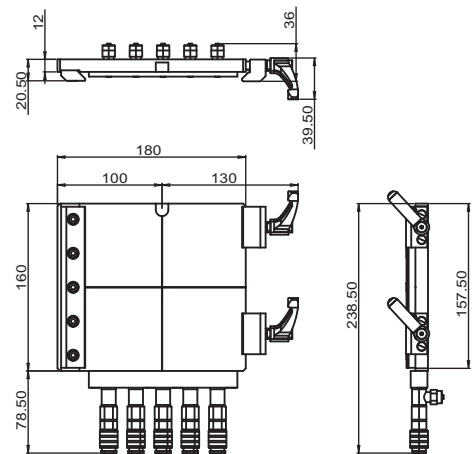
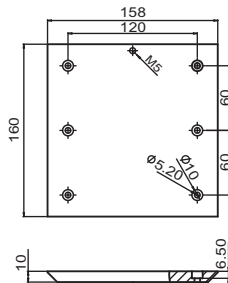

气管接头模组(选配)
Threaded Hose Module(Optional)

货号(PN)	8.Y00081	8.Y00082	1.Y03525	1.Y03524
型号(Model)	QCS-R60	QCS-G60	KCH04-M5	KCH06-M5
负载(Load)	70N		-	-
重量/Weight	148g	79g	7g	9g



气管接头模组(选配)
Threaded Hose Module(Optional)

货号(PN)	7.Y00332	7.Y00175	7.Y00860	7.Y00861	7.Y00334	1.Y04667
型号(Model)	QCS-R100	QCS-G100	KCH04-M5*5	KCH06-M5*5	MS-10SF*5	MS-10PF
负载(Load)	300N		-	-	-	-
重量/Weight	463g	240g	86g	96g	196g	11g



气管接头模组(选配)
Threaded Hose Module(Optional)

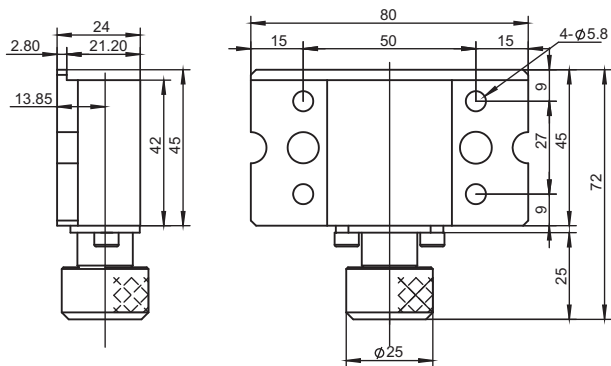
货号(PN)	7.Y00160	7.Y00161	7.Y02016	7.Y02017	7.Y02018	1.Y20004
型号(Model)	QCS-R160	QCS-G160	KCH104-M5*5	KCH106-M5*5	MS1-10SF*5	MS1-10PF
负载(Load)	800N		-	-	-	-
重量/Weight	1198g	634g	86g	96g	196g	11g

L形手动快换 L-Type Manual Quick Changer



货号(PN)	1.Y01275
型号(Model)	QCL15R-Y

※超硬铝制
 ※重量: 185g
 ※安装位置: 机械手侧
 ※可搬重量: ~15kg
 ※Superhard aluminum
 ※Weight: 185g
 ※Installation location: Robot side
 ※Load weight: ~15kg



型材 / SUS Tube

支架模组

快换

夹具组件

气动剪刀

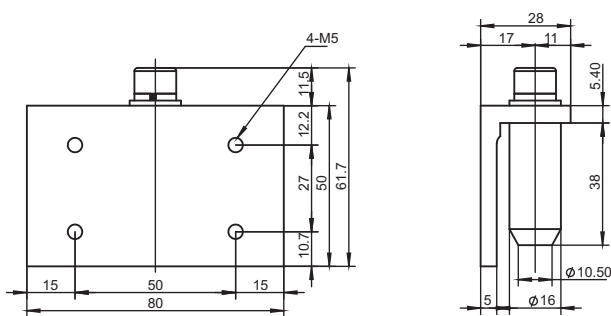
真空组件

附件

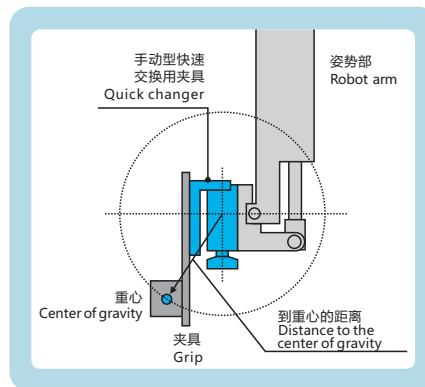


货号(PN)	1.Y01276
型号(Model)	QCL15G-Y

※钢制
 ※重量: 294g
 ※安装位置: 夹具侧
 ※可搬重量: ~15kg
 ※Steel
 ※Weight: 294g
 ※Installation location: Grip side
 ※Load weight: ~15kg



运用实例 / Application



L形手动快换 L-Type Manual Quick Changer

型材 / SUS Tube

支架模组

快换

夹具组件

气动剪刀

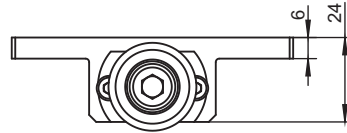
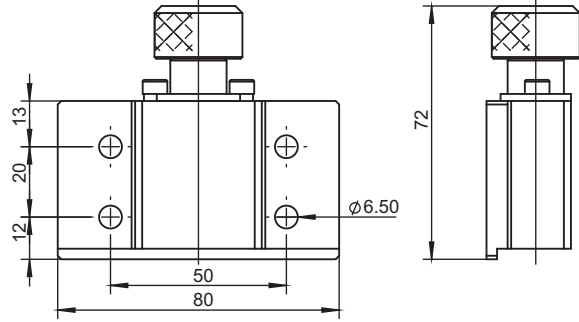
真空组件

附件



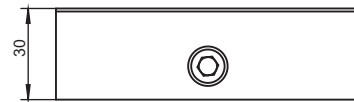
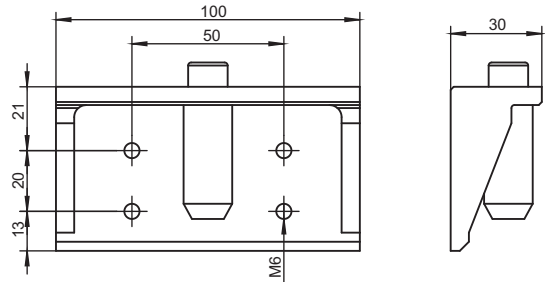
货号(PN)	8.Y00236
型号(Model)	QCL15R-S

- ※超硬铝制
- ※重量: 190g
- ※安装位置: 机械手侧
- ※可搬重量: ~15kg
- ※Superhard aluminum
- ※Weight: 190g
- ※Installation location: Robot side
- ※Load weight: ~15kg

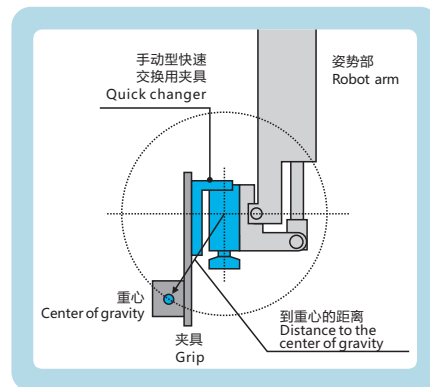


货号(PN)	8.Y00235
型号(Model)	QCL15G-S

- ※超硬铝制
- ※重量: 197g
- ※安装位置: 夹具侧
- ※可搬重量: ~15kg
- ※Superhard aluminum
- ※Weight: 197g
- ※Installation location: Grip side
- ※Load weight: ~15kg



运用实例 / Application



L形手动快换 L-Type Manual Quick Changer



货号(PN)	8.Y00101
型号(Model)	QCL35R-S

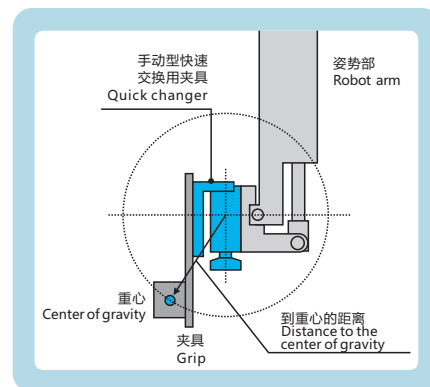
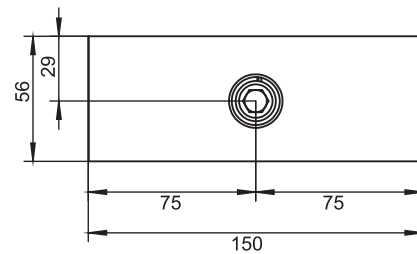
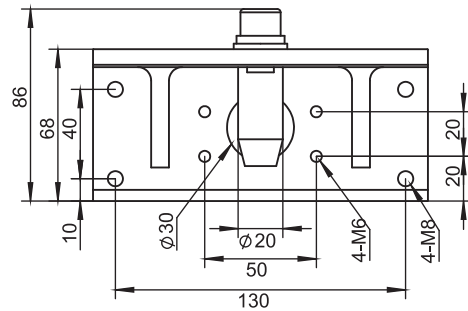
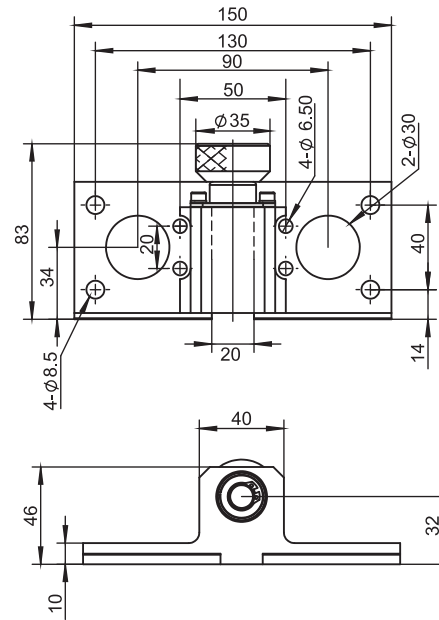
- ※超硬铝制
- ※重量: 505g
- ※安装位置: 机械手侧
- ※可搬重量: ~35kg
- ※Superhard aluminum
- ※Weight: 505g
- ※Installation location: Robot side
- ※Load weight: ~35kg



货号(PN)	8.Y00102
型号(Model)	QCL35G-S

- ※超硬铝制
- ※重量: 565g
- ※安装位置: 夹具侧
- ※可搬重量: ~35kg
- ※Superhard aluminum
- ※Weight: 565g
- ※Installation location: Grip side
- ※Load weight: ~35kg

运用实例 / Application



型材 / SUS Tube

支架模组

快换

夹具组件

气动剪刀

真空组件

附件

手动快速转换模块 Manual Quick Changer Module

型材
SUS Tube

支架
模组

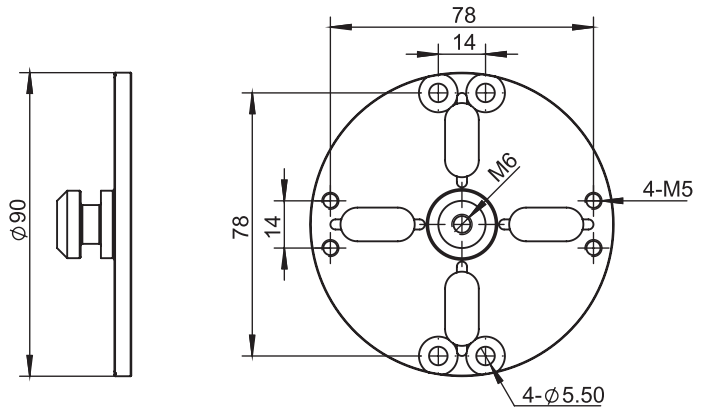
快速
转换器

夹具
组件

气动
剪刀

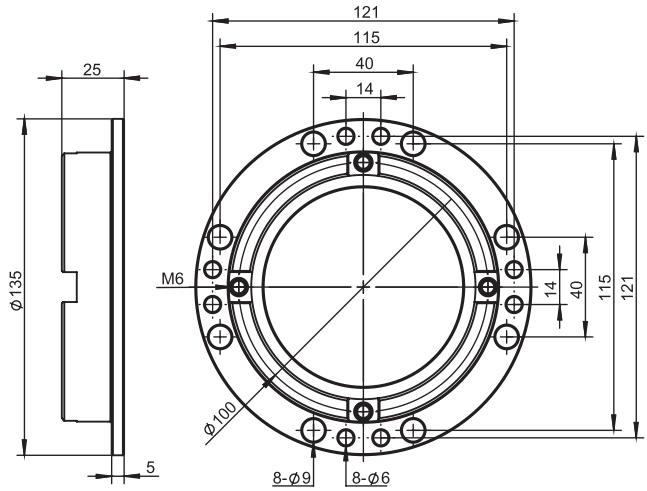
真空
组件

附件
Accessories Components



货号(PN)	4.Y00480
型号(Model)	BP90


- ※ 铁制品
- ※ 重量: 234g
- ※ 安装位置: 夹具侧
- ※ Iron products
- ※ Weight: 234g
- ※ Installation location: Grip side



货号(PN)	4.Y00497
型号(Model)	BP135


- ※ 铁制品
- ※ 重量: 660g
- ※ 安装位置: 夹具侧
- ※ Iron products
- ※ Weight: 660g
- ※ Installation location: Grip side

方形自动快换 Square Automatic Quick Changer



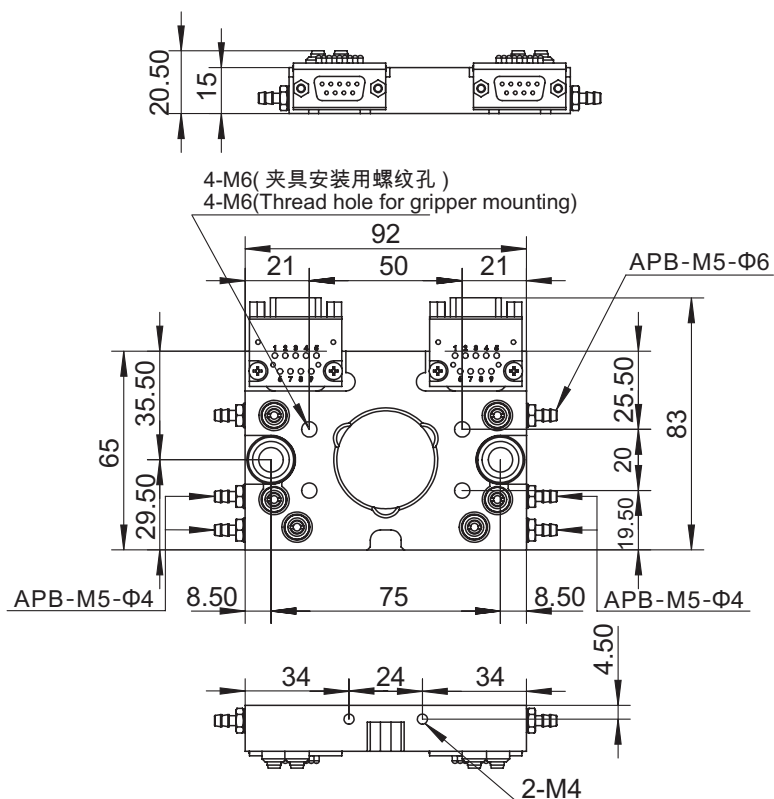
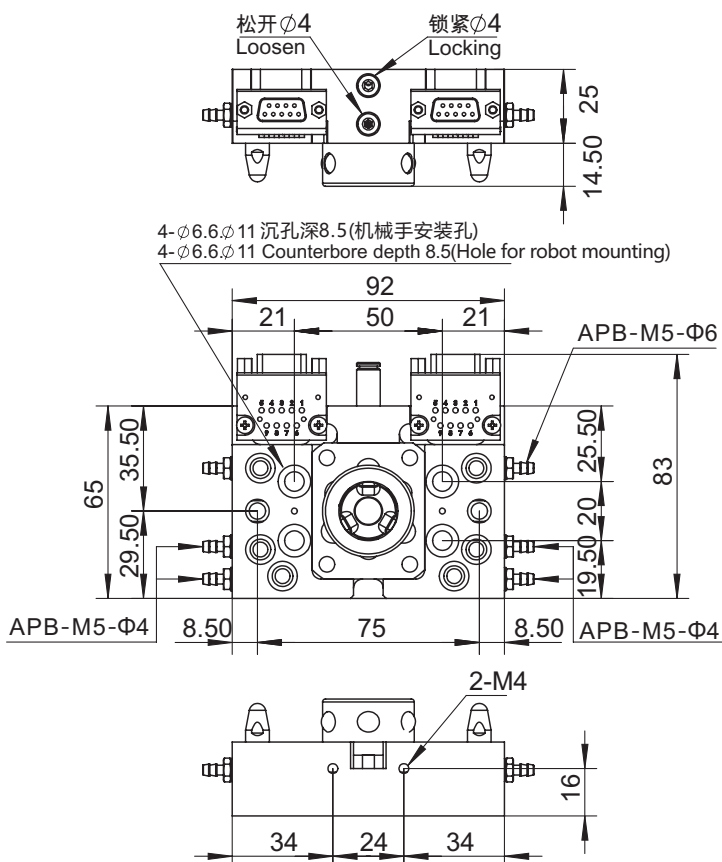
货号(PN)	8.Y00037
型号(Model)	QCA-S10R

- ※安装位置: 机械手侧
- ※重量: 466g
- ※可搬重量: ~10kg
- ※Installation location: Robot side
- ※Weight: 466g
- ※Load weight: ~10kg



货号(PN)	8.Y00038
型号(Model)	QCA-S10G

- ※安装位置: 夹具侧
- ※重量: 230g
- ※可搬重量: ~10kg
- ※Installation location: Gripper side
- ※Weight: 230g
- ※Load weight: ~10kg



型材
钢管

支架
模组

快换

夹具
组件

气动
剪刀

真空
组件

附件

平行夹 Parallel Gripper

型材 · SUS Tube
Profile · SUS Tube

支架模组
Stents Module

快换
Quick Changer

夹具组件
Grip Module

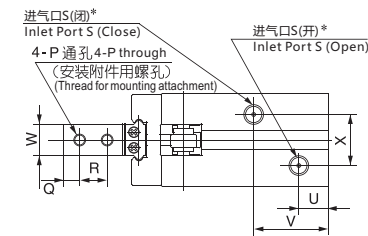
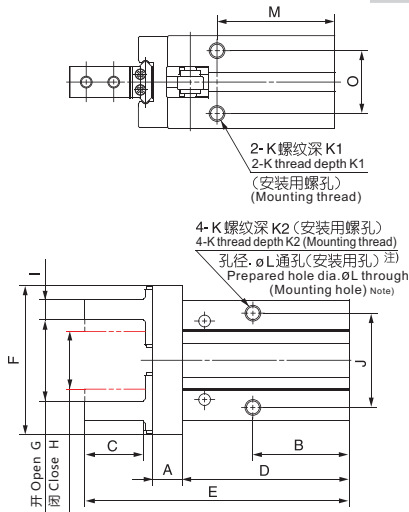
气动剪刀
Air Nipper

真空组件
Vacuum Module

附件
Accessory Components



货号(PN)	S	1.Y00258	1.Y00257	1.Y03080	1.Y09884	1.Y09885	1.Y09887
	D	1.Y00252	1.Y00256	1.Y02703	1.Y09338	1.Y09886	1.Y09888
型号(Model)	S	GMHZ2-10S	GMHZ2-16S	GMHZ2-20S	GMHZ2-25S	GMHZ2-32S	GMHZ2-40S
	D	GMHZ2-10D	GMHZ2-16D	GMHZ2-20D	GMHZ2-25D	GMHZ2-32D	GMHZ2-40D
缸径 Bore		10	16	20	25	32	40
使用流体 Fluid		空气 Air					
使用压力 范围(MPa) Operating pressure range	单作用 Single action	0.35~0.7		0.25~0.7			
	双作用 Double action	0.2~0.7		0.1~0.7			
环境及流体温度 Environment and fluid temperature		-10~60°C					
重复精度(mm) Repeatability accuracy		±0.01				±0.02	
最高使用频率(c.p.m) Maximum frequency of use		180				60	
动作方式 Action mode		单作用·双作用 Single action · Double action					
磁性开关(可选项) Magnetic switch (optional)		无触点磁性开关 Contactless magnetic switch					
接管口径 Pipe Size		M3×0.5		M5×0.8			
重量(Weight)	S	53g	123g	227g	309g	415g	543g
	D	52.5g	120g	225g	314g	410g	537g



* 单作用的情况，一侧通孔变成呼吸孔。
* For single action, the port on one side is a breathing hole.

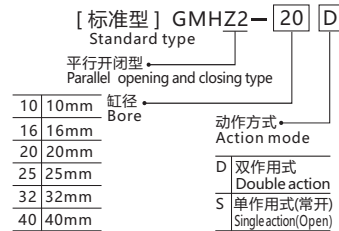
尺寸表(mm) Dimensions table

缸径(Bore)	A	B	C	D	E	F	G	H	I	J	K	K1	K2	K3	∅L	M	N
10	6	23	12	37.8	57	29	15.2 ^{+0.2} _{-0.2}	11.2 ^{+0.2} _{-0.2}	4 ^{+0.1} _{-0.1}	16	M3x0.5	6	5.5	6	2.6	27	∅11H9T2
16	7.5	24.5	15	42.5	67.3	38	20.9 ^{+0.2} _{-0.2}	14.9 ^{+0.2} _{-0.2}	5 ^{+0.1} _{-0.1}	24	M4x0.7	4.5	8	8	3.4	30	∅17H9T2
20	9.5	29	20	52.8	84.8	50	26.3 ^{+0.2} _{-0.2}	16.3 ^{+0.2} _{-0.2}	8 ^{+0.1} _{-0.1}	30	M5x0.8	8	10	10	4.3	35	∅21H9T3
25	11	30	25	63.6	102.7	63	33.3 ^{+0.2} _{-0.2}	19.3 ^{+0.2} _{-0.2}	10 ^{+0.1} _{-0.1}	36	M6x1	10	12	12	5.1	36.5	∅26H9T3.5
32	12	40(49)	29	67(76)	113(122)	97	48 ^{+0.5} _{-0.5}	26 ^{+0.5} _{-0.5}	12 ^{+0.1} _{-0.1}	46	M6x1	10	13	13	5.1	48(57)	∅34H9T4
40	15	49(62)	36	83(96)	139(152)	119	60 ^{+0.7} _{-0.7}	30 ^{+0.8} _{-0.8}	14 ^{+0.1} _{-0.1}	56	M8x1.25	13	16	17	6.6	58(71)	∅42H9T4

缸径(Bore)	O	P	Q	R	S	T	U	V	W	X	Y	Z	Y1	Y2	AA	BB	CC	DD	EE
10	11.4	M2.5x0.45	3	5.7	M3x0.5	23	9	19	5 ^{+0.05} _{-0.05}	11	∅2H9T3	16.4 ^{+0.05} _{-0.05}	5.2 ^{+0.02} _{-0.02}	7.6 ^{+0.02} _{-0.02}	18	12	-	-	-
16	16	M3x0.5	4	7	M5x0.8	30.6	7.5	19	8 ^{+0.05} _{-0.05}	13	∅3H9T3	23.6 ^{+0.05} _{-0.05}	6.5 ^{+0.02} _{-0.02}	11 ^{+0.02} _{-0.02}	22	15	11.6	2.1	5.8
20	18.6	M4x0.7	5	9	M5x0.8	42	10	23	10 ^{+0.05} _{-0.05}	15	∅4H9T4	27.6 ^{+0.05} _{-0.05}	7.5 ^{+0.02} _{-0.02}	16.8 ^{+0.02} _{-0.02}	32	18	14	2.1	9
25	22	M5x0.8	6	12	M5x0.8	52	10.7	23.5	12 ^{+0.05} _{-0.05}	20	∅4H9T4	33.6 ^{+0.05} _{-0.05}	10 ^{+0.02} _{-0.02}	21.8 ^{+0.02} _{-0.02}	40	22	19	3.5	11.5
32	26	M6x1	7	14	M5x0.8	60	11	31(37)	15 ^{+0.05} _{-0.05}	24	∅5H9T5	40 ^{+0.1} _{-0.1}	12 ^{+0.02} _{-0.02}	23 ^{+0.02} _{-0.02}	46	26	24	3.3	11.5
40	32	M8x1.25	9	17	M5x0.8	72	12	38(45)	18 ^{+0.05} _{-0.05}	28	∅5H9T5	48 ^{+0.1} _{-0.1}	14 ^{+0.02} _{-0.02}	29 ^{+0.02} _{-0.02}	56	32	29.4	3.7	13

开关选择请参考 P190 页
For switch selection, please refer to page P191.

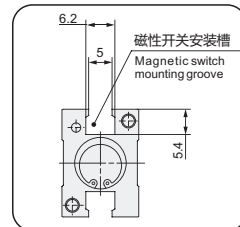
注) () 内的尺寸为单动的尺寸
The size of the single action is within ().



夹持力 / Gripping force

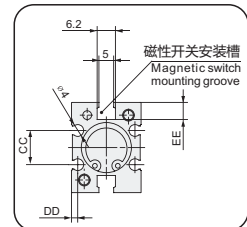
型号 Model	夹持力 N / Gripping force N			开闭行程 (两侧) mm
	每个手指夹持力的有效值 Gripping force per finger Effective value			
	双动(D) Double action	单动(S) Single action	开闭行程 Opening/Closing stroke (Both sides) (mm)	
	外径/External	内径/Internal	外径/External	
GMHZ2-10□	11	17	7.1	4
GMHZ2-16□	34	45	27	6
GMHZ2-20□	42	66	33	10
GMHZ2-25□	65	104	45	14
GMHZ2-32□	158	193	131	22
GMHZ2-40□	254	318	217	30

GMHZ2-10□的磁性开关安装槽尺寸
GMHZ2-10□ Magnetic Switch Mounting Groove Dimensions



注) 使用磁性开关时, 气爪不可以通孔安装
Note) When using Magnetic switches, throughhole mounting is not possible.

GMHZ2-□的磁性开关安装槽尺寸
GMHZ2-□ Magnetic Switch Mounting Groove Dimensions

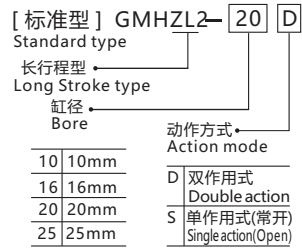
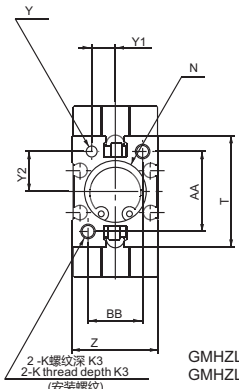
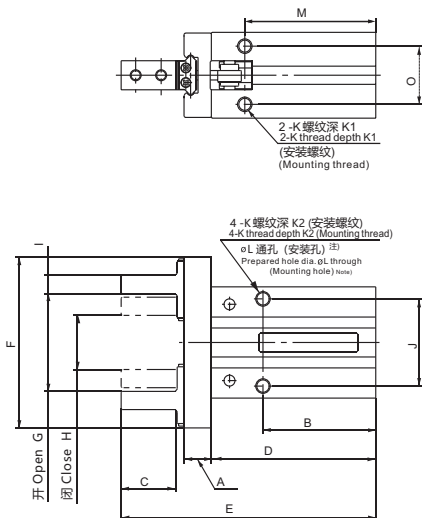


注) 使用磁性开关 D-Y59、D-Y69 及 D-Y7 时, 气爪不可以通孔安装
Note) When using Magnetic switches D-Y59、D-Y69、D-Y7, throughhole mounting is not possible.

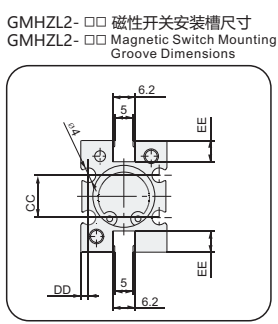
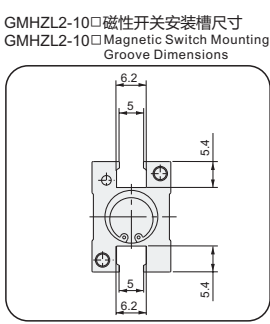
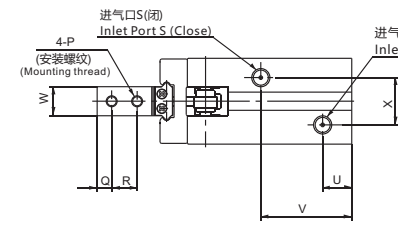
加长平行夹 Lengthen Parallel Gripper



货号(PN)	S	1.Y09405	1.Y08175	1.Y09882	1.Y09883
	D	1.Y07974	1.Y08146	1.Y07975	1.Y08802
型号(Model)	S	GMHZL2-10S	GMHZL2-16S	GMHZL2-20S	GMHZL2-25S
	D	GMHZL2-10D	GMHZL2-16D	GMHZL2-20D	GMHZL2-25D
缸径 Bore	10		16	20	25
使用流体 Fluid	空气 Air				
使用压力 范围(MPa) Operating pressure range	单作用 Single action	0.35~0.7		0.25~0.7	
	双作用 Double action	0.2~0.7		0.1~0.7	
环境及流体温度 Environment and fluid temperature	-10~60°C				
重复精度(mm) Repeatability accuracy	±0.01				
最高使用频率(c.p.m) Maximum frequency of use	120				
动作方式 Action mode	单作用·双作用 Single action · Double action				
磁性开关(可选项) Magnetic switch (optional)	无触点磁性开关 Contactless magnetic switch				
接管口径 Pipe Size	M3×0.5		M5×0.8		
重量(Weight)	S	63g	139g	218g	302g
	D	59g	130g	211g	293g



型号 Model	夹持力 N / Gripping force N			开闭行程 (两侧) mm Opening/Closing stroke (Both sides) (mm)
	每个手指夹持力的有效值 Gripping force per finger Effective value			
	双动(D) Double action		单动(S) Single action	
GMHZL2-10 □	11	17	7.1	8
GMHZL2-16 □	34	45	27	12
GMHZL2-20 □	42	66	33	18
GMHZL2-25 □	65	104	50	22



* 单作用的情况，一侧接口变成呼吸孔
* For single action, the port on one side is a breathing hole.

尺寸表(mm) Dimensions table

缸径(Bore)	A	B	C	D	E	F	G	H	I	J	K	K1	K2	K3	øL	M	N
10	6	25(35)	12	37.8(47.8)	57(67)	35	19.2 ^{±0.2}	11.2 ^{±0.4}	4 ^{±0.1}	16	M3x0.5	6	5.5	6	2.6	29(39)	ø11H9/JS2
16	7.5	31(36)	15	45.2(50.2)	70(75)	47	26.9 ^{±0.2}	14.9 ^{±0.4}	5 ^{±0.1}	24	M4x0.7	4.5	8	8	3.4	36(41)	ø17H9/JS2
20	9.5	36(42)	20	58(64)	90(96)	62	34.3 ^{±0.4}	16.3 ^{±0.4}	8 ^{±0.1}	30	M5x0.5	8	10	10	4.3	43(49)	ø21H9/JS3
25	11	40(50)	25	66.9(76.9)	106(116)	75	41.3 ^{±0.6}	19.3 ^{±0.4}	10 ^{±0.1}	36	M6x1	10	12	12	5.1	48(58)	ø26H9/JS3.5

缸径(Bore)	O	P	Q	R	S	T	U	V	W	X	Y	Z	Y1	Y2	AA	BB	CC	DD	EE
10	11.4	M2.5x0.45	3	5.7	M3x0.5	23	8	21(31)	5 ^{±0.05}	11	ø2H9/JS3	16.4 ^{±0.05}	5.2 ^{±0.02}	7.6 ^{±0.02}	18	12	-	-	-
16	16	M3x0.5	4	7	M5x0.8	30.6	8	25(30)	8 ^{±0.05}	13	ø2H9/JS3	23.6 ^{±0.05}	6.5 ^{±0.02}	11 ^{±0.02}	22	15	11.6	2.1	5.8
20	18.6	M4x0.7	5	9	M5x0.8	42	10	30(36)	10 ^{±0.05}	15	ø4H9/JS4	27.6 ^{±0.05}	7.5 ^{±0.02}	16.8 ^{±0.02}	32	18	14	2.1	9
25	22	M5x0.8	6	12	M5x0.8	52	10	33(43)	12 ^{±0.05}	20	ø4H9/JS4	33.6 ^{±0.05}	10 ^{±0.02}	21.8 ^{±0.02}	40	22	19	3.5	11.5

开关选择请参考 P190 页
For switch selection, please refer to page P191.

注) () 内的尺寸为单动的尺寸
The size of the single action is within ().

Profile / SUS Tube
Stents Module
Quick Changer
Grip Module
Air Nipper
Vacuum Module
Accessory Components

Y型夹 Y Type Gripper

型材 / SUS Tube
Profile / SUS Tube

支架模组
Stents Module

快换
Quick Changer

夹具组件
Grip Module

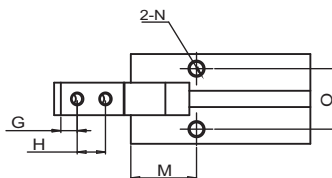
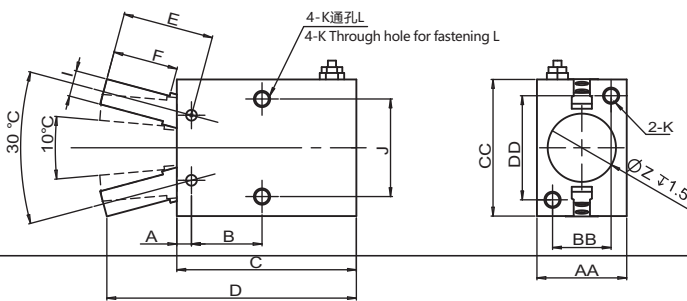
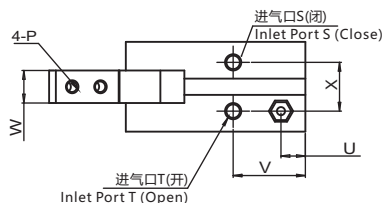
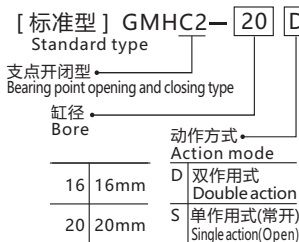
气动剪刀
Air Nipper

真空组件
Vacuum Module

附件
Accessory Components



货号(PN)	S	1.Y02014	1.Y02730
	D	1.Y05738	1.Y04328
型号(Model)	S	GMHC2-16S	GMHC2-20S
	D	GMHC2-16D	GMHC2-20D
缸径 Bore	16		20
使用流体 Fluid	空气 Air		
使用压力 范围(MPa) Operating pressure range	单作用 Single action	0.1~0.6	
	双作用 Double action	0.25~0.6	
环境及流体温度 Environment and fluid temperature	-10~60°C		
最高使用频率(c.p.m) Maximum frequency of use	180c.p.m		
重复精度(mm) Repeatability accuracy	±0.01		
重量(Weight)	S	99g	167g
	D	108g	177g



缸径 (Bore) (mm)															接管口径 Pipe Size											
	A	B	C	D	E	F	G	H	I	J	K	L	M	N	O	P	S	T	U	V	W	X	Z	AA	BB	CC
16	3.9	16.2	44.6	62.5	22.6	16	4	7	7	24	M4X0.7 ∇ 8	3.4	10.7	M4X0.7 ∇ 8	16	M3X0.5	M5X0.8	7	18.3	8	13	17	23.6	15	30.6	22
20	4.5	21.7	55.2	78.7	28	20	5.2	9	8	30	M5X0.8 ∇ 10	4.3	15.7	M5X0.8 ∇ 8	8.6	M4X0.7	M5X0.8	7.5	22.2	10	15	21	27.6	18	42	32

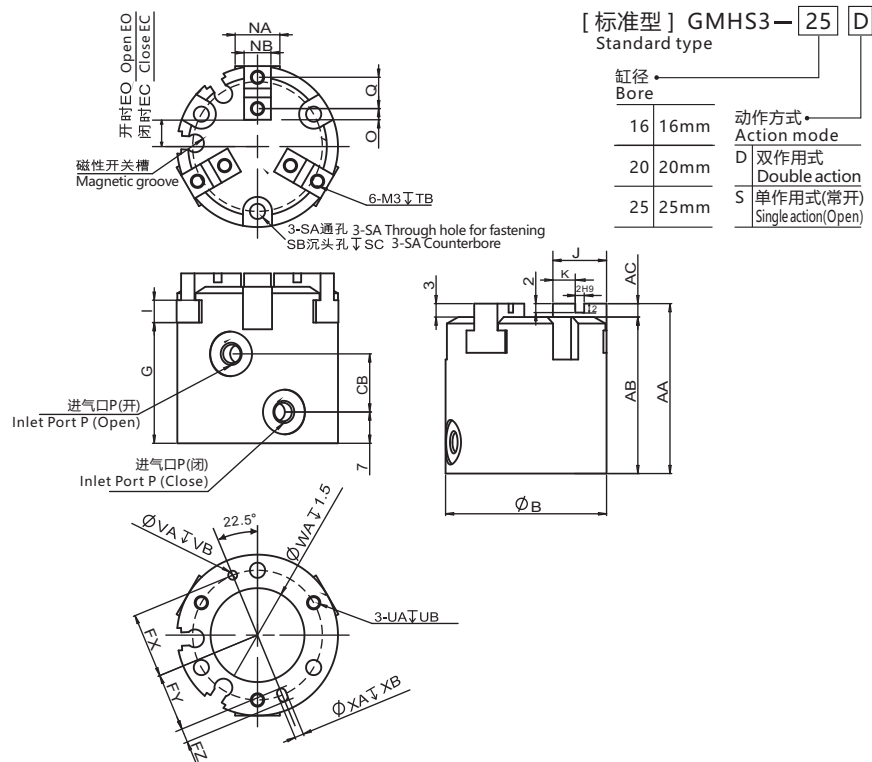
开关选择请参考 P190 页
For switch selection, please refer to page P191.

三爪夹 Three Jaws Gripper



货号(PN)	1.Y04529	1.Y04764	1.Y05750	
型号(Model)	GMHS3-16D	GMHS3-20D	GMHS3-25D	
缸径 Bore	16	20	25	
使用流体 Fluid	空气 Air			
使用压力范围 Operating pressure range	0.2~0.6MPa			
环境及流体温度 Environment and fluid temperature	-10~60°C			
重复精度(mm) Repeatability accuracy	±0.01			
最高使用频率(c.p.m) Maximum frequency of use	120c.p.m			
动作方式 action mode	双作用 Double action			
注)夹持力N 压力0.5MPa Note) gripping force N Pressure 0.5MPa	外径夹持 External diameter clamping	14	25	42
	内径夹持 Internal diameter clamping	16	28	47
	带防尘罩外径夹持 External diameter clamping with dust cover	9	21	36
	带罩·标准型手指行程 Standard finger stroke with hood	4	4	6
长行程手指行程 Long stroke finger stroke	10	10	12	
接管口径Rc Pipe Size	M3×0.5	M5×0.8		
磁性开关 Magnetic switch	内置磁环型 Built in magnetic ring type			
重量 Weight	59g	96.7g	138g	

注)夹持外径时的夹持力, Ø16-Ø25的夹持点距离L=20mm时的数值
 Note)Clamping force when holding the outside diameter,
 The value of the holding point of Ø16-Ø25 is L=20mm



缸径(Bore)	AA	AB	B	CB	EC	EO	FX	FY	FZ	G	I	J	K	NA	NB
16	35	32	30	11	5	7	12.5	11	3	25	4	10	4	8	5h9
20	38	35	36	13	6	8	14.5	13	3	27	5	12	5	10	6h9
25	40	37	42	15	7	10	17	14.5	5	28	5	14	6	12	6h9

缸径(Bore)	O	P	Q	SA	SB	SC	TB	UA	UB	VA	VB	WA	XA	XB
16	2	M3x0.5	6	3.4	6.5	8	5	M3x0.5	4.5	2H9	2	17H9	2H9	2
20	2.5	M5x0.8	7	3.4	6.5	9.5	6	M3x0.5	6	2H9	2	21H9	2H9	2
25	3	M5x0.8	8	4.5	8	10	6	M4x0.7	6	3H9	3	26H9	3H9	3

开关选择请参考P190页
 For switch selection, please refer to page P191.

型材 / SUS Tube

支架模组

快换

夹爪组件

气动剪刀

真空组件

附件

FPT两指平动式抓手 FPT Two-finger Translational Gripper

型材
SUS Tube

支架
Stents Module

快换
Quick Changer

夹具
Grip Module

气动
Air Gripper

真空
Vacuum Module

附件
Accessory Components



基本版
Basic version



防尘版
Dustproof version



高温版
High temperature version

产品特点 Features

- T齿导轨, 结构紧凑, 可靠
- 磁性开关接口
- 接近开关接口
- 无管连接接口
- 一千万次免维护操作
- T-tooth guide rail. Compact structure and reliable
- Magnetic switch interface
- Proximity switch interface
- Pipeless connection interface
- Ten million maintenance-free operations

技术参数 Technical Parameter

货号 (PN)	型号 (Model)	单指行程 (mm)	夹持力 (N)	自重 (kg)	工件重量 (kg)	最长手指长度 (mm)	最大单个手指重量 (kg)	重复定位精度 (mm)	IP等级
1.Y13289	FPT-40A-1	2.5	123	0.08	0.68	50	0.1	0.01	40
1.Y13290	FPT-40A-1-SD	2.5	123/132	0.11	0.68	50	0.1	0.01	64
1.Y13291	FPT-40A-1-TEM	2.5	123/132	0.08	0.68	50	0.1	0.01	40
1.Y13292	FPT-50A-1	4	140/145	0.15	0.77	64	0.18	0.01	40
1.Y13293	FPT-50A-2	2	290/310	0.15	1.60	58	0.18	0.01	40
1.Y13294	FPT-50A-1-SD	4	140/145	0.18	0.77	64	0.18	0.01	64
1.Y13295	FPT-50A-2-SD	2	290/310	0.18	1.60	58	0.18	0.01	64
1.Y13296	FPT-50A-1-TEM	4	140/145	0.15	0.77	64	0.18	0.01	40
1.Y13297	FPT-50A-2-TEM	2	290/310	0.15	1.60	58	0.18	0.01	40
1.Y13298	FPT-64A-1	6	250/270	0.28	1.38	80	0.35	0.01	40
1.Y13299	FPT-64A-2	3	520/565	0.28	2.86	72	0.35	0.01	40
1.Y13300	FPT-64A-1-SD	6	250/270	0.35	1.38	80	0.35	0.01	64
1.Y13301	FPT-64A-2-SD	3	520/565	0.35	2.86	72	0.35	0.01	64
1.Y13302	FPT-64A-1-TEM	6	250/270	0.28	1.38	80	0.35	0.01	40
1.Y13303	FPT-64A-2-TEM	3	520/565	0.28	2.86	72	0.35	0.01	40
1.Y13304	FPT-80A-1	8	415/465	0.5	2.31	100	0.6	0.01	40
1.Y13305	FPT-80A-2	4	860/960	0.5	4.73	90	0.6	0.01	40
1.Y13306	FPT-80A-1-SD	8	415/465	0.6	2.31	100	0.6	0.01	64
1.Y13307	FPT-80A-2-SD	4	860/960	0.6	4.73	90	0.6	0.01	64
1.Y13308	FPT-80A-1-TEM	8	415/465	0.5	2.31	100	0.6	0.01	40
1.Y13309	FPT-80A-2-TEM	4	860/960	0.5	4.73	90	0.6	0.01	40
1.Y13310	FPT-100A-1	10	660/725	0.81	3.63	125	1.1	0.01	40
1.Y13311	FPT-100A-2	5	1370/1500	0.81	7.54	115	1.1	0.01	40
1.Y13312	FPT-100A-1-SD	10	660/725	0.99	3.63	125	1.1	0.01	64
1.Y13313	FPT-100A-2-SD	5	1370/1500	0.99	7.54	115	1.1	0.01	64
1.Y13314	FPT-100A-1-TEM	10	660/725	0.81	3.63	125	1.1	0.01	40
1.Y13315	FPT-100A-2-TEM	5	1370/1500	0.81	7.54	115	1.1	0.01	40
1.Y13316	FPT-110A-1	20	1050/1150	2	5.25	150	2	0.01	40
1.Y13317	FPT-125A-1	13	1080/1170	1.35	5.94	160	2.1	0.01	40
1.Y13318	FPT-125A-2	6	2240/2420	1.35	12.32	145	2.1	0.01	40
1.Y13319	FPT-125A-1-SD	13	1080/1170	1.55	5.94	160	2.1	0.01	64
1.Y13320	FPT-125A-2-SD	6	2240/2420	1.55	12.32	145	2.1	0.01	64
1.Y13321	FPT-125A-1-TEM	13	1080/1170	1.35	5.94	160	2.1	0.01	40
1.Y13322	FPT-125A-2-TEM	6	2240/2420	1.35	12.32	145	2.1	0.01	40
1.Y13323	FPT-160A-1	16	1640/1770	2.6	9.02	200	3.5	0.01	40
1.Y13324	FPT-160A-2	8	3200/3460	2.6	17.60	190	3.5	0.01	40
1.Y13325	FPT-160A-1-SD	16	1640/1770	3	9.02	200	3.5	0.01	64
1.Y13326	FPT-160A-2-SD	8	3200/3460	3	17.60	190	3.5	0.01	64

FPT两指平动式抓手 FPT Two-finger Translational Gripper

货号 (PN)	型号 (Model)	单指行程 (mm) Single finger stroke	夹持力 (N) Gripping force	自重 (kg) Self Weight	工件重量 (kg) Workpiece weight	最长手指长度 (mm) Longest finger length	最大单个手指重量 (kg) Maximum single finger weight	重复定位精度 (mm) Repeat positioning accuracy	IP等级 IP rating
1.Y13327	FPT-160A-1-TEM	16	1640/1770	2.6	9.02	200	3.5	0.01	40
1.Y13328	FPT-160A-2-TEM	8	3200/3460	2.6	17.60	190	3.5	0.01	40
1.Y13329	FPT-200A-1	25	2700/2870	5.2	14.85	240	6.5	0.02	40
1.Y13330	FPT-200A-1-SD	25	2700/2870	5.8	14.85	240	6.5	0.02	64
1.Y13331	FPT-200A-1-TEM	25	2700/2870	5.2	14.85	240	6.5	0.02	40
1.Y13332	FPT-240A-1	30	4200/4440	8	21.50	280	8.5	0.04	40
1.Y13333	FPT-240A-1-SD	30	4200/4440	11	21.50	280	8.5	0.04	64
1.Y13334	FPT-240A-1-TEM	30	4200/4440	8	21.50	280	8.5	0.04	40
1.Y13335	FPT-300A-1	35	6000/6260	13.5	33.00	300	11.5	0.05	40
1.Y13336	FPT-300A-1-SD	35	6000/6260	17.5	33.00	300	11.5	0.05	64
1.Y13337	FPT-300A-1-TEM	35	6000/6260	13.5	33.00	300	11.5	0.05	40

型号解释

Model explanation

- SD 防尘版
Dustproof version
- TEM 高温版
High temperature version

可选附件(详情见后)

Optional accessories(see below for details)



型材 / SUS Tube

支架模组
Stents Module

快换
Quick Changer

夹爪组件
Grip Module

气动剪刀
Air Nipper

真空组件
Vacuum Module

附件
Accessory Components

FCT三指平动式抓手 FCT Three-finger Translational Gripper

型材 / SUS Tube

支架模组

快换

夹具组件

气动剪刀

真空组件

附件



基本版
Basic version



防尘版
Dustproof version



高温版
High temperature version

产品特点 Features

- T齿导轨,结构紧凑,可靠
- 磁性开关接口
- 接近开关接口
- 无管连接接口
- 一千万次免维护操作
- T-tooth guide rail. Compact structure and reliable
- Magnetic switch interface
- Proximity switch interface
- Pipeless connection interface
- Ten million maintenance-free operations

技术参数 Technical Parameter

货号 (PN)	型号 (Model)	单指行程 (mm)	夹持力 (N)	自重 (kg)	工件重量 (kg)	最长手指长度 (mm)	最大单个手指重量 (kg)	重复定位精度 (mm)	IP等级
1.Y13338	FCT-40A-1	2.5	255/270	0.12	1.38	50	0.1	0.01	40
1.Y13339	FCT-40A-1-SD	2.5	255/270	0.15	1.38	50	0.1	0.01	64
1.Y13340	FCT-40A-1-TEM	2.5	255/270	0.12	1.38	50	0.1	0.01	40
1.Y13341	FCT-50A-1	4	325/355	0.25	1.76	64	0.18	0.01	40
1.Y13342	FCT-50A-1-SD	4	325/355	0.31	1.76	64	0.18	0.01	64
1.Y13343	FCT-50A-1-TEM	4	325/355	0.25	1.76	64	0.18	0.01	40
1.Y13344	FCT-64A-1	6	580/640	0.43	3.19	80	0.35	0.01	40
1.Y13345	FCT-64A-1-SD	6	580/640	0.6	3.19	80	0.35	0.01	64
1.Y13346	FCT-64A-1-TEM	6	580/640	0.43	3.19	80	0.35	0.01	40
1.Y13347	FCT-80A-1	8	1000/1080	0.79	5.50	100	0.6	0.01	40
1.Y13348	FCT-80A-1-SD	8	1000/1080	1	5.50	100	0.6	0.01	64
1.Y13349	FCT-80A-1-TEM	8	1000/1080	0.79	5.50	100	0.6	0.01	40
1.Y13350	FCT-100A-1	10	1800/1902	1.41	9.90	125	1.1	0.01	40
1.Y13351	FCT-100A-1-SD	10	1800/1920	1.9	9.90	125	1.1	0.01	64
1.Y13352	FCT-100A-1-TEM	10	1800/1920	1.41	9.90	125	1.1	0.01	40
1.Y13353	FCT-125A-1	13	3100/3330	2.8	17.05	160	2.1	0.01	40
1.Y13354	FCT-125A-1-SD	13	3100/3330	3.23	17.05	160	2.1	0.01	64
1.Y13355	FCT-125A-1-TEM	13	3100/3330	2.8	17.05	160	2.1	0.01	40
1.Y13356	FCT-160A-1	16	3100/3330	5.6	33.00	200	3.5	0.02	40
1.Y13357	FCT-160A-1-SD	16	6000/6390	6.5	33.00	200	3.5	0.02	64
1.Y13358	FCT-160A-1-TEM	16	6000/6390	5.6	33.00	200	3.5	0.02	40
1.Y13359	FCT-200A-1	25	7100/1540	11	39.05	240	6.5	0.05	40
1.Y13360	FCT-200A-1-SD	25	7100/7540	12	39.05	240	6.5	0.05	64
1.Y13361	FCT-200A-1-TEM	25	7100/7540	11	39.05	240	6.5	0.05	40
1.Y13362	FCT-240A-1	30	9500/10400	20	55.00	280	8.5	0.05	40
1.Y13363	FCT-240A-1-SD	30	9500/10400	21.5	55.00	280	8.5	0.05	64
1.Y13364	FCT-240A-1-TEM	30	9500/10400	20	55.00	280	8.5	0.05	40
1.Y13365	FCT-300A-1	35	14500/15200	33	79.75	250	11.5	0.05	40
1.Y13366	FCT-300A-1-SD	35	14500/15200	35.5	79.75	250	11.5	0.05	64
1.Y13367	FCT-300A-1-TEM	35	14500/15200	33	79.75	250	11.5	0.05	40

型号解释

Model explanation

- SD 防尘版
- SD Dustproof version
- TEM 高温版
- TEM High temperature version

可选附件(详情见后)

Optional accessories(see below for details)



接近开关 M8
Proximity switch M8



磁性开关 M8
Magnetic switch M8





90°弯角
可旋转气管接头
90° bend angle
Rotatable Hose Fitting




弹性卸料机构
Elastic unloading
mechanism

附件 Accessory Components

产品图 Product image	货号 (PN)	产品型号 Product Model	描述 Description
 接近开关 M8 Proximity switch M8	1.Y01631	E2E-XIR5E12M	线长2m, 末端裸露线 Wire length is 2m, the end is bare
	1.Y06553	E2E-XIR5F12M	线长2m, 末端裸露线 Wire length is 2m, the end is bare

产品图 Product image	货号 (PN)	产品型号 Product Model	描述 Description
 磁性开关 M8 Magnetic switch M8	1.Y00307	D-M9BL	线长3m, 末端裸露线 Wire length is 3m, the end is bare

产品图 Product image	货号 (PN)	产品型号 Product Model	描述 Description
 M8可接线连接器 M8 wireable connector	1.Y06722	M8-M03T	3针M8现场可接线连接器 3 pins M8 Field wirable connector

产品图 Product image	货号 (PN)	产品型号 Product Model	描述 Description
 90°弯角 可旋转气管接头 90° bend angle Rotatable Hose Fitting	1.Y13156	KQ2V06-01AS	90度弯头, G1/8螺纹接头, 6mm气管接头输出 90 degree elbow, G1/8 threaded connector, 6mm Hose Fitting output
	1.Y13158	KQ2V08-01AS	90度弯头, G1/8螺纹接头, 8mm气管接头输出 90 degree elbow, G1/8 threaded connector, 8mm Hose Fitting output
	1.Y13157	KQ2V06-02AS	90度弯头, G1/4螺纹接头, 6mm气管接头输出 90 degree elbow, G1/4 threaded connector, 6mm Hose Fitting output

产品图 Product image	货号 (PN)	产品型号 Product Model
 弹性卸料机构 Elastic unloading mechanism	1.Y13381	SL-040
	1.Y13382	SL-050
	1.Y13383	SL-064
	1.Y13384	SL-080
	1.Y13385	SL-100
	1.Y13386	SL-120
	1.Y13387	SL-160
	1.Y13388	SL-200
	1.Y13389	SL-240
1.Y13390	SL-300	

型材
SUS Tube

支架
Module

快换
Changer

夹具
Module

气动
Nipper

真空
Module

附件
Accessory Components

气动滑台 GMXS系列 Air Slide Table GMXS Series

型材 · SUS Tube

支架模组

快换 Quick Changer

夹具组件 Grip Module

气动剪刀 Air Nipper

真空组件 Vacuum Module

附件 Accessory Components



型号 Model	GMXS6	GMXS8	GMXS12	GMXS16	GMXS20	GMXS25
缸径(mm) Bore size (mm)	Ø 6x2 (相当于Ø 8)	Ø 8x2 (相当于Ø 11)	Ø 12x2 (相当于Ø 17)	Ø 16x2 (相当于Ø 22)	Ø 20x2 (相当于Ø 28)	Ø 25x2 (相当于Ø 35)
配管连接口径 Piping port size	M3 x 0.5		M5 x 0.8			Rc1/8
使用流体 Fluid	空气 Air					
动作方式 Action	双作用 Double acting					
最高使用压力 Maximum operating pressure	0.7MPa					
最低使用压力 Minimum operating pressure	0.15MPa					
环境和流体温度 Ambient and fluid temperatures	-10~+60°C(但未冻结) (No freezing)					
活塞速度 Piston speed	50~500mm/s					
缓冲 Action	橡胶缓冲 (标准) Rubber buffer (standard)					
润滑 Lubrication	不需要 Non-lube					

- *可选择带可调行程装置 (0~5mm)。
- *双气缸设计, 2倍输出力, 体积小。
- *气缸及工作台相结合, 使整体尺寸减小。
- *采用十字滚柱导轨设计, 摩擦力小, 气缸与工作台之间没有空隙存在, 适合精密组装。
- *可从三面安装。
- *内置磁环型, 可安装磁性开关。

- *Optional with adjustable stroke device (0-5mm)
- *Double cylinder with 2 times output force, thin volume
- *The combination of cylinder and worktable reduces the overall size
- *Roller slider design, small friction, no gap between cylinder and worktable, suitable for precise assembly
- *Can install from 3 sides
- *Built-in ring, can install magnetic switch

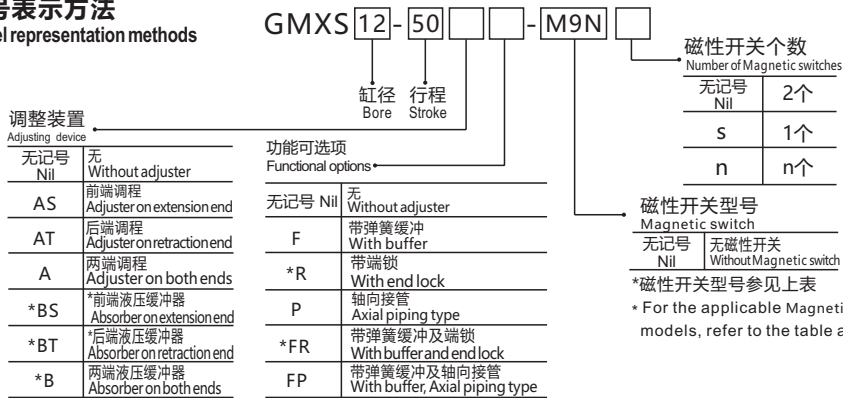
*如需润滑, 请用透平1号油ISOVG32。
*Please use turbine No.1 oil ISOVG32 if need.

选择表/Selection table

缸径 Bore size (mm)	行程 stroke (mm)								功能可选项 Functional options				磁性开关型号 Magnetic switch		
	10	20	30	40	50	75	100	125	150	行程调整装置 Adjustable stroke device (0~5mm)	弹簧缓冲 With buffer	带端锁 With end lock	轴向接管 Axial piping	直接安装 Install directly	
Ø 6x2	●	●	●	●	●	●	●	●	●	●	●	●	●	2线 2-wire	3线 3-wire
Ø 8x2	●	●	●	●	●	●	●	●	●	●	●	●	●	D-M9N D-M9NL D-M9B D-M9BL D-M9BV D-M9BVL	D-M9NV D-M9NVL D-M9P D-M9PL D-M9PV D-M9PVL
Ø 12x2	●	●	●	●	●	●	●	●	●	●	●	●	●		
Ø 16x2	●	●	●	●	●	●	●	●	●	●	●	●	●		
Ø 20x2	●	●	●	●	●	●	●	●	●	●	●	●	●		
Ø 25x2	●	●	●	●	●	●	●	●	●	●	●	●	●		

型号表示方法

Model representation methods



*GMXS6无液压缓冲器
*GMXS6 without hydraulic buffer

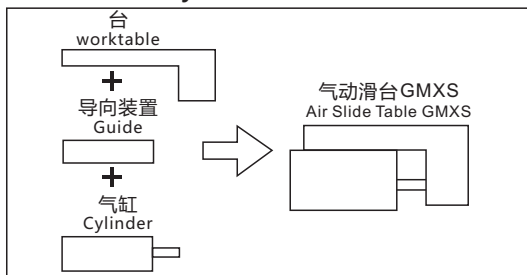
*GMXS6无端锁式
*GMXS6 without locking

注)磁性开关的规格及特性参见磁性开关系列。在磁性开关型号后面, 附导线长度表示记号: 无记号-0.5m, L-3m, Z-5m。例: A96, A96L

Note) The specification and characteristics of magnetic switch can refer to the series of magnetic switch. At the end of the model of magnetic switch, the length mark of conductor is attached: Nomark-0.5m, L-3m, Z-5m Example: A96, A96L

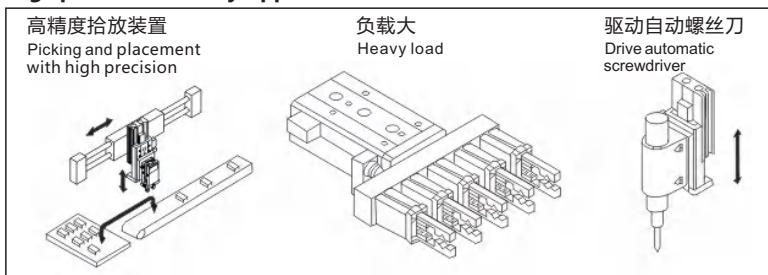
气缸及工作台组合

Combination of cylinder and worktable



高精度、坚固的应用

High precision, sturdy application



气动滑台 GMXS系列 Air Slide Table GMXS Series

图1 集中负载质量: W(kg)
Fig. (1) Load Mass: W (kg)

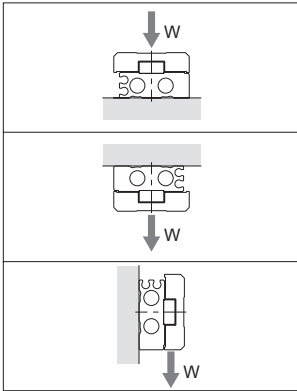
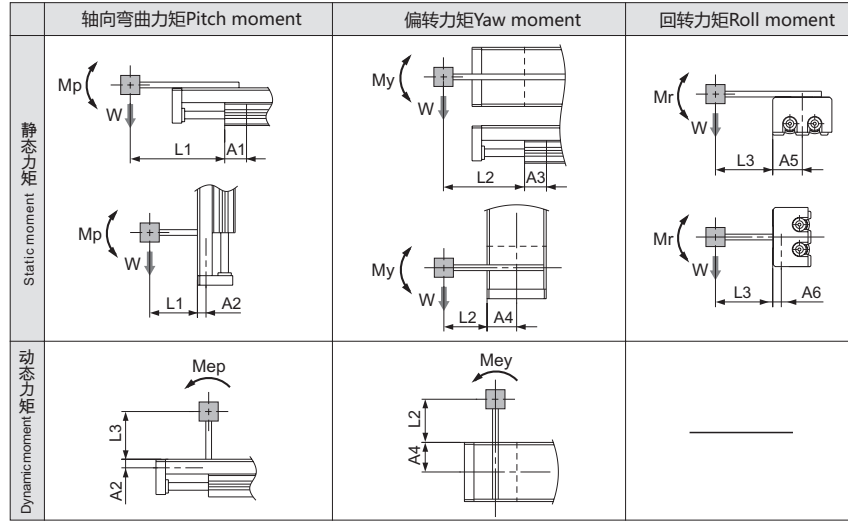


图2 外伸量: Ln(mm)、力矩中心位置距离修正值: An(mm)
Fig. (2) Overhang: Ln (mm), Correction Value of Moment Center Position Distance: An (mm)



注) 静力矩: 由重力产生的力矩
动态力矩: 冲击限位器时, 由冲击产生的力矩
Note) Static moment: Moment generated by gravity
Dynamic moment: Moment generated by impact when colliding with stopper

图3 工件安装系数: K

Fig. (3) Workpiece Mounting Coefficient: K

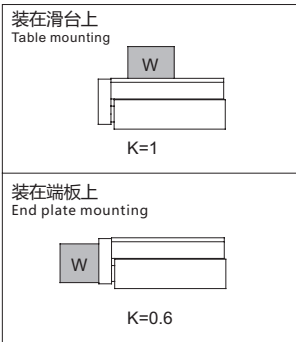


表1 最大允许动能: Emax(J)

Table (1) Maximum Allowable Kinetic Energy: Emax (J)

型号 Model	允许动能 Allowable kinetic energy	
	垫缓冲 Rubber bumper	液压缓冲器 Shock absorber
GMXS6	0.018	-
GMXS8	0.027	0.045
GMXS12	0.055	0.11
GMXS16	0.11	0.22
GMXS20	0.16	0.32
GMXS25	0.24	0.48

图4 允许集中负载质量系数: β

Table (4) Allowable Load Mass Coefficient: β

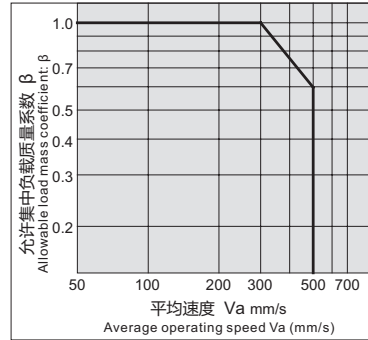


表2 最大允许集中负载质量: Wmax(kg)
Table (2) Maximum Allowable Load Mass: Wmax (kg)

型号 Model	最大允许集中负载质量 Maximum allowable load mass
GMXS6	0.6
GMXS8	1
GMXS12	2
GMXS16	4
GMXS20	6
GMXS25	9

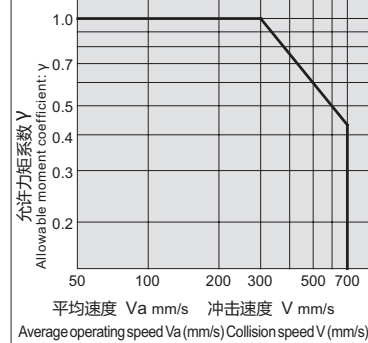
表3 力矩中心位置距离修正值: An(mm)

Table (3) Correction Value of Moment Center Position Distance: An (mm)

型号 Model	力矩中心位置距离修正值 (参见图2) Correction value of moment center position distance (Refer to Figure 2.)					
	A1	A2	A3	A4	A5	A6
GMXS6	11	6	13	16	16	6
GMXS8	11	7.5	13	20	20	7.5
GMXS12	24	8.5	26	25	25	8.5
GMXS16	27	10	30	31	31	10
GMXS20	34	14.5	36	38	38	14.5
GMXS25	42	19	44	46	46	19

图5 允许力矩系数: γ

Table (5) Allowable Moment Coefficient: γ



注) 使用平均速度计算静力矩, 使用冲击速度计算动力矩
Note) Use the average operating speed when calculating static moment. Use the collision speed when calculating dynamic moment.

表4 最大允许力矩: Mmax(N·m)

Table (4) Maximum Allowable Moment: Mmax (N·m)

型号 Model	行程 (mm) Stroke (mm)									
	10	20	30	40	50	75	100	125	150	
GMXS6	0.7	1.0	1.2	1.2	1.2	-	-	-	-	
GMXS8	2.0	2.0	2.8	3.6	4.2	4.2	-	-	-	
GMXS12	4.2	4.2	4.2	5.8	7.0	10.0	10.0	-	-	
GMXS16	11.3	11.3	11.3	11.3	15.9	25.0	34.1	34.1	-	
GMXS20	19.4	19.4	19.4	19.4	27.2	35.0	50.5	50.5	50.5	
GMXS25	30.6	30.6	30.6	30.6	42.8	55.1	67.3	67.3	67.3	

记号表 Symbol

记号 Symbol	定义 Definition	单位 Unit
An(n=1-6)	力矩中心位置距离修正值 Correction value of moment center position distance	mm
E	动能 Kinetic energy	J
Ea	允许动能 Allowable kinetic energy	J
Emax	最大允许动能 Max. allowable kinetic energy	J
Ln(n=1-3)	外伸量 Overhang	mm
M(Mp, My, Mr)	静力矩(弯曲、偏转、回转) Static moment (Pitch, Yaw, Roll)	N·m
Ma(Map, May, Mar)	允许静力矩(弯曲、偏转、回转) Allowable static moment (Pitch, Yaw, Roll)	N·m
Me(Mep, Mey)	动力矩(弯曲、偏转) Dynamic moment (Pitch, Yaw)	N·m
Mea(Meap, Meay)	允许动力矩(弯曲、偏转) Allowable dynamic moment (Pitch, Yaw)	N·m
Mmax(Mpmax, Mymax, Mrmax)	最大允许力矩(弯曲、偏转、回转) Max. allowable moment (Pitch, Yaw, Roll)	N·m
V	冲击速度 Collision speed	mm/s

记号 Symbol	定义 Definition	单位 Unit
Va	平均速度 Average operating speed	mm/s
W	集中负载质量 Load mass	kg
Wa	允许集中负载质量 Allowable load mass	kg
We	冲击当量质量 Mass equivalent to impact	kg
Wmax	最大允许集中负载质量 Max. allowable load mass	kg
α	负载率 Load factor	-
β	允许集中负载质量系数 Allowable load mass coefficient	-
γ	允许力矩系数 Allowable moment coefficient	-
δ	垫缓冲系数 Damper coefficient	-
K	工件安装系数 Workpiece mounting coefficient	-

型材 / SUS Tube

支架模组

快换

夹具组件

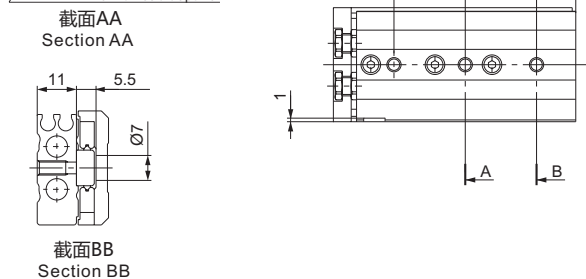
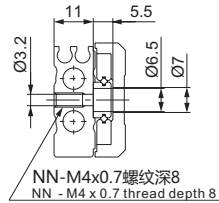
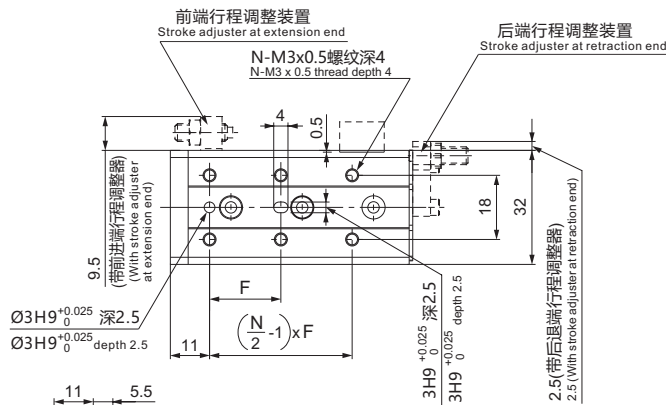
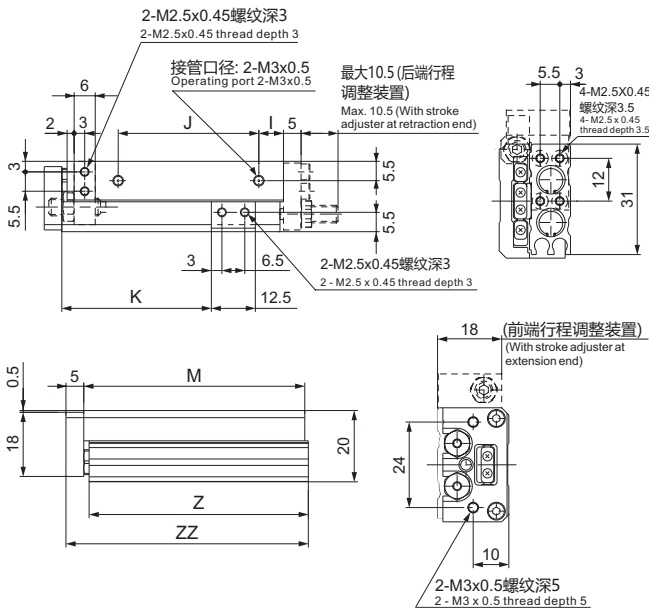
气动剪刀

真空组件

附件

气动滑台 GMXS系列 Air Slide Table GMXS Series

GMXS 6 基础型 GMXS 6 Basic type

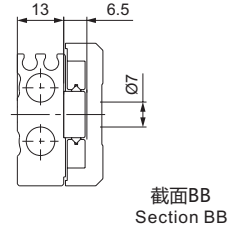
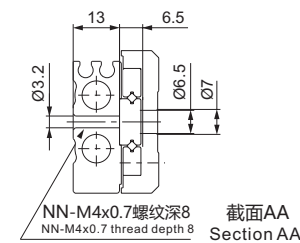
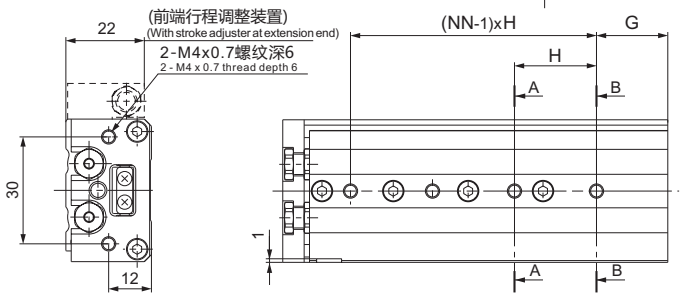
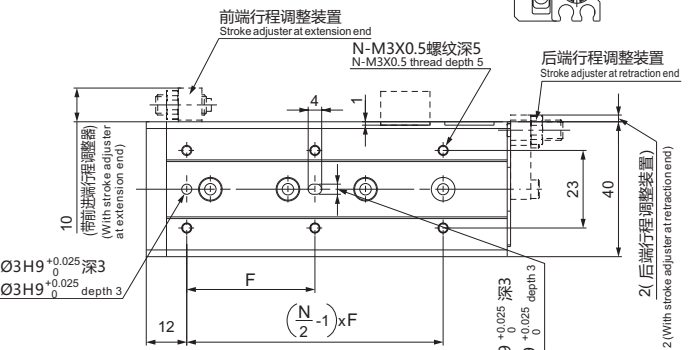
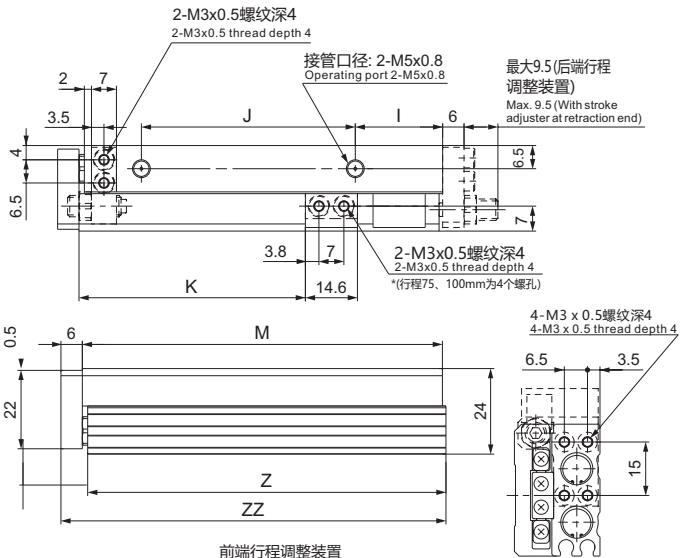


尺寸表 Dimensions

型号 (Model)	F	N	G	H	NN
GMXS6-10	20	4	6	25	2
GMXS6-20	30	4	6	35	2
GMXS6-30	20	6	11	20	3
GMXS6-40	28	6	13	30	3
GMXS6-50	38	6	17	24	4

型号 (Model)	l	J	K	M	Z	ZZ
GMXS6-10	10	17	22.5	42	41.5	48
GMXS6-20	10	27	32.5	52	51.5	58
GMXS6-30	7	40	42.5	62	61.5	68
GMXS6-40	19	50	52.5	84	83.5	90
GMXS6-50	25	60	62.5	100	99.5	106

GMXS 8 基础型 GMXS 8 Basic type



尺寸表 Dimensions

型号 (Model)	F	N	G	H	NN
GMXS8-10	25	4	9	28	2
GMXS8-20	25	4	12	30	2
GMXS8-30	40	4	13	20	3
GMXS8-40	50	4	15	28	3
GMXS8-50	38	6	20	23	4
GMXS8-75	50	6	27	28	5

型号 (Model)	l	J	K	M	Z	ZZ
GMXS8-10	13	19.5	23.5	49	48.5	56
GMXS8-20	8.5	29	33.5	54	53.5	61
GMXS8-30	9.5	39	43.5	65	64.5	72
GMXS8-40	10.5	56	53.5	83	82.5	90
GMXS8-50	24.5	60	63.5	101	100.5	108
GMXS8-75	38.5	96	88.5	151	150.5	158

型材
SUS Tube

支架
Stents Module

快换
Quick Changer

夹具
Grip Module

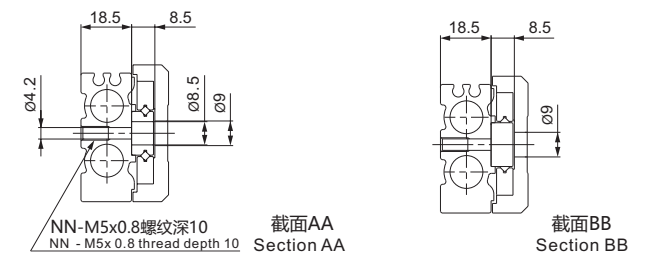
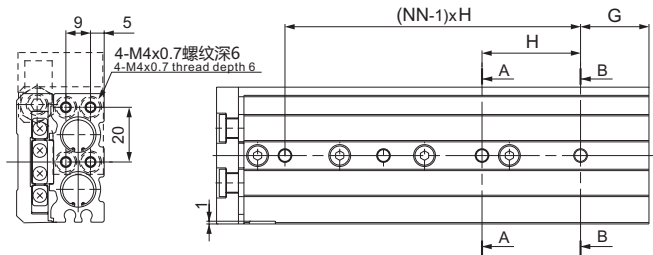
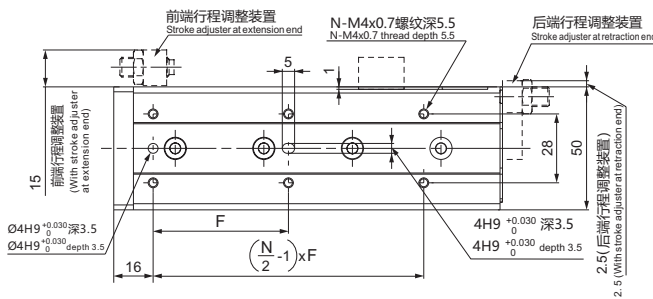
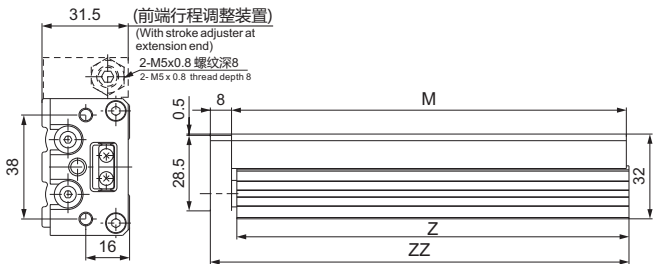
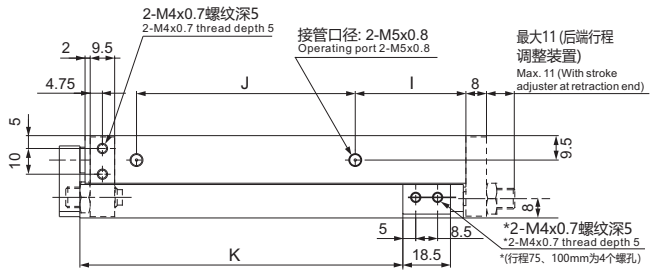
气动
Air Nipper

真空
Vacuum Module

附件
Accessory Components

气动滑台 GMXS系列 Air Slide Table GMXS Series

GMXS12 基础型 GMXS12 Basic type

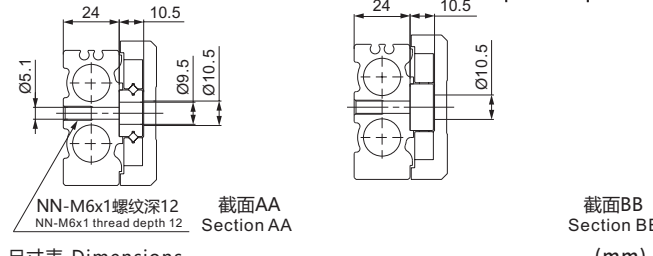
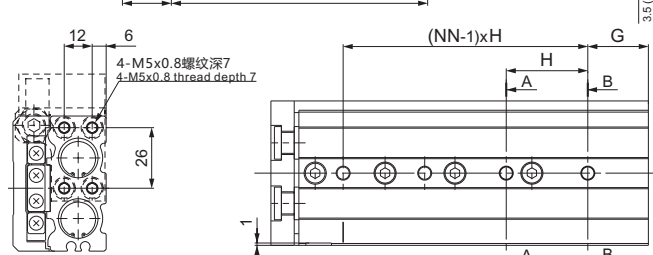
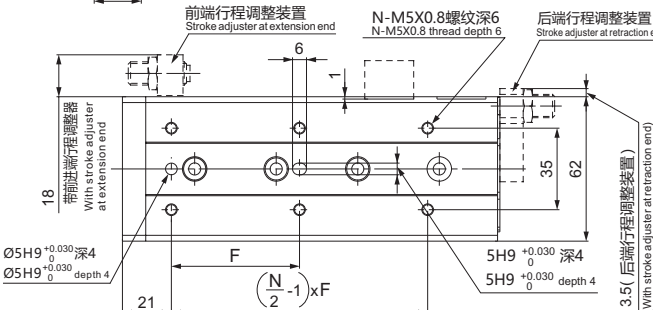
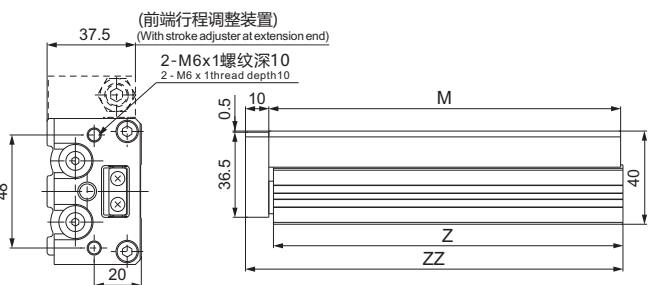
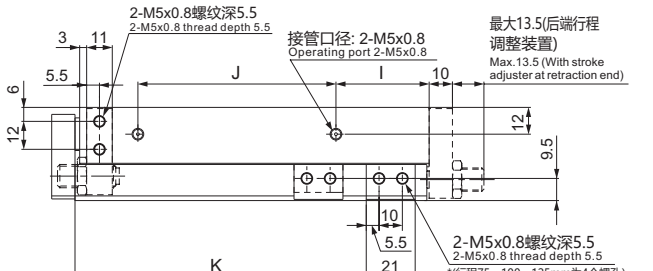


尺寸表 Dimensions (mm)

型号 (Model)	F	N	G	H	NN
GMXS12-10	35	4	15	40	2
GMXS12-20	35	4	15	40	2
GMXS12-30	35	4	15	40	2
GMXS12-40	50	4	17	25	3
GMXS12-50	35	6	15	36	3
GMXS12-75	55	6	25	36	4
GMXS12-100	65	6	35	38	5

型号 (Model)	I	J	K	M	Z	ZZ
GMXS12-10	10	40	26.5	71	70	80
GMXS12-20	10	40	36.5	71	70	80
GMXS12-30	10	40	46.5	71	70	80
GMXS12-40	10	52	56.5	83	82	92
GMXS12-50	22	60	66.5	103	102	112
GMXS12-75	43	85	91.5	149	148	158
GMXS12-100	52	130	116.5	203	202	212

GMXS16 基础型 GMXS16 Basic type



尺寸表 Dimensions (mm)

型号 (Model)	F	N	G	H	NN
GMXS16-10	35	4	16	40	2
GMXS16-20	35	4	16	40	2
GMXS16-30	35	4	16	40	2
GMXS16-40	40	4	16	50	2
GMXS16-50	30	6	21	30	3
GMXS16-75	55	6	26	35	4
GMXS16-100	65	6	39	35	5
GMXS16-125	70	8	19	35	7

型号 (Model)	I	J	K	M	Z	ZZ
GMXS16-10	10	40	29	76	75	87
GMXS16-20	10	40	39	76	75	87
GMXS16-30	10	40	49	76	75	87
GMXS16-40	10	50	59	86	85	97
GMXS16-50	15	60	69	101	100	112
GMXS16-75	40	85	94	151	150	162
GMXS16-100	55	118	119	199	198	210
GMXS16-125	68	155	144	249	248	260

型材
SUS Tube

支架
Module

快换
Quick Changer

夹爪
Grip Module

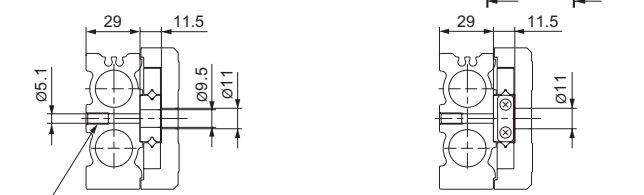
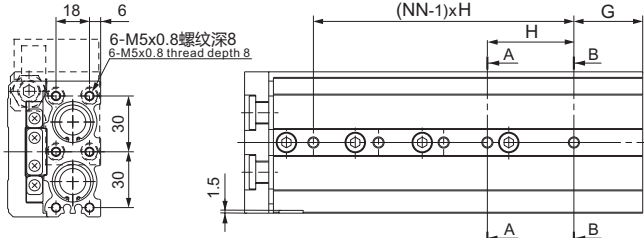
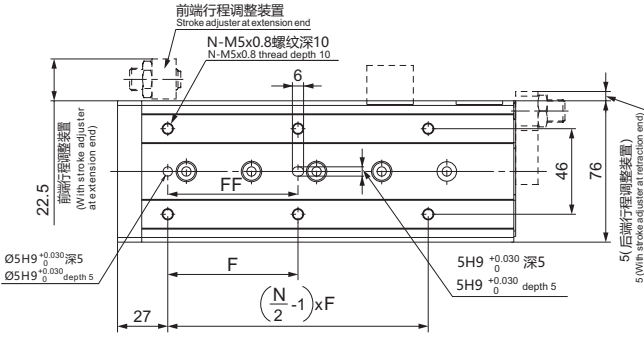
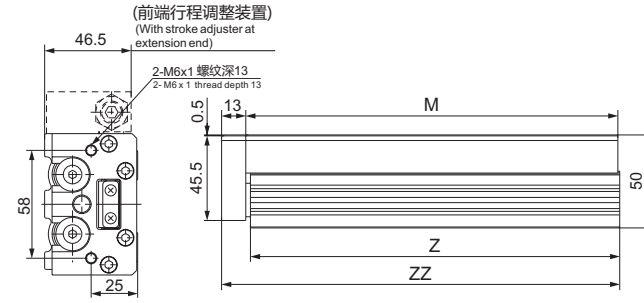
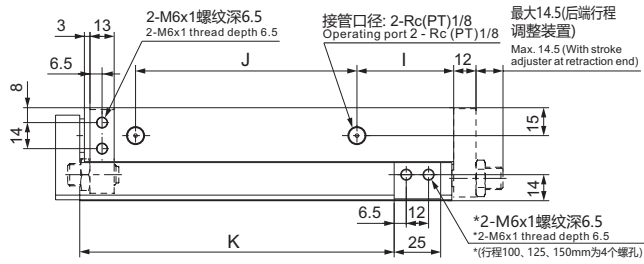
气动
Air Nipper

真空
Vacuum Module

附件
Accessory Components

气动滑台 GMXS系列 Air Slide Table GMXS Series

GMXS20 基础型 GMXS20 Basic type

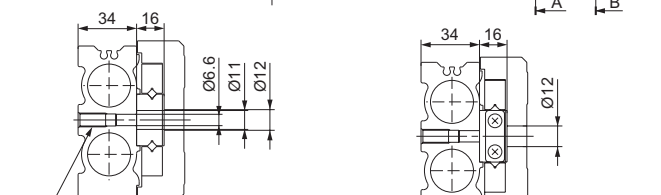
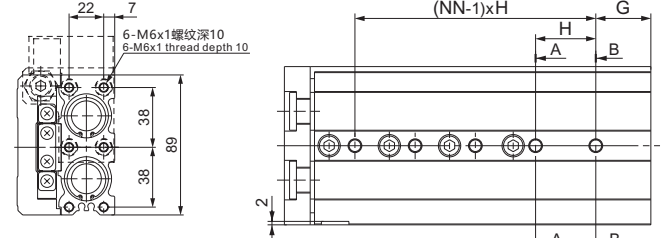
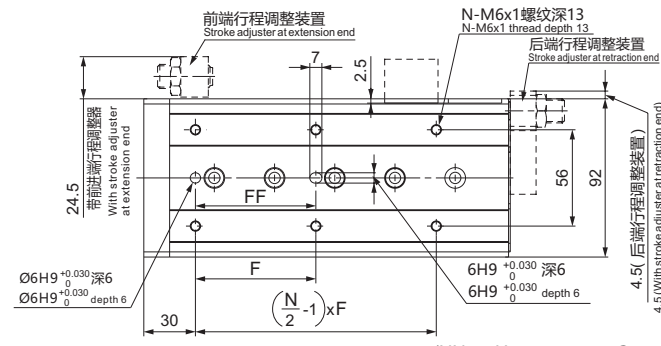
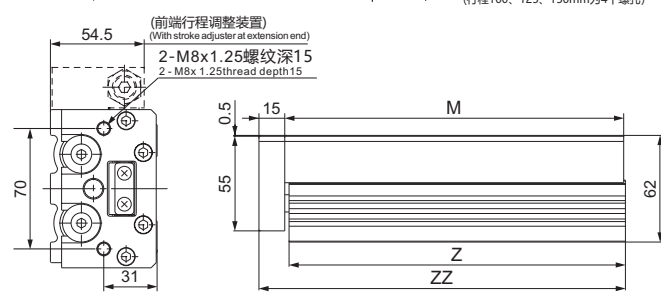
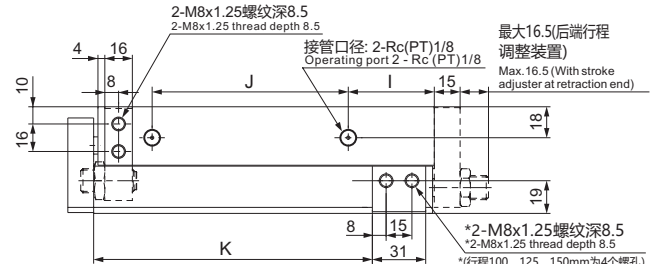


尺寸表 Dimensions (mm)

型号 (Model)	F	FF	N	G	H	NN
GMXS20-10	50	40	4	15	45	2
GMXS20-20	50	40	4	15	45	2
GMXS20-30	50	40	4	15	45	2
GMXS20-40	60	50	4	15	55	2
GMXS20-50	35	35	6	15	35	3
GMXS20-75	60	60	6	19	35	4
GMXS20-100	70	70	6	37	35	5
GMXS20-125	70	70	8	41	38	6
GMXS20-150	80	80	8	19	44	7

型号 (Model)	I	J	K	M	Z	ZZ
GMXS20-10	10	44	31	83	81.5	97
GMXS20-20	10	44	41	83	81.5	97
GMXS20-30	10	44	51	83	81.5	97
GMXS20-40	10	54	61	93	91.5	107
GMXS20-50	10	69	71	108	106.5	122
GMXS20-75	10	108	96	147	145.5	161
GMXS20-100	58	113	121	200	198.5	214
GMXS20-125	70	155	146	254	252.5	268
GMXS20-150	87	190	171	306	304.5	320

GMXS25 基础型 GMXS25 Basic type



尺寸表 Dimensions (mm)

型号 (Model)	F	FF	N	G	H	NN
GMXS25-10	50	40	4	22	45	2
GMXS25-20	50	40	4	22	45	2
GMXS25-30	50	40	4	22	45	2
GMXS25-40	60	50	4	22	55	2
GMXS25-50	35	35	6	20	35	3
GMXS25-75	60	60	6	26	35	4
GMXS25-100	70	70	6	32	35	5
GMXS25-125	75	75	8	40	38	6
GMXS25-150	80	80	8	30	40	7

型号 (Model)	I	J	K	M	Z	ZZ
GMXS25-10	12	47	35	92	90.5	108
GMXS25-20	12	47	45	92	90.5	108
GMXS25-30	12	47	55	92	90.5	108
GMXS25-40	12	57	65	102	100.5	118
GMXS25-50	12	70	75	115	113.5	131
GMXS25-75	33	90	100	156	154.5	172
GMXS25-100	50	114	125	197	195.5	213
GMXS25-125	67	155	150	255	253.5	271
GMXS25-150	82	180	175	295	293.5	311

型材
SUS Tube

支架
Stents Module

快换
Quick Changer

夹具
Grip Module

气动
Air Nipper

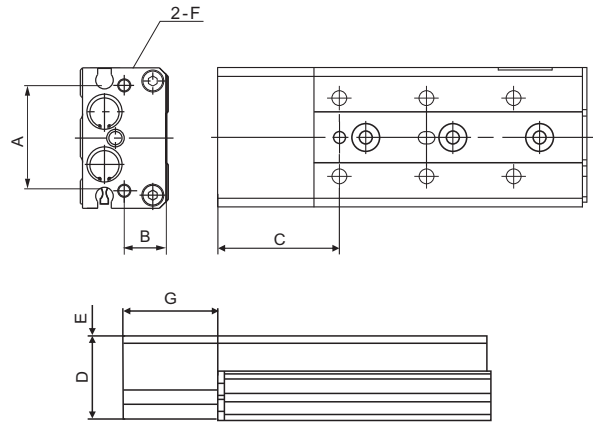
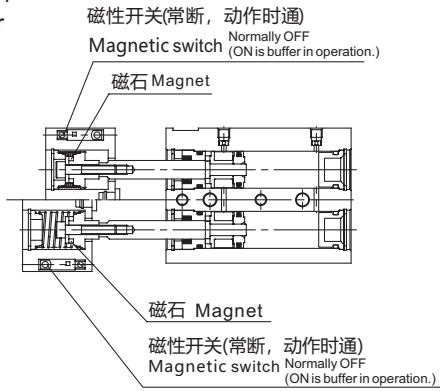
真空
Vacuum Module

附件
Accessory Components

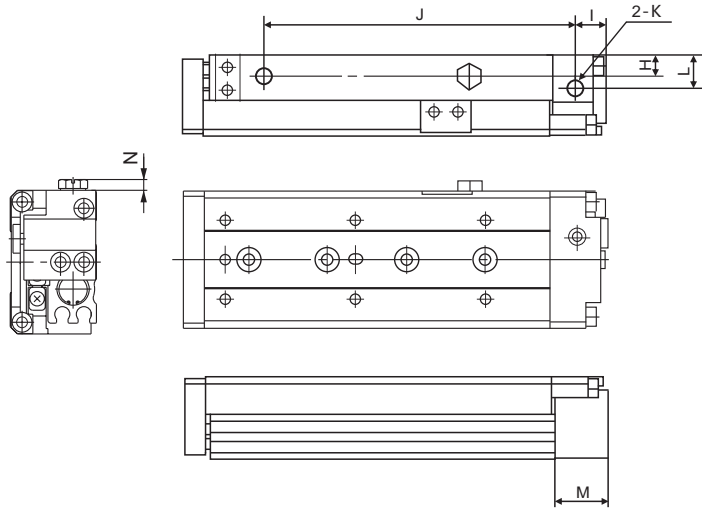
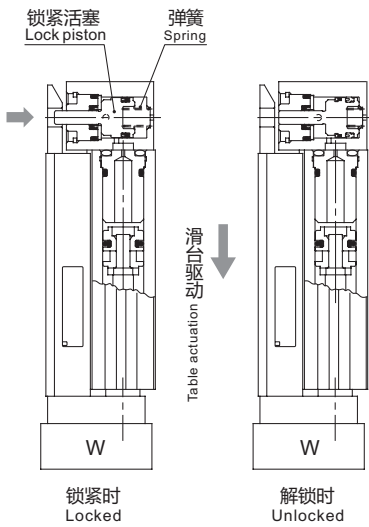
气动滑台 GMXS系列 Air Slide Table GMXS Series

功能可选项 / Functional option

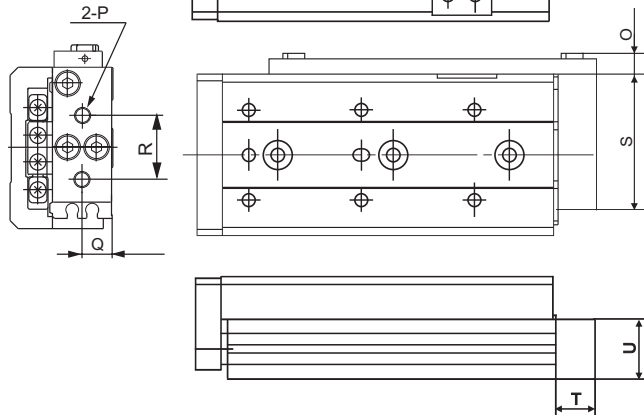
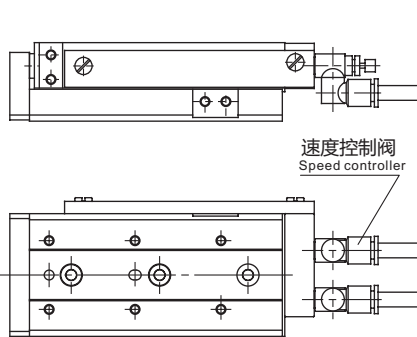
F- 带弹簧缓冲
F-With buffer



R- 带端锁
R-With end lock



P- 轴向接管
P-Axial piping type



尺寸表 Dimensions

(mm)

型号 (Model)	A	B	C	D	E	F	G	H	I	J						K	L	M	N	O	P	Q	R	S	T	U			
										10	20	30	40	50	75												100	125	150
GMXS6	24	10	28	19	0.5	M3x0.5	22	-	-	-	-	-	-	-	-	-	-	-	5.6	M3x0.5	5.5	12	32	8	11.5				
GMXS8	30	12	28.5	22.5	0.5	M4x0.7	22.5	6.5	9	39	44	55	73	91	141	-	-	-	M3x0.5	10	15.5	3	6.5	M5x0.8	6.5	15	40	12	13.5
GMXS12	38	16	37	30	0.5	M5x0.8	29	9.5	10.5	59.5	59.5	59.5	71.5	91.5	137.5	191.5	-	-	M5x0.8	14.5	20	3	6.5	M5x0.8	9.5	20	50	12	18.7
GMXS16	48	20	41	37.5	0.5	M6x1	30	12	13	62	62	62	72	87	137	185	235	-	M5x0.8	18	25	3	6.5	M5x0.8	12	26	62	12	23.5
GMXS20	58	25	44.5	45.5	0.5	M6x1	30.5	15	15.5	68.5	68.5	68.5	78.5	93.5	132.5	185.5	239.5	239.5	Rc1/8	20	30	-	11.5	Rc1/8	15	32	76	20	29.5
GMXS25	70	31	50	55	0.5	M8x1.25	35	18	18	76	76	76	86	99	140	181	239	239	Rc1/8	25.5	35	-	11.5	Rc1/8	18	40	92	20	35.5

型材 / SUS Tube

支架模组

快换

夹爪组件

气动剪刀

真空组件

附件

小型气动滑台 (直线导轨) GMXH系列 Miniature Air Slide Table Linear Guide GMXH Series

型材 / SUS Tube

支架模组

快换

夹具组件

气动剪刀

真空组件

附件

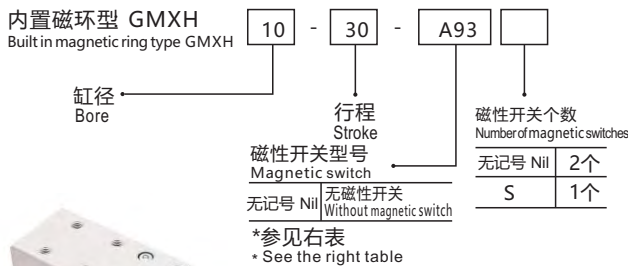


- *装上线性导向轴承, 提高活塞杆不回转精度。
- *标准型内置磁环, 可安装行程感应磁性开关。
- *可从三面连接气源。
- *可两面安装磁性开关。
- *标准型两端橡胶缓冲。
- *允许力矩为GMXU系列的六倍。

- *Install linear guide bearing to improve the accuracy of non-rotative of piston rod
- *Standard built-in magnetic ring, can install magnetic switch of stroke testing
- *Can connect to air from three sides
- *Can install magnetic switch from two sides
- *Standard rubber buffer at both ends
- *Allowable torque is 6 times of GMXU series

型号表示方法

Model representation methods



小型线性导向轴承改善
气缸线性运动的精度
Miniature linear guide bearing
improve the accuracy of linear
motion of cylinder

缸径 Bore size (mm)	6	10	16	20
导向轴承宽度 Guide bearing width	5	7	9	12
使用流体 Fluid	空气 Air			
动作方式 Action	双作用 Double acting			
最低使用压力 Minimum operating pressure	0.15MPa	0.06MPa	0.05MPa	
最高使用压力 Maximum operating pressure	0.7MPa			
环境和流体温度 Ambient and fluid temperatures	不带磁性开关: -10~+70°C (但未冻结) 带磁性开关: -10~+60°C (No freezing) Without magnetic switch: -10 to 70°C With magnetic switch: -10 to 60°C			
活塞速度 Piston speed	50~500mm/s			
允许动能 J Allowable kinetic energy (J)	0.0125	0.025	0.05	0.1
*润滑 Lubrication	不需要 Non-lube			
缓冲 Cushion	两端带橡胶缓冲 Rubber bumper on both ends			
行程长度公差 (mm) Stroke length tolerance	+1.0 0			
磁性开关选择 Magnetic switch (Option)	舌簧型 D-A9□, 固态电子型 D-M9□ Reed Magnetic switch D-A9□ Solid state Magnetic switch D-M9□			
配管连接口径 Piping port size	M5 x 0.8			

*如需润滑, 请用透平1号油 ISOVG32。

*Please use turbine No.1 oil ISOVG32 if need.

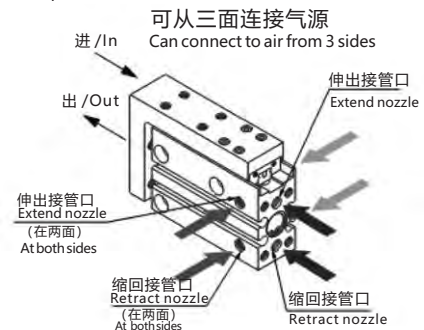
行程/磁性开关选择

Stroke/magnetic switch selection

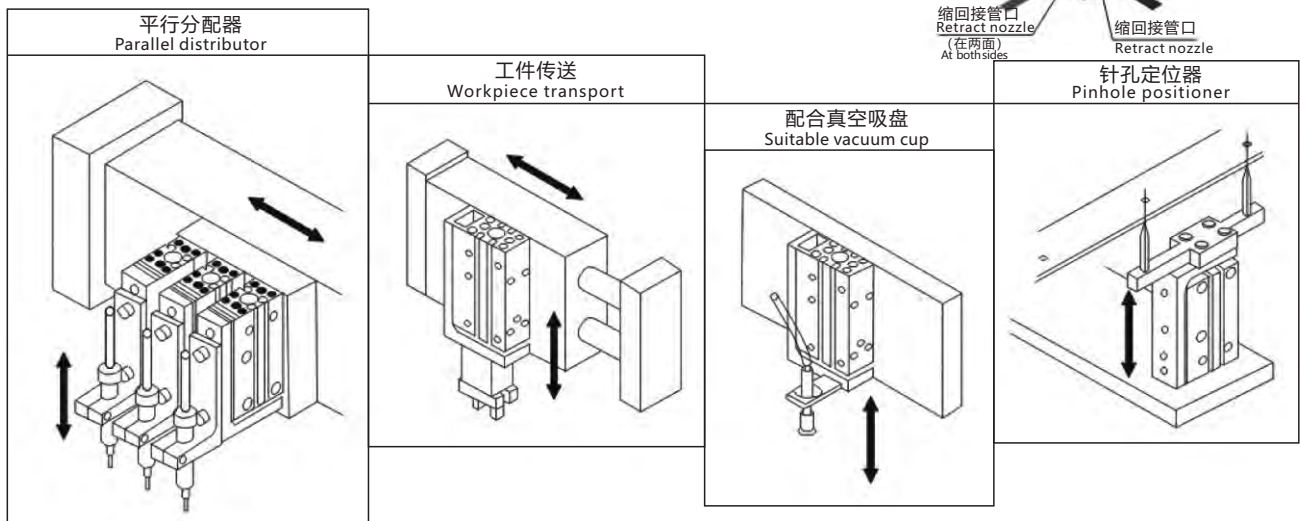
缸径 (mm)	标准行程 (mm) Standard stroke (mm)	直接安装型磁性开关 Direct mount type of magnetic switch	
		2线 2-wire	3线 3-wire
6	5, 10, 15, 20, 25, 30, 40, 50, 60	D-M9B	D-M9N D-M9P
10		D-M9BL D-M9BL	D-M9NL D-M9PL
16		D-M9BV D-M9BV	D-M9NV D-M9PV
20		D-M9BVL D-M9BVL	D-M9NVL D-M9PVL

注 磁性开关规格及特征可参阅磁性开关的系列, 在磁性开关型号的末尾, 附导线长度记号: 无记号 -0.5m, L-3m, Z-5m, 例: A93L。

Note) The specification and characteristics of magnetic switch can refer to the series of magnetic switch. At the end of the model of magnetic switch, the length mark of conductor is attached: Nomark-0.5m, L-3m, Z-5m Example: A93L

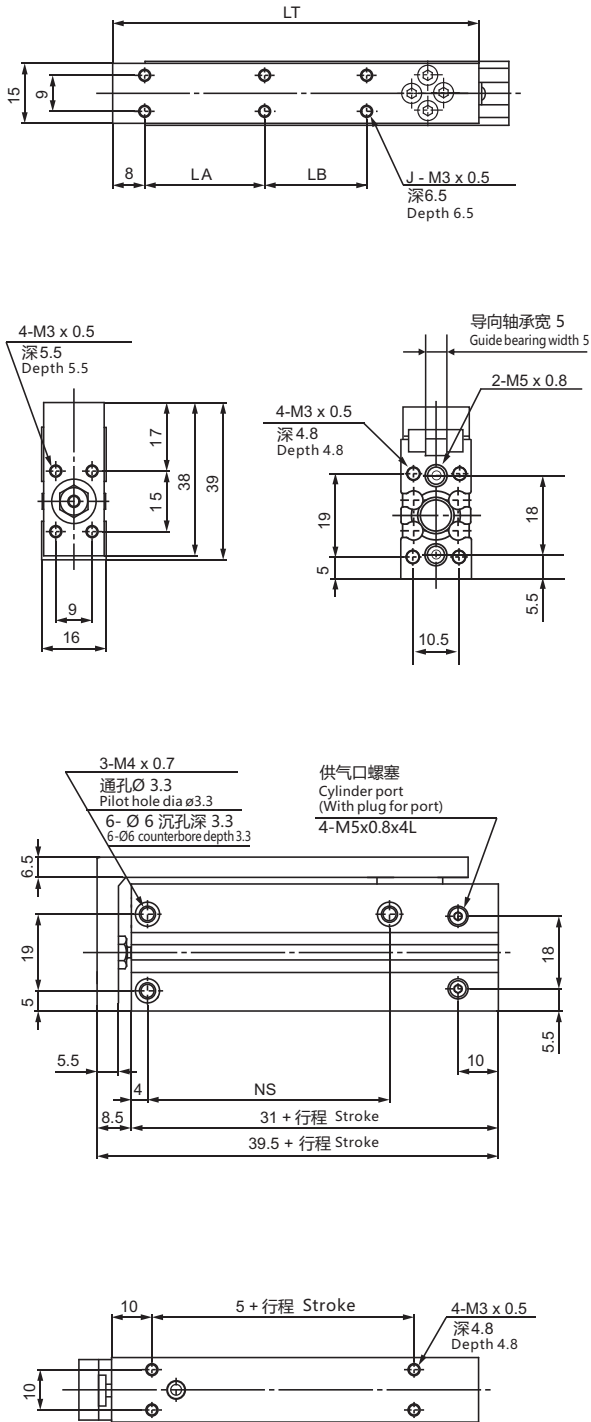


应用/Application

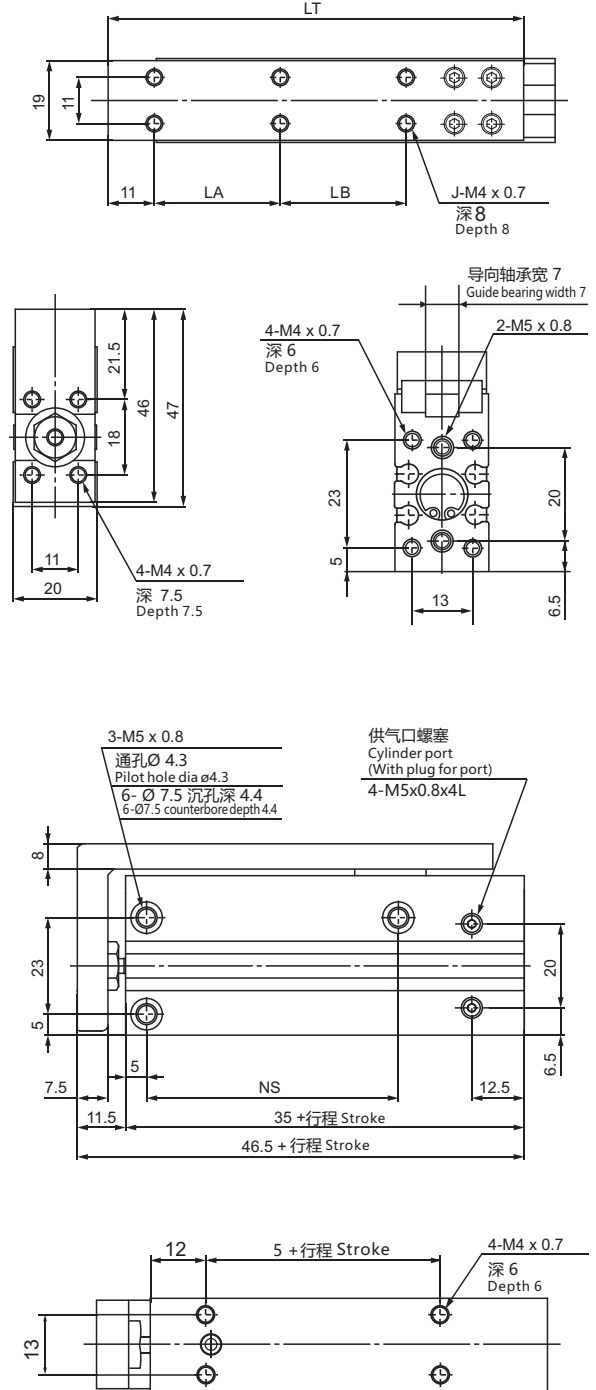


小型气动滑台 (直线导轨) GMXH系列 Miniature Air Slide Table Linear Guide GMXH Series

GMXH6



GMXH10



尺寸表 Dimensions

(mm)

型号 (Model)	行程Stroke	J	LA	LB	LT	NS
GMXH6-5Z	5	4	10	-	42	14
GMXH6-10Z	10	4	10	-	42	14
GMXH6-15Z	15	4	20	-	52	24
GMXH6-20Z	20	4	20	-	52	24
GMXH6-25Z	25	4	30	-	62	30
GMXH6-30Z	30	4	30	-	62	30
GMXH6-40Z	40	6	20	20	72	45
GMXH6-50Z	50	6	25	25	82	55
GMXH6-60Z	60	6	30	30	92	60

尺寸表 Dimensions

(mm)

型号 (Model)	行程Stroke	J	LA	LB	LT	NS
GMXH10-5Z	5	4	10	-	49	14
GMXH10-10Z	10	4	10	-	49	14
GMXH10-15Z	15	4	20	-	59	24
GMXH10-20Z	20	4	20	-	59	24
GMXH10-25Z	25	4	30	-	69	30
GMXH10-30Z	30	4	30	-	69	30
GMXH10-40Z	40	6	20	20	79	45
GMXH10-50Z	50	6	25	25	89	55
GMXH10-60Z	60	6	30	30	99	60

型材 / SUS Tube

支架模组

快速换刀

夹具组件

气动剪刀

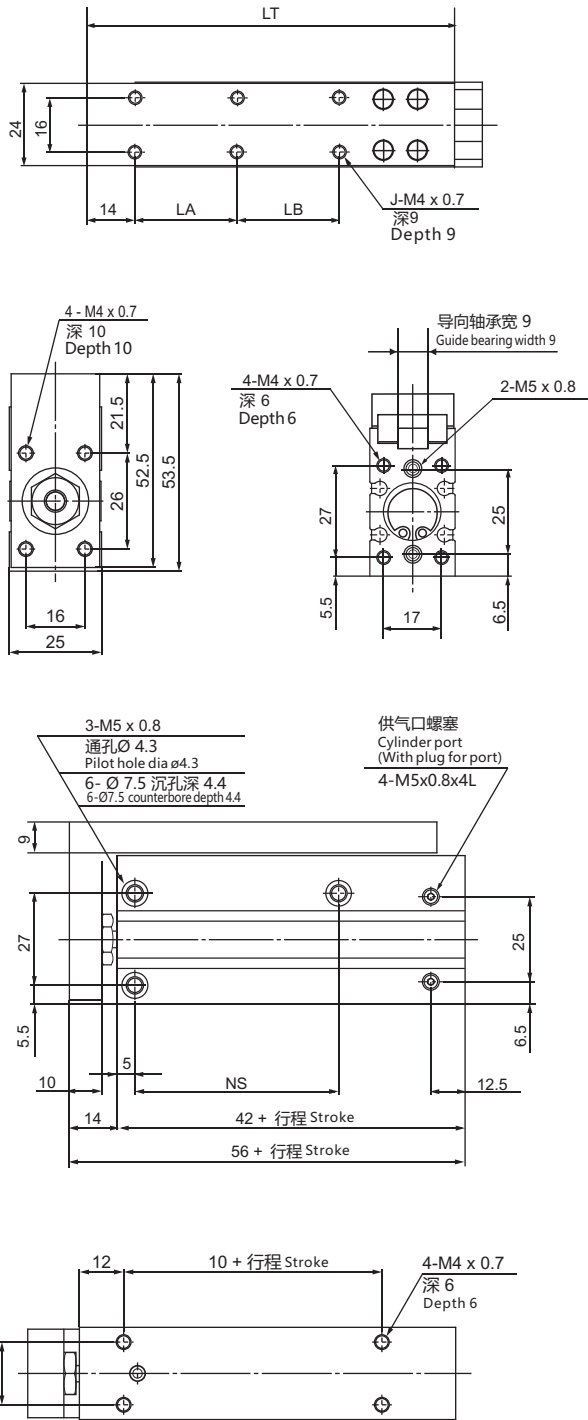
真空组件

附件

小型气动滑台 (直线导轨) GMXH系列 Miniature Air Slide Table Linear Guide GMXH Series

型材 / SUS Tube
 支架模组
 快速换刀
 夹具组件
 气动剪刀
 真空组件
 附件

GMXH16

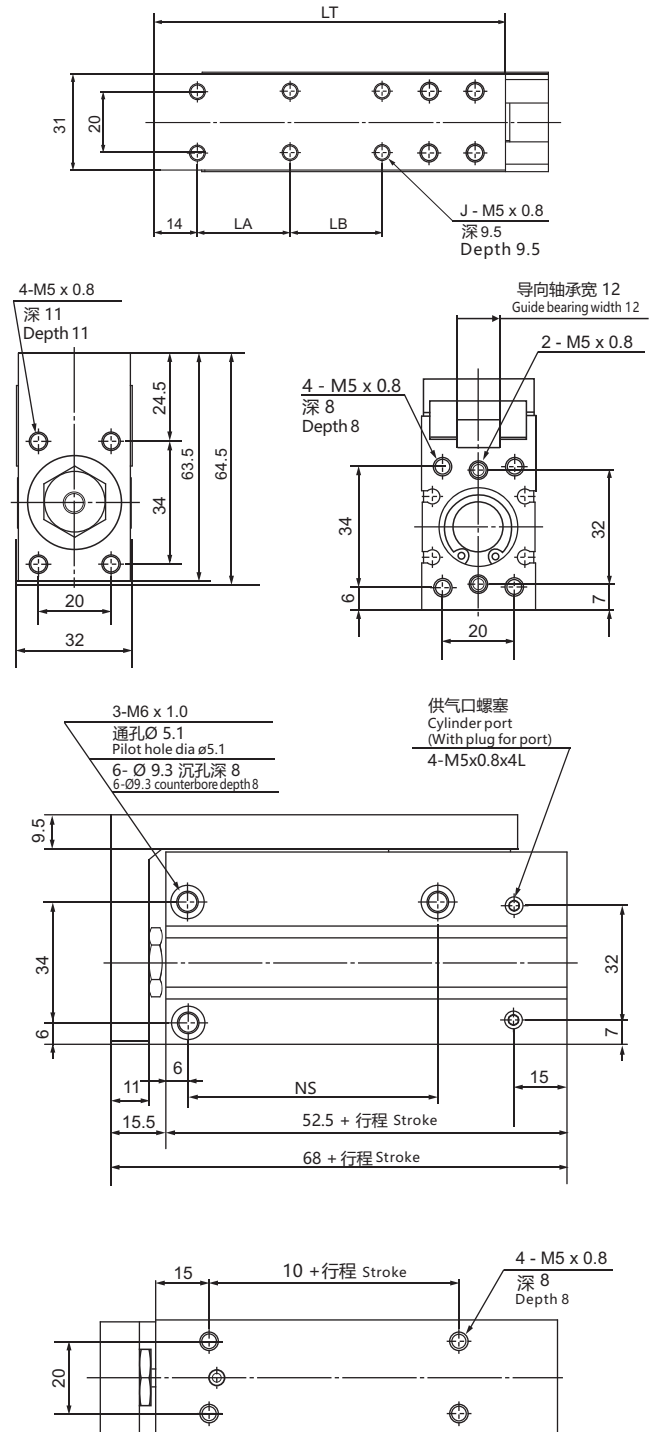


尺寸表 Dimensions

(mm)

型号 (Model)	行程Stroke	J	LA	LB	LT	NS
GMXH16-5Z	5	4	10	-	58	20
GMXH16-10Z	10	4	10	-	58	20
GMXH16-15Z	15	4	20	-	68	30
GMXH16-20Z	20	4	20	-	68	30
GMXH16-25Z	25	4	30	-	78	40
GMXH16-30Z	30	4	30	-	78	40
GMXH16-40Z	40	6	20	20	88	50
GMXH16-50Z	50	6	25	25	98	60
GMXH16-60Z	60	6	30	30	108	60

GMXH20



尺寸表 Dimensions

(mm)

型号 (Model)	行程Stroke	J	LA	LB	LT	NS
GMXH20-5Z	5	4	10	-	64	20
GMXH20-10Z	10	4	10	-	64	20
GMXH20-15Z	15	4	20	-	74	25
GMXH20-20Z	20	4	20	-	74	25
GMXH20-25Z	25	4	30	-	84	40
GMXH20-30Z	30	4	30	-	84	40
GMXH20-40Z	40	6	20	20	94	50
GMXH20-50Z	50	6	25	25	104	70
GMXH20-60Z	60	6	30	30	114	70

水口夹具 Sprue Gripper

本体使用超硬铝材料，重量轻刚性强，寿命长。
 组装时可选择螺纹安装和CRG部品安装。

Main body being made of high-strength Aluminium, light weight, strong rigidity and long life cycle.
 Using threaded components or CRG's components when to assemble.

水口夹具GR(S/M/L/X)系列 (无传感器) Series GR-Sprue Gripper (Without Sensor)



水口夹具GR(S/M/L/X)系列 (带传感器) Series GR -Sprue Gripper (With Sensor)



货号(PN)	型号(Model)	信号开关(Switch type)	抓取力(F)	重量(Weight)
8.Y00214	GRS08	-	5N	18g
8.Y00099	GRS08-C	-	5N	24g
8.Y00011	GRS08-CN	NPN	5N	40g
8.Y00012	GRS08-CP	PNP	5N	40g
8.Y00103	GRM12A	-	28N	46g
8.Y00092	GRM12A-C	-	28N	45g
8.Y00009	GRM12A-CN	NPN	28N	60g
8.Y00010	GRM12A-CP	PNP	28N	60g
8.Y00107	GRM12B	-	28N	46g
8.Y00106	GRM12B-C	-	28N	45g
8.Y00104	GRM12B-CN	NPN	28N	60g
8.Y00105	GRM12B-CP	PNP	28N	60g
8.Y00108	GRL12A	-	45N	94g
8.Y00100	GRL12A-C	-	45N	84g
8.Y00001	GRL12A-CN	NPN	45N	100g
8.Y00002	GRL12A-CP	PNP	45N	100g
8.Y00213	GRX20	-	80N	180g
8.Y00215	GRX20-C	-	80N	177g
8.Y00013	GRX20-CN	NPN	80N	192g
8.Y00014	GRX20-CP	PNP	80N	192g

型材 / SUS Tube

支架模组
Stents Module

快换
Quick Changer

夹具组件
Grip Module

气动剪刀
Air Nipper

真空组件
Vacuum Module

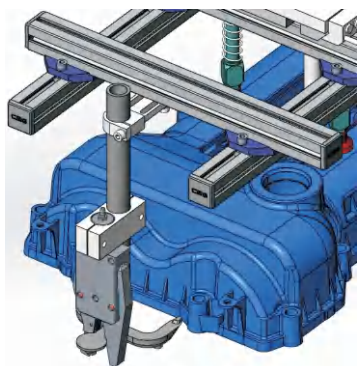
附件
Accessory Components

水口夹具 Sprue Gripper

运用实例 / Application example

型材 / SUS Tube

支架模组



GR M 12 B - C N

尺寸
Size

安装直径
Dimension

夹头类型
Jaw Types


开关类型
Switch type
NPN开关
PNP开关

C-可装开关
Being able to mount a switch
无-不可装开关
No - Not being able to mount a switch

安装方式 / Installation method

快换

夹具组件



示例一
Application 1



示例二
Application 2

选配件 / Accessorier selection

气动剪刀

真空组件



开关
Sensor
1.PNP
2.NPN

开关货号(PN)	型号(Model)
7.Y00800	PNP
7.Y00801	NPN

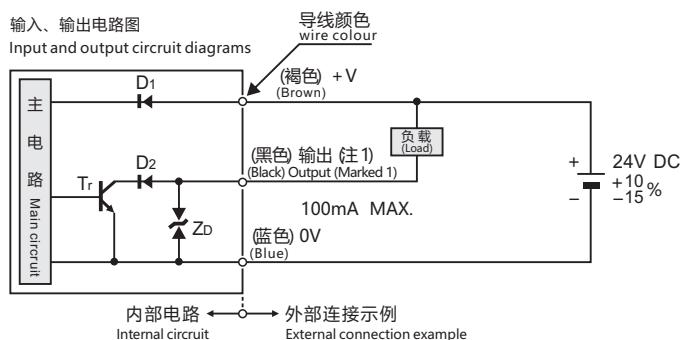
注：线长为1米
Note: The length is 1 meter

开关接线说明/Switch wiring instructions

附件

NPN输出型 / NPN output type

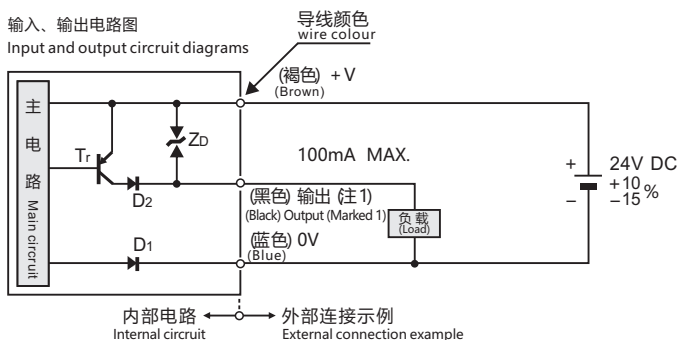
输入、输出电路图
Input and output circuit diagrams



(注1): 输出未装备短路保护电路。请勿直接连接电源或容性负载。
(Marked 1) Output is not equipped with short-circuit protection circuit. Do not connect directly to power or capacitive loads

PNP输出型 / PNP output type

输入、输出电路图
Input and output circuit diagrams



(注1): 输出未装备短路保护电路。请勿直接连接电源或容性负载。
(Marked 1) Output is not equipped with short-circuit protection circuit. Do not connect directly to power or capacitive loads



GRS08
无传感器(Without Sensor)



钻石齿
Diamond tooth



GRS08-CN(CP)
带传感器(With Sensor)

(PNP)
(NPN)

产品描述 Product Description

GRS08系列

本体使用超硬铝材料，重量轻刚性强，寿命长。

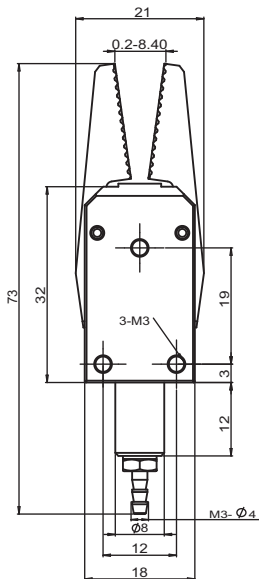
组装时可选择螺纹安装和CRG部品安装。

Series GRS08

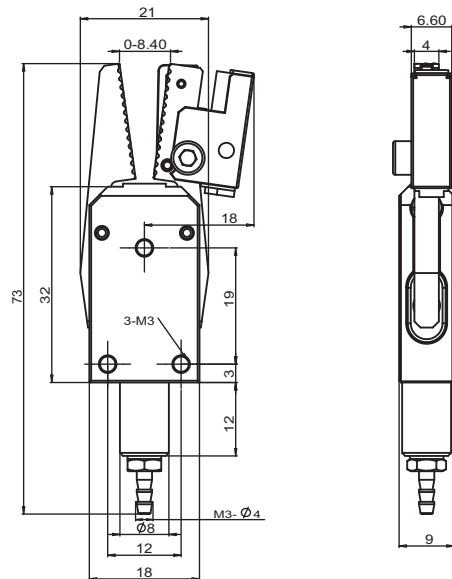
Main body being made of high-strength Aluminium, light weight, strong rigidity and long life cycle.

Using threaded components or CRG's components when to assemble.

货号(PN)	型号(Model)	传感器(Sensor)	抓取力(F)	重量(Weight)
8.Y00214	GRS08	-	5N	18g
8.Y00099	GRS08-C	-	5N	24g
8.Y00011	GRS08-CN	NPN	5N	40g
8.Y00012	GRS08-CP	PNP	5N	40g



无传感器(Without Sensor)



带传感器(With Sensor)

型材 / SUS Tube

支架模组

快换

夹具组件

气动剪刀

真空组件

附件

水口夹具GRM12系列 Sprue Gripper GRM12 Series

型材
SUS Tube

支架
Stents Module

快换
Quick Changer

夹具
Grip Module

气动
Air Nipper

真空
Vacuum Module

附件
Accessory Components



GRM12A
无传感器(Without Sensor)



A 钻石齿
A Diamond tooth



B 斜齿
B Helical tooth



GRM12A-CN(CP)
带传感器(With Sensor)

产品描述 Product Description

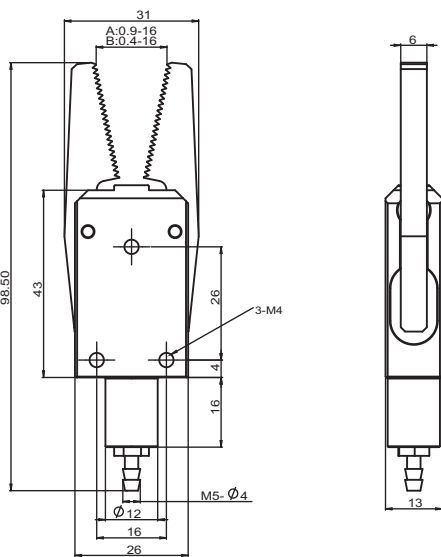
GRM12系列

本体使用超硬铝材料，重量轻刚性强，寿命长。
组装时可选择螺纹安装和CRG部品安装。

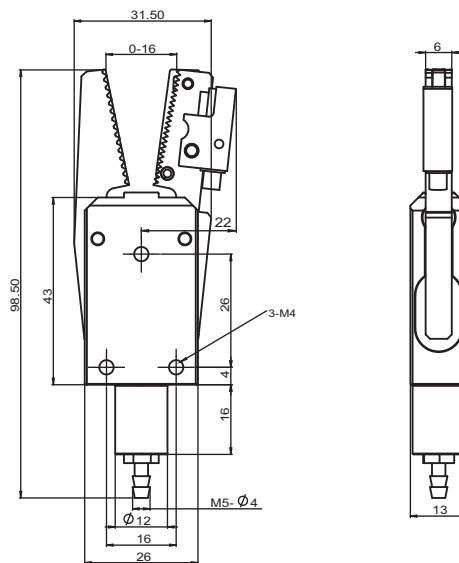
Series GRM12

Main body being made of high-strength Aluminium, light weight, strong rigidity and long life cycle.
Using threaded components or CRG's components when to assemble.

货号(PN)	型号(Model)	传感器(Sensor)	抓取力(F)	重量(Weight)
8.Y00103	GRM12A	-	28N	46g
8.Y00107	GRM12B	-	28N	46g
8.Y00092	GRM12A-C	-	28N	45g
8.Y00009	GRM12A-CN	NPN	28N	60g
8.Y00010	GRM12A-CP	PNP	28N	60g
8.Y00106	GRM12B-C	-	28N	45g
8.Y00104	GRM12B-CN	NPN	28N	60g
8.Y00105	GRM12B-CP	PNP	28N	60g



无传感器(Without Sensor)



带传感器(With Sensor)

水口夹具GRL12系列 Sprue Gripper GRL12 Series



钻石齿
Diamond tooth

GRL12A
无传感器(Without Sensor)



(PNP)
(NPN)

GRL12A-CN(CP)
带传感器(With Sensor)

产品描述 Product Description

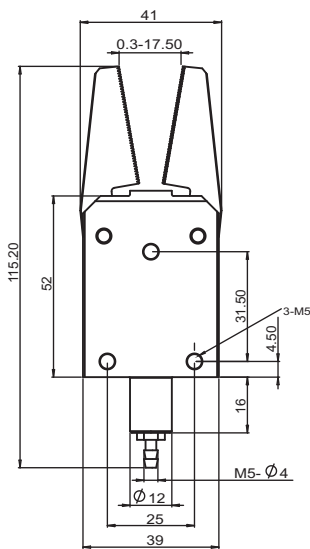
GRL12系列

本体使用超硬铝材料，重量轻刚性强，寿命长。
组装时可选择螺纹安装和CRG部品安装。

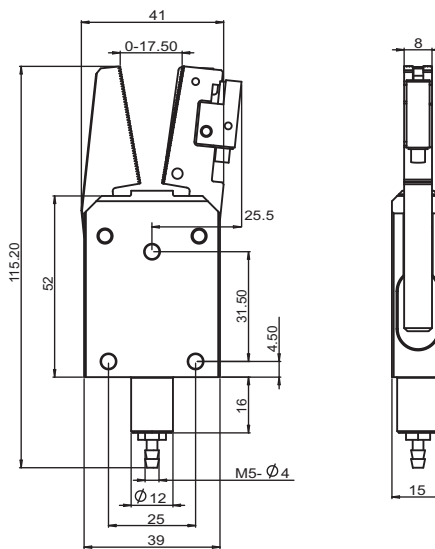
Series GRL12

Main body being made of high-strength Aluminium, light weight, strong rigidity and long life cycle.
Using threaded components or CRG's components when to assemble.

货号(PN)	型号(Model)	传感器(Sensor)	抓取力(F)	重量(Weight)
8.Y00108	GRL12A	-	45N	94g
8.Y00100	GRL12A-C	-	45N	84g
8.Y00001	GRL12A-CN	NPN	45N	100g
8.Y00002	GRL12A-CP	PNP	45N	100g



无传感器(Without Sensor)



带传感器(With Sensor)

型材 / SUS Tube

支架模组

快换

夹具组件

气动剪刀

真空组件

附件

水口夹具GRX20系列 Sprue Gripper GRX20 Series

型材 / SUS Tube

支架模组

快换

夹具组件

气动剪刀

真空组件

附件



GRX20
无传感器(Without Sensor)



GRX20-CN(CP)
带传感器(With Sensor)

产品描述 Product Description

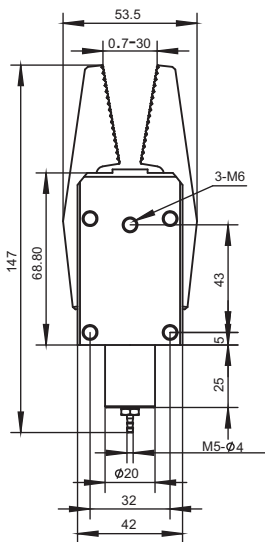
GRX20系列

本体使用超硬铝材料，重量轻刚性强，寿命长。
组装时可选择螺纹安装和CRG部品安装。

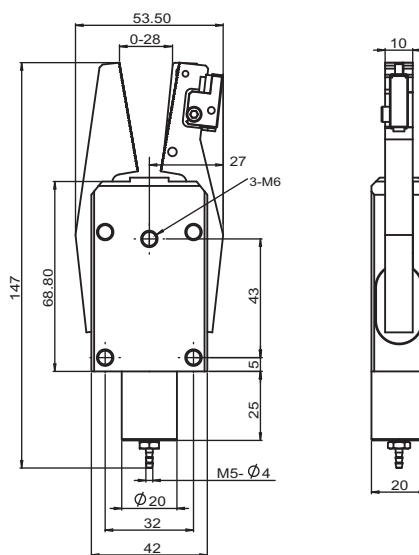
Series GRX20

Main body being made of high-strength Aluminium, light weight, strong rigidity and long life cycle.
Using threaded components or CRG's components when to assemble.

货号(PN)	型号(Model)	传感器(Sensor)	抓取力(F)	重量(Weight)
8.Y00213	GRX20	-	80N	180g
8.Y00215	GRX20-C	-	80N	177g
8.Y00013	GRX20-CN	NPN	80N	192g
8.Y00014	GRX20-CP	PNP	80N	192g



无传感器(Without Sensor)



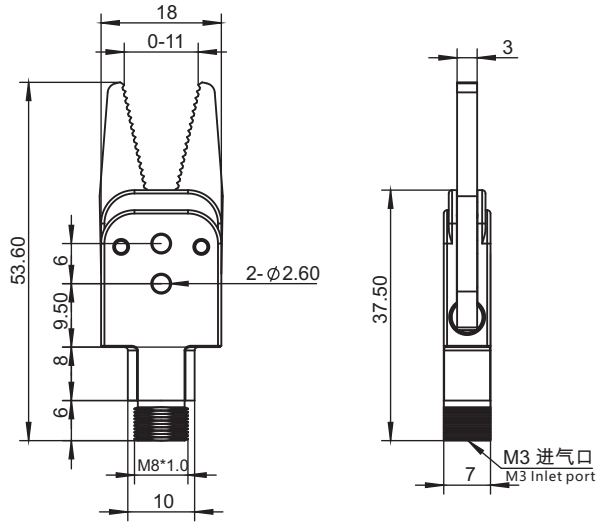
带传感器(With Sensor)

水口夹具GR05系列 Sprue Gripper GR05 Series



锯齿
Jagged

GR05A-10
无传感器(Without Sensor)



货号(PN)	型号(Model)	传感器(Sensor)	抓取力(F)	重量(Weight)
8.Y00348	GR05A-10	-	12N	9.6g

型材 / SUS Tube

支架模组

快换

夹具组件

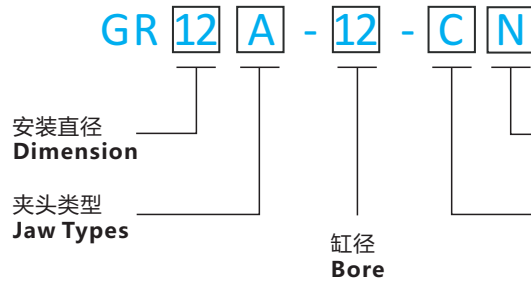
气动剪刀

真空组件

附件

水口夹具GR12系列 Sprue Gripper GR12 Series

型号表示方法 Model representation methods



开关类型 Switch type

NPN开关
PNP开关

C-可装开关

无-不可装开关

No - Not being able to mount a switch

本体使用超硬铝材料，重量轻刚性强，寿命长。
组装时可选择螺纹安装和CRG部品安装。

Main body being made of high-strength Aluminium, light weight, strong rigidity and long life cycle.
Using threaded components or CRG's components when to assemble.



GR10A-12
GR12A-12
GR12M-12 (钢制钳口 steel jaws)
无传感器 (Without Sensor)



GR12B-12
无传感器
(Without Sensor)



GR12L-12
无传感器
(Without Sensor)



GR10A-12-CP
GR12A-12-CN(CP)
GR12M-12-CN(CP) (钢制钳口 steel jaws)
带传感器 (With Sensor)



GR12B-12-CN(CP)
带传感器
(With Sensor)

选配件 / Accessorier selection



开关
1.PNP
2.NPN

开关货号(PN)	型号(Model)
1.Y07261	MAP-8S2P1/F(PNP)
1.Y07405	MAP-8S2N1/F(NPN)

注：线长为1米
Note: The length is 1 meter

货号(PN)	型号(Model)	传感器(Sensor)	抓取力(F)	重量(Weight)
8.Y00348	GR05A-10	-	12N	9.6g
8.Y00268	GR10A-12	-	28N	44g
8.Y00267	GR10A-12-CP	PNP	28N	70g
8.Y00305	GR10A-12-CN	NPN	28N	70g
8.Y00370	GR10D-12	-	28N	42g
8.Y00369	GR10D-12-CP	PNP	28N	61g
8.Y01034	GR10D-12-CN	NPN	28N	61g
8.Y00048	GR12A-12	-	28N	44g
8.Y00098	GR12A-12-C	-	28N	44g
8.Y00050	GR12A-12-CP	PNP	28N	70g
8.Y00091	GR12A-12-CN	NPN	28N	70g
8.Y00245	GR12B-12	-	28N	44g
8.Y00260	GR12B-12-C	-	28N	44g
8.Y00261	GR12B-12-CP	PNP	28N	70g
8.Y00262	GR12B-12-CN	NPN	28N	70g
8.Y00307	GR10L-12	-	28N	50g
8.Y00308 (钢制钳口 steel jaws)	GR12L-12	-	28N	50g
8.Y00419 (钢制钳口 steel jaws)	GR12M-12	-	28N	66.2g
8.Y00421 (钢制钳口 steel jaws)	GR12M-12-CP	PNP	28N	82.5g
8.Y00420	GR12M-12-CN	NPN	28N	82.5g

型材 / SUS Tube

支架模组

快换

夹具组件

气动剪刀

真空组件

附件

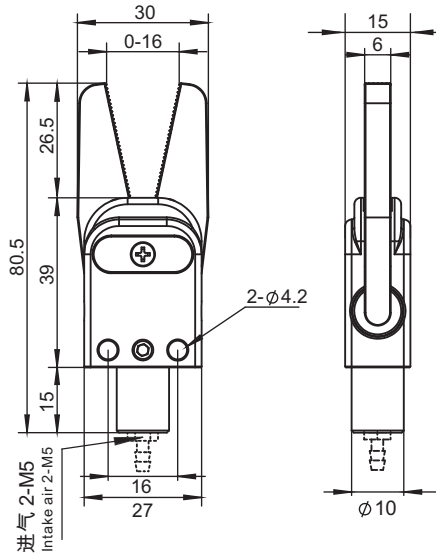
水口夹具GR10系列 Sprue Gripper GR10 Series



GR10A-12
无传感器(Without Sensor)

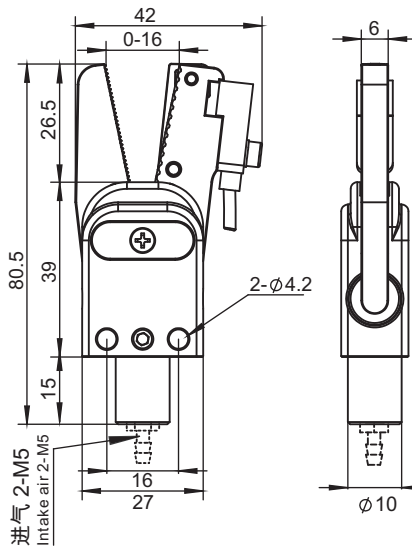


钻石齿
Diamond tooth



GR10A-12-CN(CP)
带传感器(With Sensor)

MAP-8S2P1/F(PNP)
MAP-8S2N1/F(NPN)



货号(PN)	型号(Model)	传感器(Sensor)	抓取力(F)	重量(Weight)
8.Y00268	GR10A-12	-	28N	44g
8.Y00267	GR10A-12-CP	PNP	28N	70g
8.Y00305	GR10A-12-CN	NPN	28N	70g

型材 / SUS Tube

支架模组

快换

夹具组件

气动剪刀

真空组件

附件

水口夹具GR10系列 Sprue Gripper GR10 Series

型材
SUS Tube

支架
模组

快换

夹具
组件

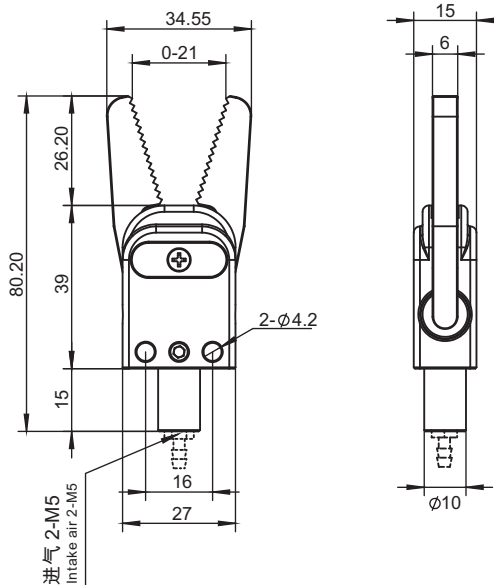
气动
剪刀

真空
组件

附件



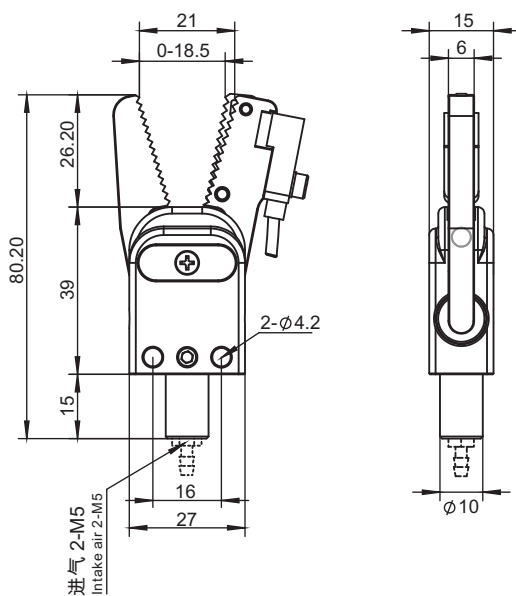
斜齿
Helical tooth



GR10D-12
无传感器(Without Sensor)



MAP-8S2P1/F(PNP)
MAP-8S2N1/F(NPN)



GR10D-12-CP
带传感器(With Sensor)

货号(PN)	型号(Model)	传感器(Sensor)	抓取力(F)	重量(Weight)
8.Y00370	GR10D-12	-	28N	42g
8.Y00369	GR10D-12-CP	PNP	28N	61g
8.Y01034	GR10D-12-CN	NPN	28N	61G

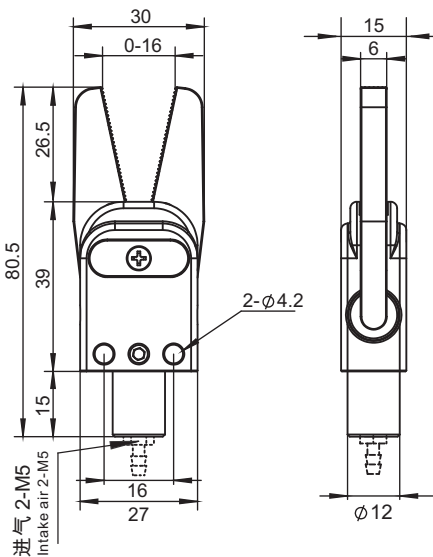
水口夹具GR12系列 Sprue Gripper GR12 Series



GR12A-12
无传感器(Without Sensor)

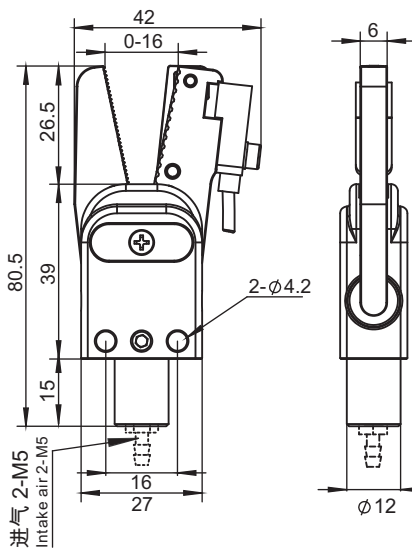


钻石齿
Diamond tooth



GR12A-12-CN(CP)
带传感器(With Sensor)

MAP-8S2P1/F (PNP)
MAP-8S2N1/F (NPN)



货号(PN)	型号(Model)	传感器(Sensor)	抓取力(F)	重量(Weight)
8.Y00048	GR12A-12	-	28N	44g
8.Y00098	GR12A-12-C	-	28N	44g
8.Y00050	GR12A-12-CP	PNP	28N	70g
8.Y00091	GR12A-12-CN	NPN	28N	70g

型材 / SUS Tube

支架模组

快换

夹组件

气动剪刀

真空组件

附件

水口夹具GR12系列 Sprue Gripper GR12 Series

型材
SUS Tube

支架
模组

快换

夹具
组件

气动
剪刀

真空
组件

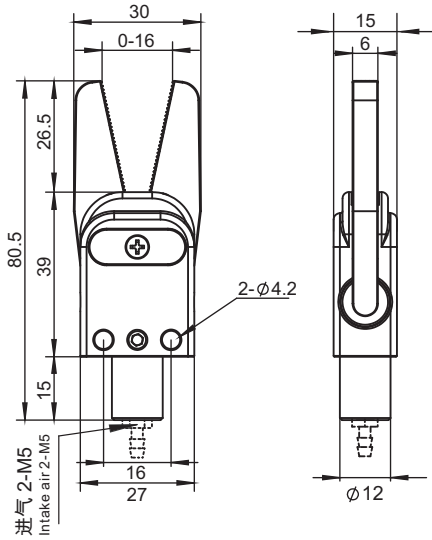
附件
Accessory Components



GR12B-12
无传感器(Without Sensor)

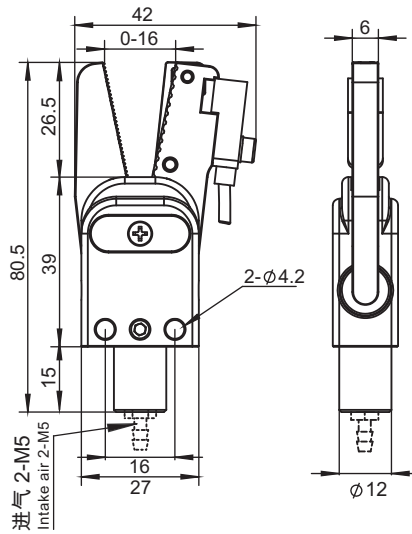


斜齿
Helical tooth



GR12B-12-CN(CP)
带传感器(With Sensor)

MAP-8S2P1/F (PNP)
MAP-8S2N1/F (NPN)

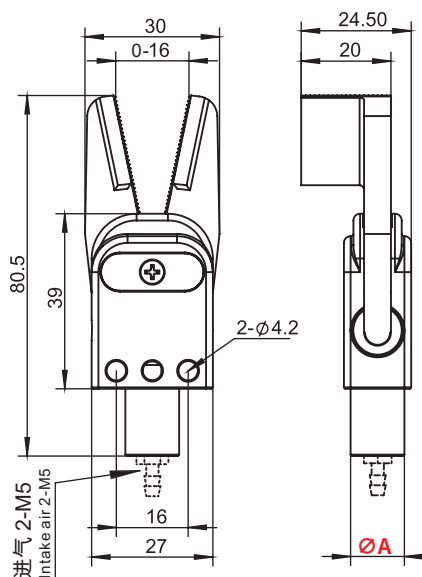


货号(PN)	型号(Model)	传感器(Sensor)	抓取力(F)	重量(Weight)
8.Y00245	GR12B-12	-	28N	44g
8.Y00260	GR12B-12-C	-	28N	44g
8.Y00261	GR12B-12-CP	PNP	28N	70g
8.Y00262	GR12B-12-CN	NPN	28N	70g

水口夹具GR12系列 Sprue Gripper GR12 Series



GR12L-12
无传感器(Without Sensor)

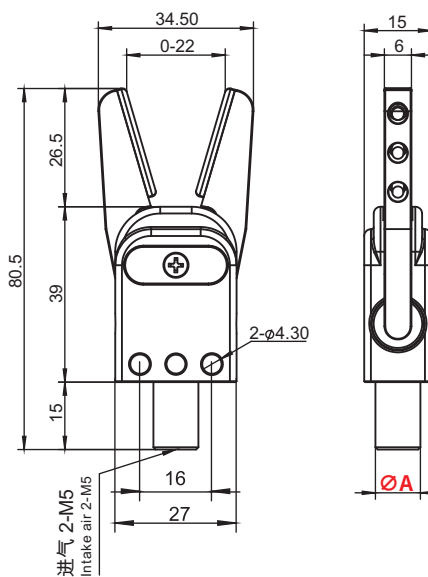


货号(PN)	型号(Model)	A	传感器(Sensor)	抓取力(F)	重量(Weight)
8.Y00307	GR10L-12	Ø10	-	28N	50g
8.Y00308	GR12L-12	Ø12	-	28N	50g

NEW



GR12N-12
无传感器(Without Sensor)



货号(PN)	型号(Model)	A	传感器(Sensor)	抓取力(F)	重量(Weight)
8.Y01011	GR10N-12	Ø10	-	28N	42g
8.Y01012	GR12N-12	Ø12	-	28N	42g

型材 / SUS Tube

支架模组

快换

夹组件

气动剪刀

真空组件

附件

水口夹具GR12系列 Sprue Gripper GR12 Series

型材
SUS Tube

支架
模组

快换

夹具
组件

气动
剪刀

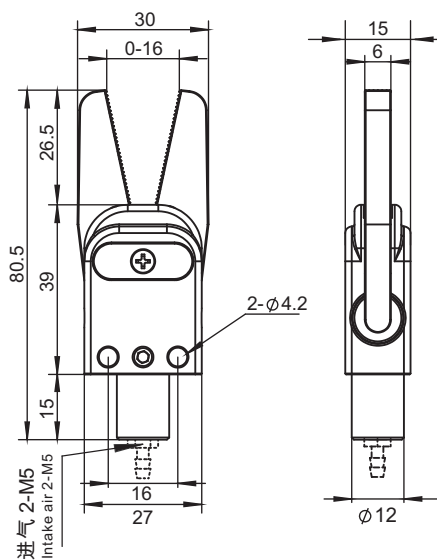
真空
组件

附件



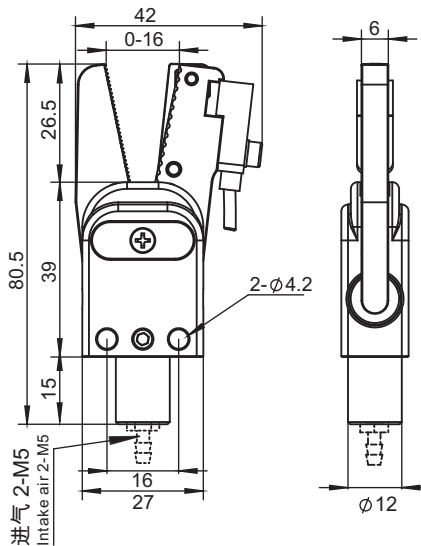
钢制钳口
Steel jaw

GR12M-12
无传感器(Without Sensor)



MAP-8S2P1/F (PNP)
MAP-8S2N1/F (NPN)

GR12M-12-CN(CP)
带传感器(With Sensor)



货号(PN)	型号(Model)	传感器(Sensor)	抓取力(F)	重量(Weight)
8.Y00419(钢制钳口steel jaws)	GR12M-12	-	28N	66.2g
8.Y00421(钢制钳口steel jaws)	GR12M-12-CP	PNP	28N	82.5g
8.Y00420(钢制钳口steel jaws)	GR12M-12-CN	NPN	28N	82.5g

水口夹具GR20系列 Sprue Gripper GR20 Series

1. 本体使用超硬铝材料，重量轻刚性强，寿命长。
 2. 组装时可选择螺纹安装和CRG部品安装。
 3. GR系列水口夹可选择不同的夹头形状，满足多种水口的夹取。
1. Main body being made of high-strength Aluminium , light weight , strong rigidity and long life cycle.
 2. Using threaded components or CRG's components when to assemble.
 3. GR series of sprue gripper can choose different types of jaws to satisfy the clamping of various sprue gate.



GR20A-20
无传感器
(Without Sensor)



GR20B-20
无传感器
(Without Sensor)



GR20D-20
无传感器
(Without Sensor)



GR20C-20
无传感器
(Without Sensor)



GR20A-20-CN(CP)
带传感器
(With Sensor)



GR20B-20-CN(CP)
带传感器
(With Sensor)



GR20D-20-CN(CP)
带传感器
(With Sensor)



GR20E-20
无传感器
(Without Sensor)

货号(PN)	型号(Model)	传感器(Sensor)	抓取力(F)	重量(Weight)
8.Y00224	GR20A-20	-	80N	112g
8.Y00049	GR20A-20-C	-	80N	118g
8.Y00226	GR20A-20-CP	PNP	80N	137g
8.Y00051	GR20A-20-CN	NPN	80N	137g
8.Y00234	GR20B-20	-	80N	112g
8.Y00231	GR20B-20-C	-	80N	118g
8.Y00232	GR20B-20-CP	PNP	80N	137g
8.Y00233	GR20B-20-CN	NPN	80N	137g
8.Y00342	GR20C-20	-	80N	140g
8.Y00343	GR20D-20	-	80N	149g
8.Y00442	GR20D-20-CP	PNP	80N	173.1g
8.Y00479	GR20D-20-CN	NPN	80N	173.1g
8.Y00344	GR20E-20	-	80N	129g

型材
Profile / SUS Tube

支架模组
Stents Module

快换
Quick Changer

夹具组件
Grip Module

气动剪刀
Air Nipper

真空组件
Vacuum Module

附件
Accessory Components

水口夹具GR20系列 Sprue Gripper GR20 Series

1. 本体使用超硬铝材料，重量轻刚性强，寿命长。
 2. 组装时可选择螺纹安装和CRG部品安装。
 3. GR系列水口夹可选择不同的夹头形状，满足多种水口的夹取。
1. Main body being made of high-strength Aluminium, light weight, strong rigidity and long life cycle.
 2. Using threaded components or CRG's components when to assemble.
 3. GR series of sprue gripper can choose different types of jaws to satisfy the clamping of various sprue gate.



GR20G-20
无传感器
(Without Sensor)



GR20H-20
无传感器
(Without Sensor)



GR20I-20
无传感器
(Without Sensor)



GR20F-20
无传感器
(Without Sensor)



GR20G-20-CN(CP)
带传感器
(With Sensor)



GR20H-20-CN(CP)
带传感器
(With Sensor)



GR20I-20-CN(CP)
带传感器
(With Sensor)

货号(PN)	型号(Model)	传感器(Sensor)	抓取力(F)	重量(Weight)
8.Y00345	GR20F-20	-	80N	128g
8.Y00433	GR20G-20	-	80N	131.1g
8.Y00472	GR20G-20-CP	PNP	80N	153.7g
8.Y00473	GR20G-20-CN	NPN	80N	153.7g
8.Y00422 (钢制钳口 steel jaws)	GR20H-20	-	80N	193.1g
8.Y00424 (钢制钳口 steel jaws)	GR20H-20-CP	PNP	80N	220.5g
8.Y00423 (钢制钳口 steel jaws)	GR20H-20-CN	NPN	80N	220.5g
8.Y00450 (钢制钳口 steel jaws)	GR20I-20	-	80N	191.6g
8.Y00470 (钢制钳口 steel jaws)	GR20I-20-CP	PNP	80N	219g
8.Y00471 (钢制钳口 steel jaws)	GR20I-20-CN	NPN	80N	219g

型材
SUS Tube

支架
Module

快换
Quick Changer

夹具
Module

气动
Air Nipper

真空
Vacuum Module

附件
Accessory Components

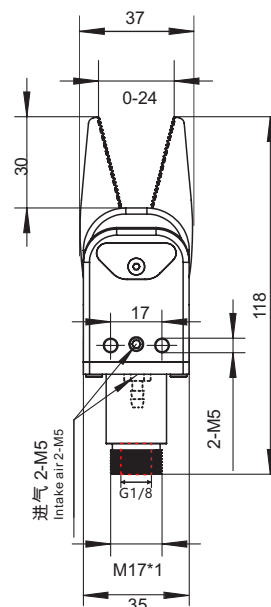
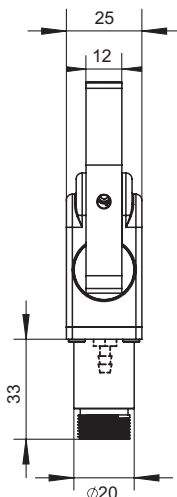
水口夹具GR20系列 Sprue Gripper GR20 Series



钻石齿
Diamond tooth

底部四个螺丝为了方便接气，
出厂时为松动状态。
The four screws on the bottom
are loose for ventilate conveniently
when they leaving the factory

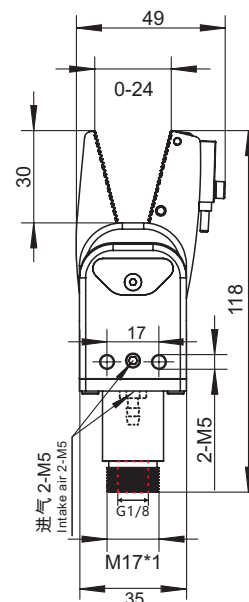
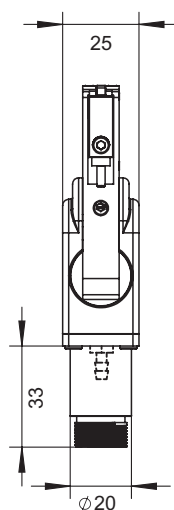
GR20A-20
无传感器(Without Sensor)



MAP-8S2P1/F (PNP)
MAP-8S2N1/F (NPN)

底部四个螺丝为了方便接气，
出厂时为松动状态。
The four screws on the bottom
are loose for ventilate conveniently
when they leaving the factory

GR20A-20-CN(CP)
带传感器(With Sensor)



货号(PN)	型号(Model)	传感器(Sensor)	抓取力(F)	重量(Weight)
8.Y00224	GR20A-20	-	80N	112g
8.Y00049	GR20A-20-C	-	80N	118g
8.Y00226	GR20A-20-CP	PNP	80N	137g
8.Y00051	GR20A-20-CN	NPN	80N	137g

型材 / SUS Tube

支架模组

快换

夹具组件

气动剪刀

真空组件

附件

水口夹具GR20系列 Sprue Gripper GR20 Series

型材 / SUS Tube

支架模组

快换

夹具组件

气动剪刀

真空组件

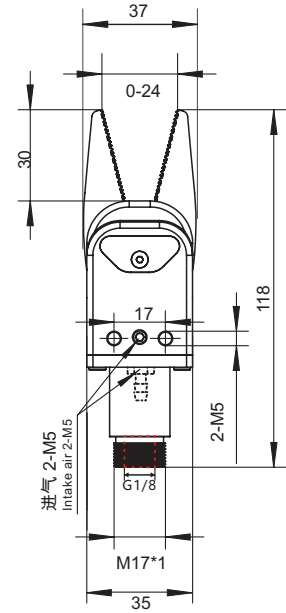
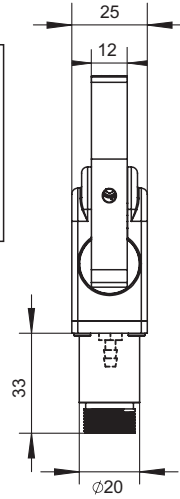
附件



斜齿
Helical tooth

底部四个螺丝为了方便接气，
出厂时为松动状态。
The four screws on the bottom
are loose for ventilate conveniently
when they leaving the factory

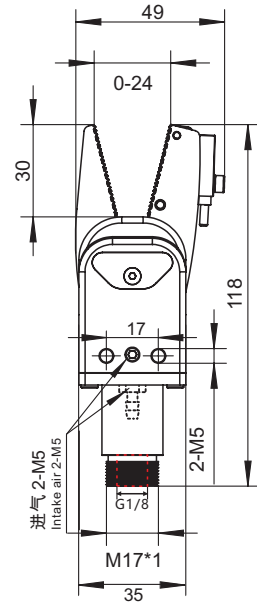
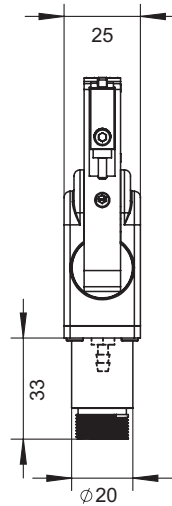
GR20B-20
无传感器(Without Sensor)



MAP-8S2P1/F (PNP)
MAP-8S2N1/F (NPN)

底部四个螺丝为了方便接气，
出厂时为松动状态。
The four screws on the bottom
are loose for ventilate conveniently
when they leaving the factory

GR20B-20-CN(CP)
带传感器(With Sensor)



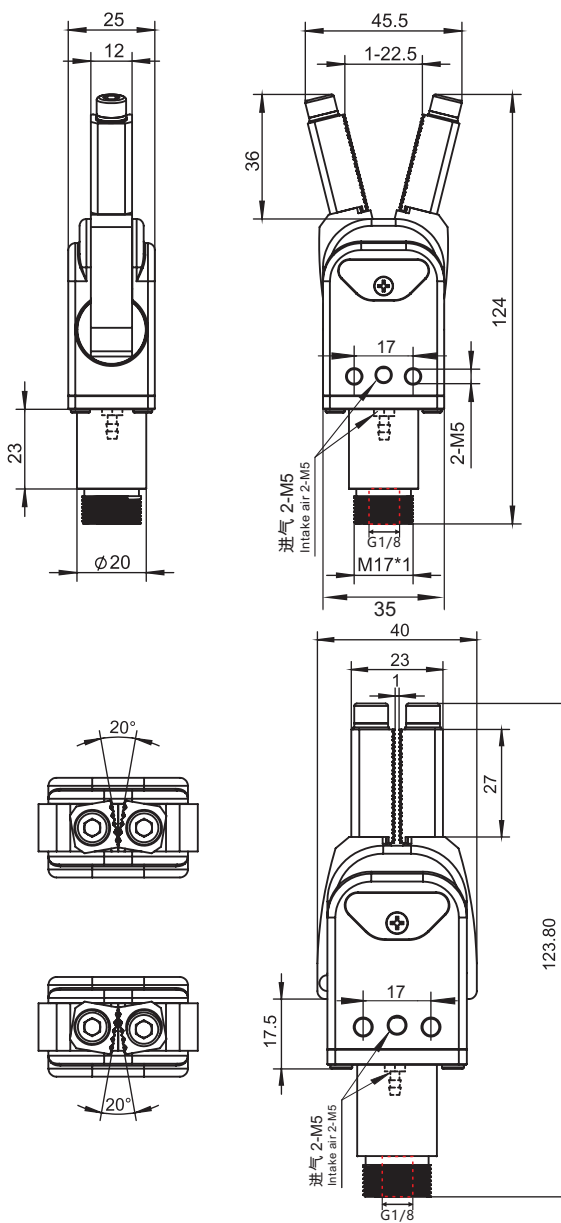
货号(PN)	型号(Model)	传感器(Sensor)	抓取力(F)	重量(Weight)
8.Y00234	GR20B-20	-	80N	112g
8.Y00231	GR20B-20-C	-	80N	118g
8.Y00232	GR20B-20-CP	PNP	80N	137g
8.Y00233	GR20B-20-CN	NPN	80N	137g

水口夹具GR20系列 Sprue Gripper GR20 Series



底部四个螺丝为了方便接气，
出厂时为松动状态。
The four screws on the bottom
are loose for ventilate conveniently
when they leaving the factory

GR20C-20
无传感器(Without Sensor)



货号(PN)	型号(Model)	传感器(Sensor)	抓取力(F)	重量(Weight)
8.Y00342	GR20C-20	-	80N	140g

型材 / SUS Tube

支架模组

快换

夹爪组件

气动剪刀

真空组件

附件

水口夹具GR20系列 Sprue Gripper GR20 Series

型材
SUS Tube

支架
Module

快换
Quick Changer

夹具
Module

气动
Air Nipper

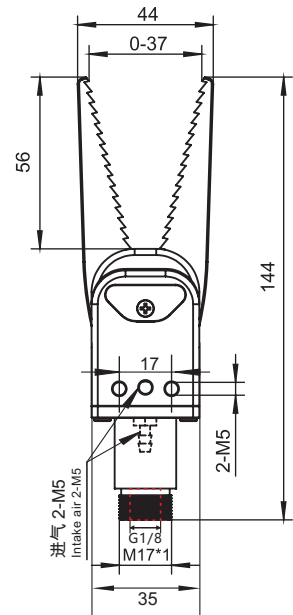
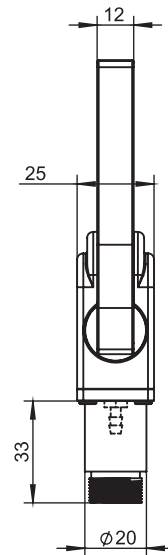
真空
Vacuum Module

附件
Accessory Components



底部四个螺丝为了方便接气，
出厂时为松动状态。
The four screws on the bottom
are loose for ventilate conveniently
when they leaving the factory

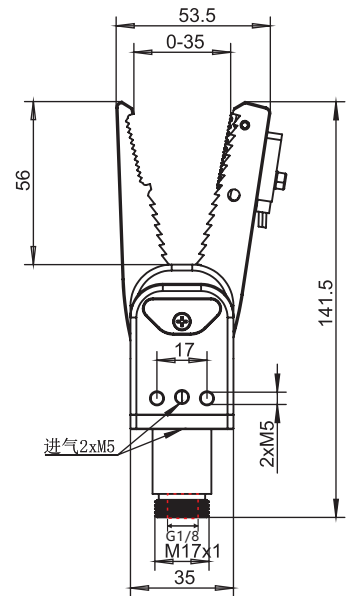
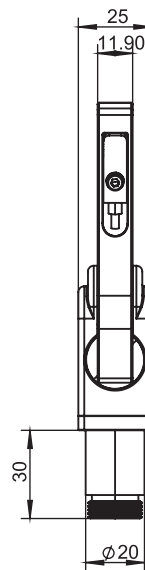
GR20D-20
无传感器(Without Sensor)



MAP-8S2P1/F (PNP)
MAP-8S2N1/F (NPN)

底部四个螺丝为了方便接气，
出厂时为松动状态。
The four screws on the bottom
are loose for ventilate conveniently
when they leaving the factory

GR20D-20-CN(CP)
带传感器(With Sensor)



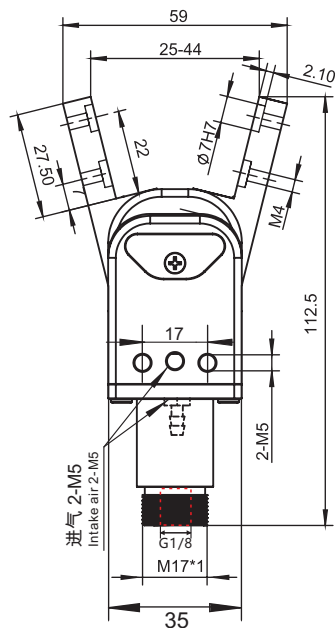
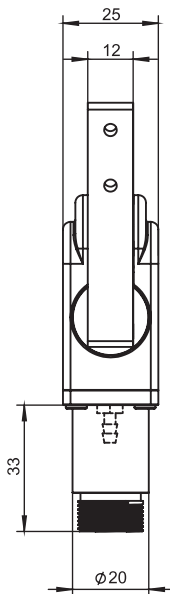
货号(PN)	型号(Model)	传感器(Sensor)	抓取力(F)	重量(Weight)
8.Y00343	GR20D-20	-	80N	149g
8.Y00442	GR20D-20-CP	PNP	80N	173.1g
8.Y00479	GR20D-20-CN	NPN	80N	173.1g

水口夹具GR20系列 Sprue Gripper GR20 Series




底部四个螺丝为了方便接气，
出厂时为松动状态。
The four screws on the bottom
are loose for ventilate conveniently
when they leaving the factory

GR20E-20
无传感器(Without Sensor)

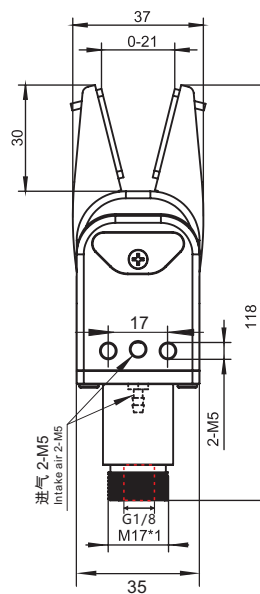
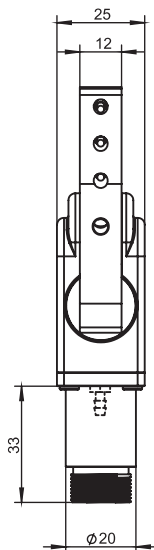


货号(PN)	型号(Model)	传感器(Sensor)	抓取力(F)	重量(Weight)
8.Y00344	GR20E-20	-	80N	129g



底部四个螺丝为了方便接气，
出厂时为松动状态。
The four screws on the bottom
are loose for ventilate conveniently
when they leaving the factory

GR20F-20
无传感器(Without Sensor)



货号(PN)	型号(Model)	传感器(Sensor)	抓取力(F)	重量(Weight)
8.Y00345	GR20F-20	-	80N	128g

型材 / SUS Tube

支架模组

快换

夹组件

气动剪刀

真空组件

附件

水口夹具GR20系列 Sprue Gripper GR20 Series

型材
SUS Tube

支架
Module

快换
Quick Changer

夹具
Module

气动
Air Nipper


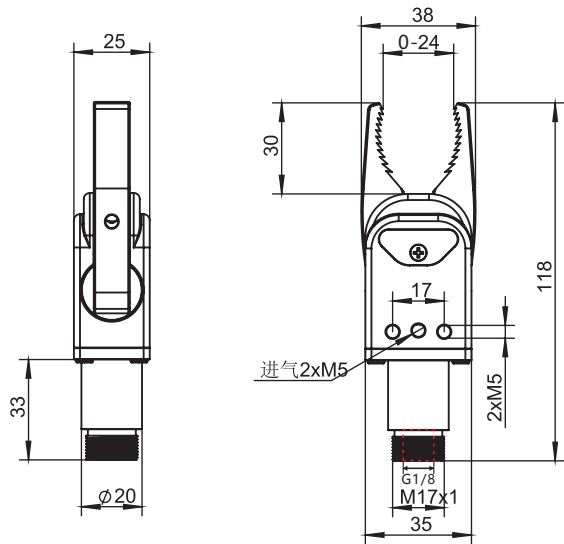
真空
Vacuum Module

附件
Accessory Components



底部四个螺丝为了方便接气，
出厂时为松动状态。
The four screws on the bottom
are loose for ventilate conveniently
when they leaving the factory

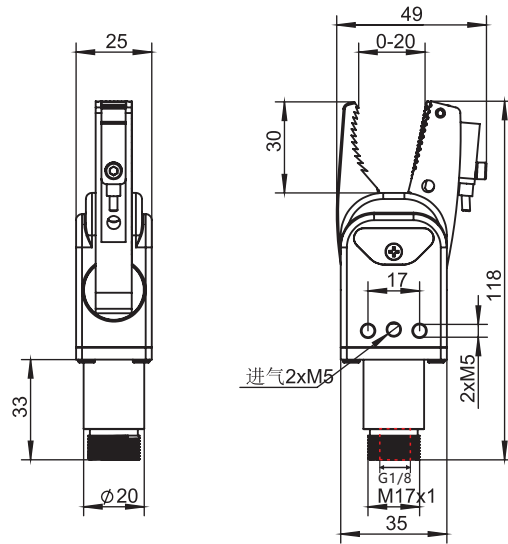
GR20G-20
无传感器(Without Sensor)



MAP-8S2P1/F (PNP)
MAP-8S2N1/F (NPN)

底部四个螺丝为了方便接气，
出厂时为松动状态。
The four screws on the bottom
are loose for ventilate conveniently
when they leaving the factory

GR20G-20-CN(CP)
带传感器(With Sensor)



货号(PN)	型号(Model)	传感器(Sensor)	抓取力(F)	重量(Weight)
8.Y00433	GR20G-20	-	80N	131.1g
8.Y00472	GR20G-20-CP	PNP	80N	153.7g
8.Y00473	GR20G-20-CN	NPN	80N	153.7g

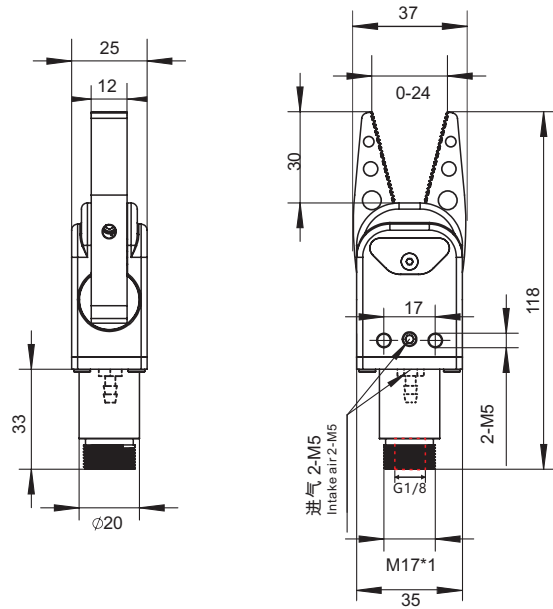
水口夹具GR20系列 Sprue Gripper GR20 Series



钢制钳口
Steel jaw

底部四个螺丝为了方便接气，
出厂时为松动状态。
The four screws on the bottom
are loose for ventilate conveniently
when they leaving the factory

GR20H-20
无传感器(Without Sensor)



钢制钳口
Steel jaw

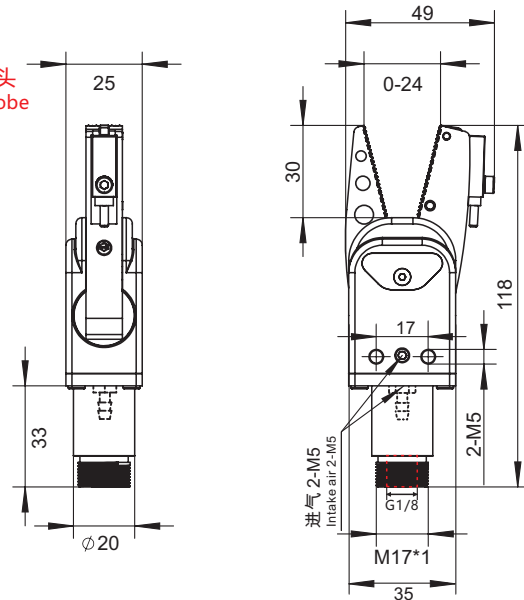


钢制探头
Steel probe

MAP-8S2P1/F (PNP)
MAP-8S2N1/F (NPN)

底部四个螺丝为了方便接气，
出厂时为松动状态。
The four screws on the bottom
are loose for ventilate conveniently
when they leaving the factory

GR20H-20-CN(CP)
带传感器(With Sensor)



货号(PN)	型号(Model)	传感器(Sensor)	抓取力(F)	重量(Weight)
8.Y00422 (钢制钳口)	GR20H-20	-	80N	193.1g
8.Y00424 (钢制钳口)	GR20H-20-CP	PNP	80N	220.5g
8.Y00423 (钢制钳口)	GR20H-20-CN	NPN	80N	220.5g

型材 / SUS Tube

支架模组
Stents Module

快换
Quick Changer

夹具组件
Grip Module

气动剪刀
Air Nipper

真空组件
Vacuum Module

附件
Accessory Components

水口夹具GR20系列 Sprue Gripper GR20 Series

型材 / SUS Tube

支架模组

快换

夹具组件

气动剪刀

真空组件

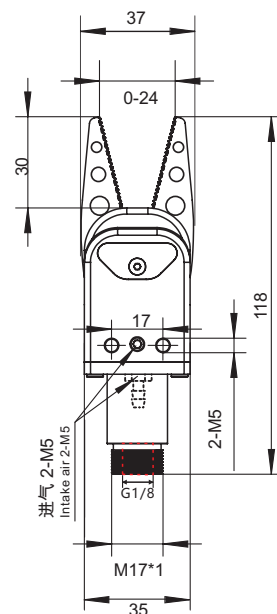
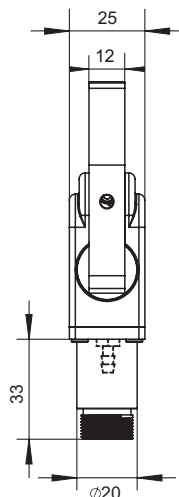
附件



钢制钳口
Steel jaw

底部四个螺丝为了方便接气，
出厂时为松动状态。
The four screws on the bottom
are loose for ventilate conveniently
when they leaving the factory

GR20I-20
无传感器(Without Sensor)



钢制钳口
Steel jaw



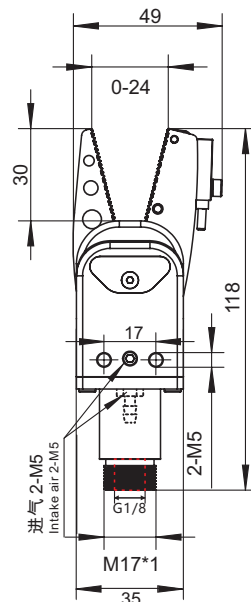
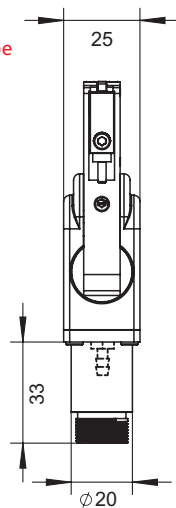
钢制探头
Steel probe

MAP-8S2P1/F (PNP)
MAP-8S2N1/F (NPN)



底部四个螺丝为了方便接气，
出厂时为松动状态。
The four screws on the bottom
are loose for ventilate conveniently
when they leaving the factory

GR20I-20-CN(CP)
带传感器(With Sensor)




货号(PN)	型号(Model)	传感器(Sensor)	抓取力(F)	重量(Weight)
8.Y00450 (钢制钳口)	GR20I-20	-	80N	191.6g
8.Y00470 (钢制钳口)	GR20I-20-CP	PNP	80N	219.1g
8.Y00471 (钢制钳口)	GR20I-20-CN	NPN	80N	219.1g

水口夹具GRA20系列 Sprue Gripper GRA20 Series

1. 双动作或弹簧开启 (-NO)。
2. 不同重量和尺寸均具有很高的夹紧力。
3. 不同的紧固选项。
4. 可选的磁传感器

1. Double acting or spring open (-NO).
2. Very high gripping force related to the weight and dimensions.
3. Different options for fastening.
4. Optional magnetic sensors.



GRA20A
无传感器
(Without Sensor)



GRA20A-CN(CP)
带传感器
(With Sensor)



GRA20C-CN(CP)
带传感器
(With Sensor)

货号(PN)	型号(Model)	传感器(Sensor)	抓取力(F)	重量(Weight)
8.Y00391	GRA20A	-	80N	110g
8.Y00392	GRA20A-CP	PNP	80N	115g
8.Y00393	GRA20A-CN	NPN	80N	115g
8.Y00434	GRA20C-CP	PNP	80N	135g
8.Y00435	GRA20C-CN	NPN	80N	135g

型材
SUS Tube

支架
Module

快换
Changer

夹具
Module

气动
Nipper

真空
Module

附件
Components

水口夹具GRA20系列 Sprue Gripper GRA20 Series

型材 / SUS Tube
Profile / SUS Tube

支架模组
Stents Module

快换
Quick Changer

夹具组件
Grip Module

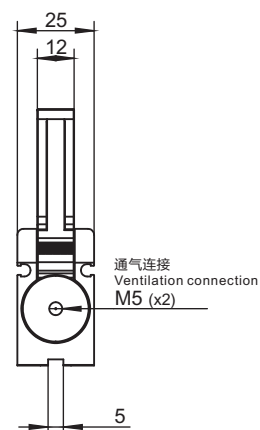
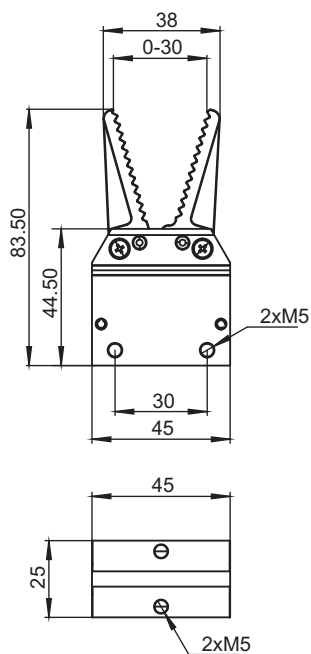
气动剪刀
Air Nipper

真空组件
Vacuum Module

附件
Accessory Components

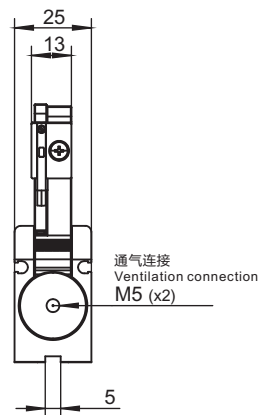
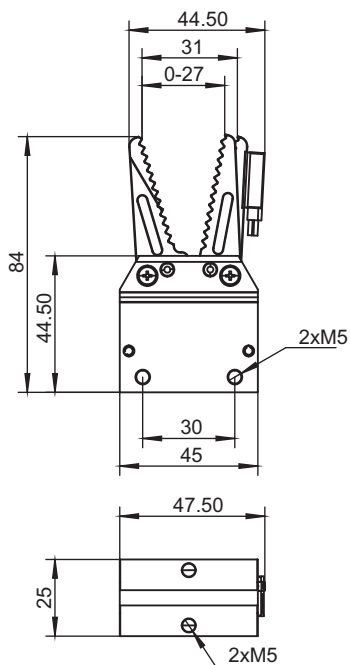


GRA20A
无传感器(Without Sensor)



GRA20A-CN(CP)
带传感器(With Sensor)

D-M9P (PNP)
D-M9N (NPN)



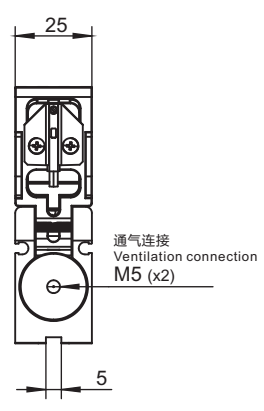
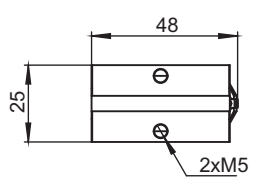
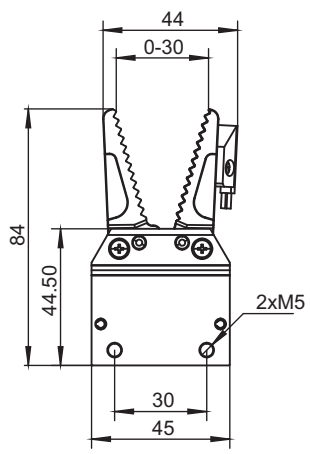
货号(PN)	型号(Model)	传感器(Sensor)	抓取力(F)	重量(Weight)
8.Y00391	GRA20A	-	80N	110g
8.Y00392	GRA20A-CP	PNP	80N	115g
8.Y00393	GRA20A-CN	NPN	80N	115g

水口夹具GRA20系列 Sprue Gripper GRA20 Series



D-M9P (PNP)
D-M9N (NPN)

GRA20C-CN(CP)
带传感器(With Sensor)



货号(PN)	型号(Model)	传感器(Sensor)	抓取力(F)	重量(Weight)
8.Y00434	GRA20C-CP	PNP	80N	135g
8.Y00435	GRA20C-CN	NPN	80N	135g

- 型材 / SUS Tube
- 支架模组
- 快速换模
- 夹具组件
- 气动剪刀
- 真空组件
- 附件

水口夹具GRT20系列 Sprue Gripper GRT20 Series

1. 本体使用超硬铝材料，重量轻刚性强，寿命长。
2. 组装时可选择螺纹安装和CRG部品安装。
3. GR系列水口夹可选择不同的夹头形状，满足多种水口的夹取。

1. Main body being made of high-strength Aluminium, light weight, strong rigidity and long life cycle.
2. Using threaded components or CRG's components when to assemble.
3. GR series of sprue gripper can choose different types of jaws to satisfy the clamping of various sprue gate.



GRT20A
无传感器
(Without Sensor)



GRT20B
无传感器
(Without Sensor)



GRT20C
无传感器
(Without Sensor)



GRT20E
无传感器
(Without Sensor)



GRT20A-CN(CP)
带传感器
(With Sensor)



GRT20B-CN(CP)
带传感器
(With Sensor)



GRT20D
无传感器
(Without Sensor)



GRT20E-CN(CP)
带传感器
(With Sensor)

货号(PN)	型号(Model)	信号开关(Switch type)	抓取力(F)	重量(Weight)
8.Y00257	GRT20A	-	100N	111g
8.Y00252	GRT20A-C	-	100N	113g
8.Y00258	GRT20A-CN	NPN	100N	130g
8.Y00259	GRT20A-CP	PNP	100N	130g
8.Y00279	GRT20B	-	100N	162.8g
8.Y00280	GRT20B-C	-	100N	141.4g
8.Y00281	GRT20B-CN	NPN	100N	158.4g
8.Y00282	GRT20B-CP	PNP	100N	158.4g
8.Y00316	GRT20C	-	100N	144g
8.Y00317	GRT20D	-	100N	160g
8.Y01004	GRT20D-CP	PNP	100N	145g
8.Y00458	GRT20D-CN	NPN	100N	145g
8.Y00318	GRT20E	-	100N	161g
8.Y00339	GRT20E-CN	NPN	100N	165g
8.Y00340	GRT20E-CP	PNP	100N	165g

型材
SUS Tube

支架
Module

快换
Quick Changer

夹具
Grip Module

气动
Air Nipper

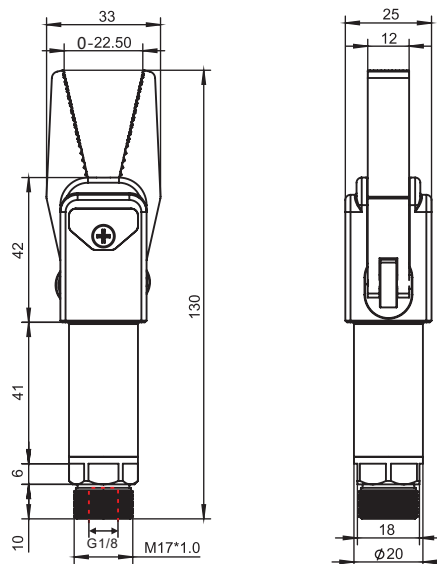
真空
Vacuum Module

附件
Accessory Components

水口夹具GRT20系列 Sprue Gripper GRT20 Series

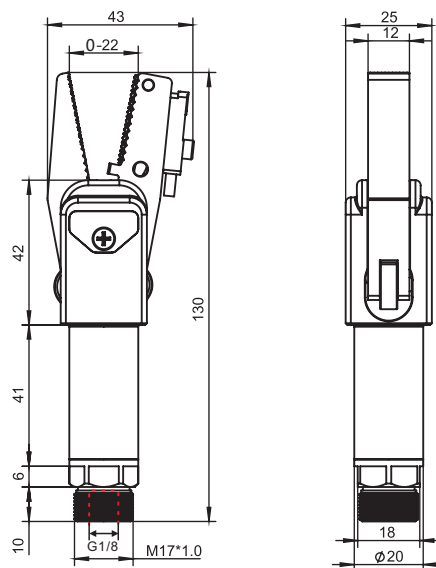


GRT20A
无传感器(Without Sensor)



GRT20A-CN(CP)
带传感器(With Sensor)

MAP-8S2P1/F (PNP)
MAP-8S2N1/F (NPN)



型材 / 钢管
Profile / SUS Tube

支架模组
Stents Module

快换
Quick Changer

夹具组件
Grip Module

气动剪刀
Air Nipper

真空组件
Vacuum Module

附件
Accessory Components

货号(PN)	型号(Model)	传感器(Sensor)	抓取力(F)	重量(Weight)
8.Y00257	GRT20A	-	100N	111g
8.Y00252	GRT20A-C	-	100N	113g
8.Y00258	GRT20A-CN	NPN	100N	130g
8.Y00259	GRT20A-CP	PNP	100N	130g

水口夹具GRT20系列 Sprue Gripper GRT20 Series

型材 / SUS Tube

支架模组

快换

夹具组件

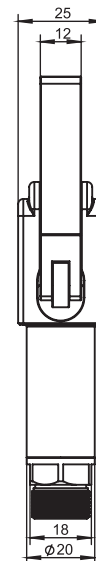
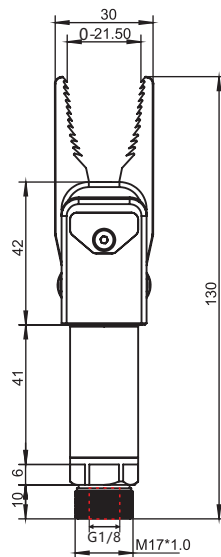
气动剪刀

真空组件

附件

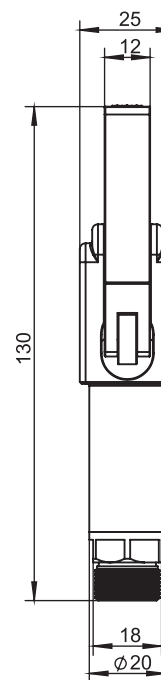
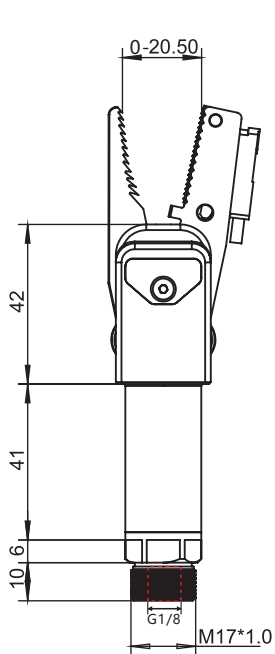


GRT20B
无传感器(Without Sensor)



MAP-8S2P1/F (PNP)
MAP-8S2N1/F (NPN)

GRT20B-CN(CP)
带传感器(With Sensor)

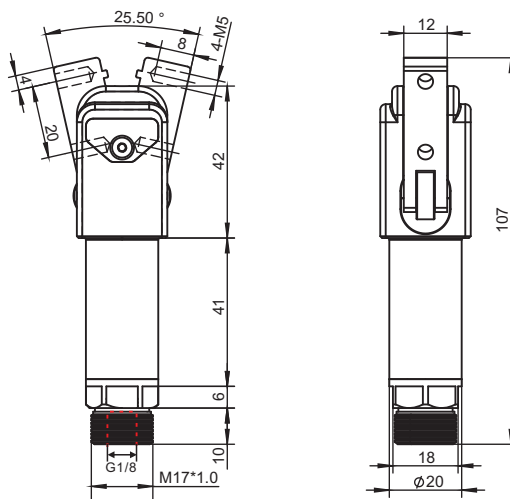


货号(PN)	型号(Model)	传感器(Sensor)	抓取力(F)	重量(Weight)
8.Y00279	GRT20B	-	100N	162.8g
8.Y00280	GRT20B-C	-	100N	141.4g
8.Y00281	GRT20B-CN	NPN	100N	158.4g
8.Y00282	GRT20B-CP	PNP	100N	158.4g

水口夹具GRT20系列 Sprue Gripper GRT20 Series



GRT20C
无传感器(Without Sensor)



货号(PN)	型号(Model)	传感器(Sensor)	抓取力(F)	重量(Weight)
8.Y00316	GRT20C	-	100N	144g

型材 / 钢管
Profile / SUS Tube

支架模组
Stents Module

快换
Quick Changer

夹具组件
Grip Module

气动剪刀
Air Nipper

真空组件
Vacuum Module

附件
Accessory Components

水口夹具GRT20系列 Sprue Gripper GRT20 Series

型材 / SUS Tube

支架模组

快换

夹具组件

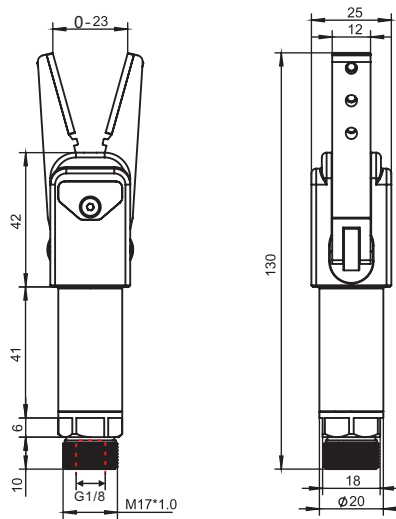
气动剪刀

真空组件

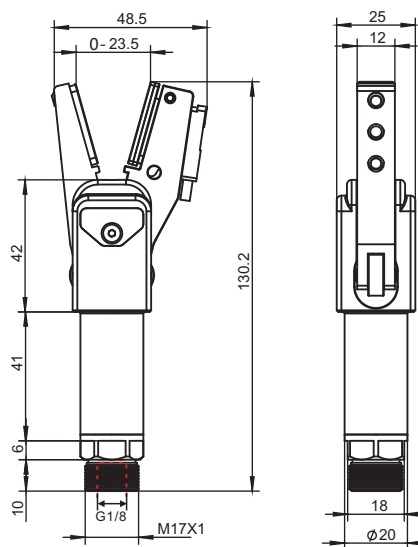
附件



GRT20D
无传感器(Without Sensor)



MAP-8S2P1/F (PNP)
MAP-8S2N1/F (NPN)

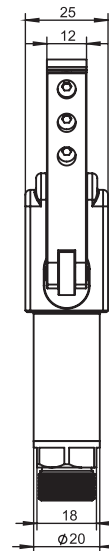
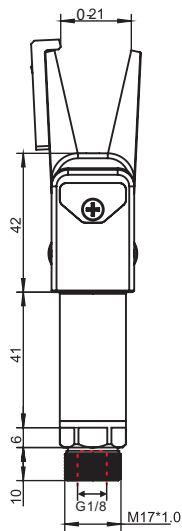


货号(PN)	型号(Model)	传感器(Sensor)	抓取力(F)	重量(Weight)
8.Y00317	GRT20D	-	100N	160g
8.Y01004	GRT20D-CP	PNP	100N	145g
8.Y00458	GRT20D-CN	NPN	100N	145g

水口夹具GRT20系列 Sprue Gripper GRT20 Series

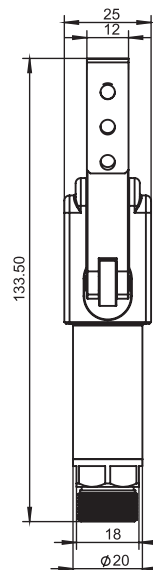
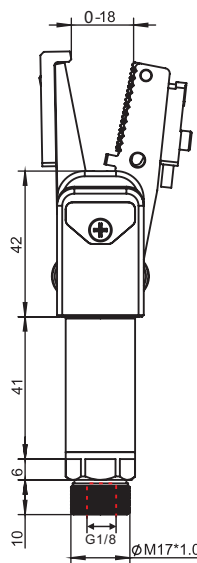


GRT20E
无传感器(Without Sensor)



GRT20E-CN(CP)
带传感器(With Sensor)

MAP-8S2P1/F (PNP)
MAP-8S2N1/F (NPN)



货号(PN)	型号(Model)	传感器(Sensor)	抓取力(F)	重量(Weight)
8.Y00318	GRT20E	-	100N	161g
8.Y00339	GRT20E-CN	NPN	100N	165g
8.Y00340	GRT20E-CP	PNP	100N	165g

型材 / 钢管
Profile / SUS Tube

支架模组
Stents Module

快换
Quick Changer

夹爪组件
Grip Module

气动剪刀
Air Nipper

真空组件
Vacuum Module

附件
Accessory Components

水口夹具GRP32系列 Sprue Gripper GRP32 Series

型材 / SUS Tube
钢管

带齿标准爪，双作用功能。
完全兼容CRG的模块化EOAT/夹取系统。
轴直径20毫米。
要求：
工作气压 6 bar。
需要过滤干燥空气

Standard jaws with teeth, Double action function.
Fully compatible with CRG's modular EOAT/gripper system.
20mm shaft diameter.
Requirements:
Working air pressure 6 bar.
Requires filtered dry air.

支架模组
Stents Module



GRP32A
无传感器
(Without Sensor)



GRP32B
无传感器
(Without Sensor)



GRP32A-30
无传感器
(Without Sensor)



GRP32B-30
无传感器
(Without Sensor)

快换
Quick Changer

夹具组件
Grip Module



GRP32A-CN(CP)
带传感器
(With Sensor)



GRP32B-CN(CP)
带传感器
(With Sensor)



GRP32A-30CN(CP)
带传感器
(With Sensor)



GRP32B-30CN(CP)
带传感器
(With Sensor)

气动剪刀
Air Nipper

真空组件
Vacuum Module

附件
Accessory Components

货号(PN)	型号(Model)	传感器(Sensor)	闭合力(F)	重量(Weight)
8.Y00278	GRP32A	-	200N	604g
8.Y00462	GRP32A-CP	PNP	200N	658g
8.Y00463	GRP32A-CN	NPN	200N	658g
8.Y00388	GRP32B	-	200N	608g
8.Y00466	GRP32B-CP	PNP	200N	662.4g
8.Y00467	GRP32B-CN	NPN	200N	662.4g
8.Y00315	GRP32A-30	-	200N	1276g
8.Y00464	GRP32A-30CP	PNP	200N	1330g
8.Y00465	GRP32A-30CN	NPN	200N	1330g
8.Y00387	GRP32B-30	-	200N	1282g
8.Y00399	GRP32B-30CP	PNP	200N	1336g
8.Y00411	GRP32B-30CN	NPN	200N	1336g

水口夹具GRP32系列 Sprue Gripper GRP32 Series

带齿标准爪，双作用功能。
完全兼容CRG的模块化EOAT/夹取系统。
轴直径20毫米。
要求：
工作气压 6 bar。
需要过滤干燥空气

Standard jaws with teeth, Double action function.
Fully compatible with CRG's modular EOAT/gripper system.
20mm shaft diameter.
Requirements:
Working air pressure 6 bar.
Requires filtered dry air.



GRP32C
无传感器
(Without Sensor)



GRP32A-3020
无传感器
(Without Sensor)



GRP32B-3020
无传感器
(Without Sensor)



GRP32C-3020
无传感器
(Without Sensor)



GRP32C-30
无传感器
(Without Sensor)



GRP32A-3020CN(CP)
带传感器
(With Sensor)



GRP32B-3020CN(CP)
带传感器
(With Sensor)

货号(PN)	型号(Model)	传感器(Sensor)	闭合力(F)	重量(Weight)
8.Y00468	GRP32A-3020	-	200N	1600g
8.Y00469	GRP32A-3020CP	PNP	200N	1654g
8.Y00477	GRP32A-3020CN	NPN	200N	1654g
8.Y00478	GRP32B-3020	-	200N	1604g
8.Y00416	GRP32B-3020CP	PNP	200N	1658g
8.Y00417	GRP32B-3020CN	NPN	200N	1658g
8.Y00412	GRP32C	-	200N	614g
8.Y00415	GRP32C-30	-	200N	1286g
8.Y00418	GRP32C-3020	-	200N	1610g

型材 / SUS Tube

支架模组

快换

夹爪组件

气动剪刀

真空组件

附件

水口夹具GRP32系列 Sprue Gripper GRP32 Series

型材 / SUS Tube
Profile / SUS Tube

支架模组
Stents Module

快换
Quick Changer

夹具组件
Grip Module

气动剪刀
Air Nipper

真空组件
Vacuum Module

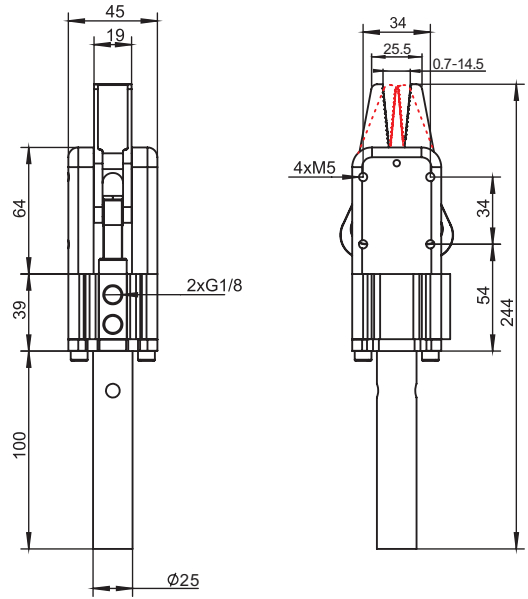
附件
Accessory Components



斜齿
Helical tooth

可更换直径 $\varnothing 25$ 、 $\varnothing 30$
可更换长度50、100、150
Dia can changes to $\varnothing 25$ 、 $\varnothing 30$
Length can changes to 50、100、150

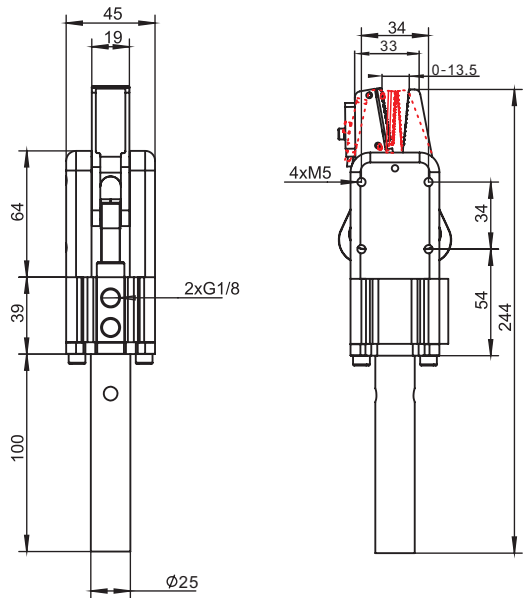
GRP32A
无传感器(Without Sensor)



MAP-8S2P1/F (PNP)
MAP-8S2N1/F (NPN)

可更换直径 $\varnothing 25$ 、 $\varnothing 30$
可更换长度50、100、150
Dia can changes to $\varnothing 25$ 、 $\varnothing 30$
Length can changes to 50、100、150

GRP32A-CN(CP)
带传感器(With Sensor)



货号(PN)	型号(Model)	传感器(Sensor)	闭合力(F)	重量(Weight)
8.Y00278	GRP32A	-	200N	604g
8.Y00462	GRP32A-CP	PNP	200N	658g
8.Y00463	GRP32A-CN	NPN	200N	658g

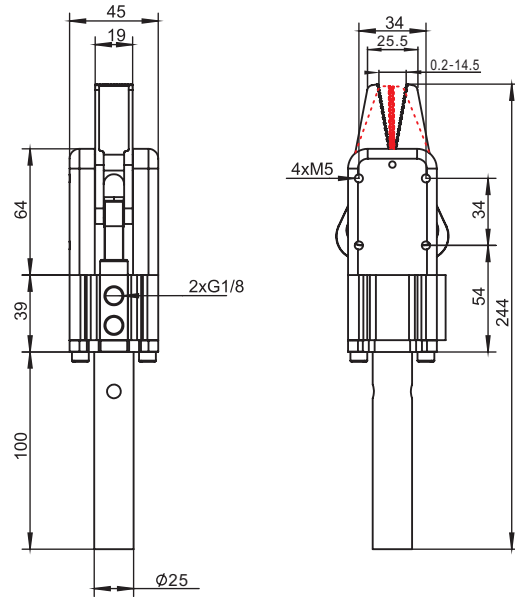
水口夹具GRP32系列 Sprue Gripper GRP32 Series



钻石齿
Diamond tooth

可更换直径 $\varnothing 25$ 、 $\varnothing 30$
可更换长度50、100、150
Dia can changes to $\varnothing 25$ 、 $\varnothing 30$
Length can changes to 50、100、150

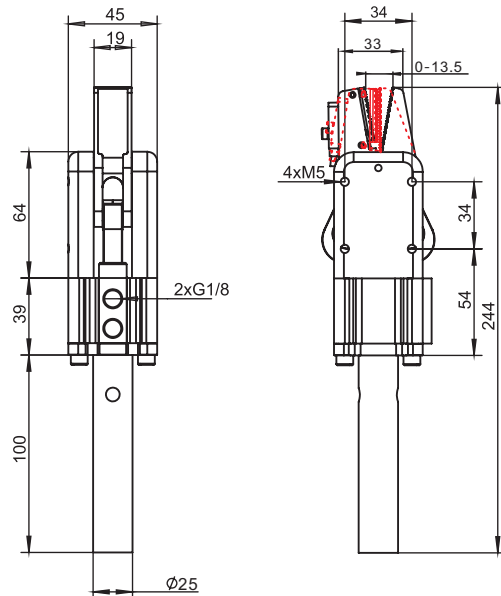
GRP32B
无传感器(Without Sensor)



MAP-8S2P1/F (PNP)
MAP-8S2N1/F (NPN)

可更换直径 $\varnothing 25$ 、 $\varnothing 30$
可更换长度50、100、150
Dia can changes to $\varnothing 25$ 、 $\varnothing 30$
Length can changes to 50、100、150

GRP32B-CN(CP)
带传感器(With Sensor)



型材 / SUS Tube

支架模组

快换

夹具组件

气动剪刀

真空组件

附件

货号(PN)	型号(Model)	传感器(Sensor)	闭合力(F)	重量(Weight)
8.Y00388	GRP32B	-	200N	608g
8.Y00466	GRP32B-CP	PNP	200N	662.4g
8.Y00467	GRP32B-CN	NPN	200N	622.4g

水口夹具GRP32系列 Sprue Gripper GRP32 Series

型材
SUS Tube

支架
Module

快换
Quick Changer

夹具
Module

气动
Air Nipper

真空
Vacuum Module

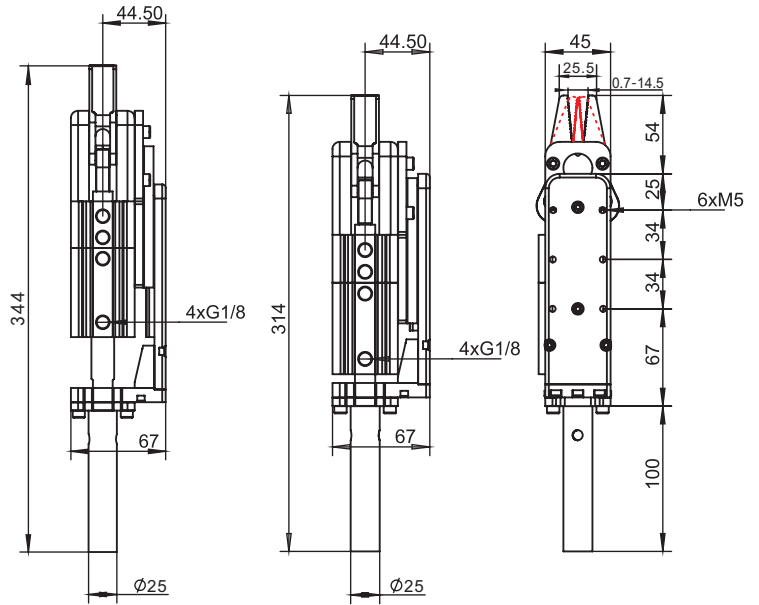
附件
Accessory Components



斜齿
Helical tooth

可更换直径 $\varnothing 25$ 、 $\varnothing 30$
可更换长度50、100、150
Dia can changes to $\varnothing 25$ 、 $\varnothing 30$
Length can changes to 50、100、150

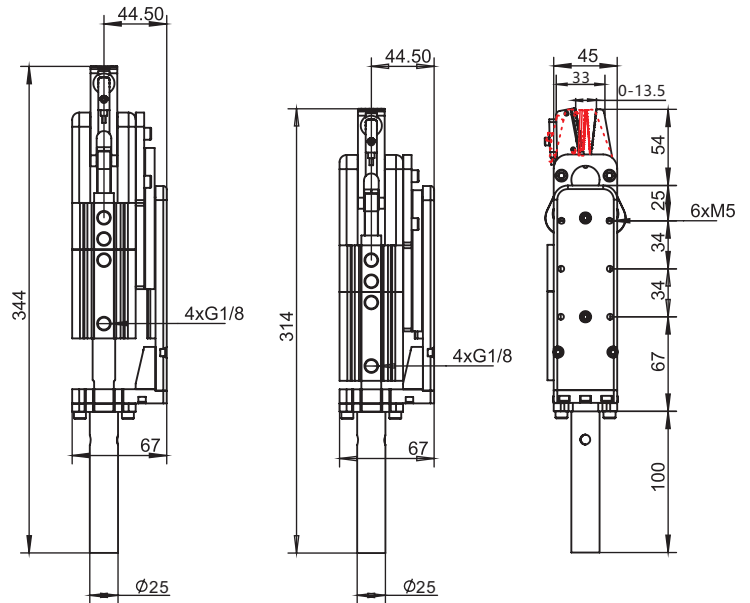
GRP32A-30
无传感器(Without Sensor)



MAP-8S2P1/F (PNP)
MAP-8S2N1/F (NPN)

可更换直径 $\varnothing 25$ 、 $\varnothing 30$
可更换长度50、100、150
Dia can changes to $\varnothing 25$ 、 $\varnothing 30$
Length can changes to 50、100、150

GRP32A-30CN(CP)
带传感器(With Sensor)



货号(PN)	型号(Model)	传感器(Sensor)	抓取力(F)	重量(Weight)
8.Y00315	GRP32A-30	-	200N	1276g
8.Y00464	GRP32A-30CP	PNP	200N	1330g
8.Y00465	GRP32A-30CN	NPN	200N	1330g

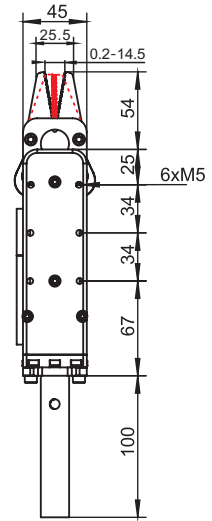
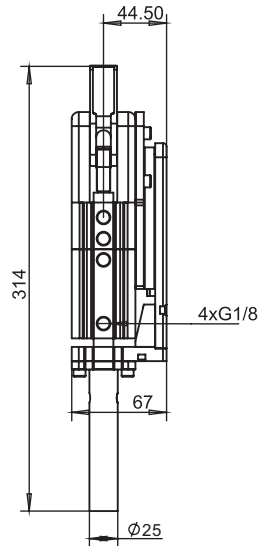
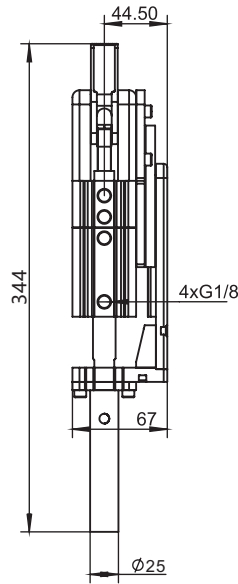
水口夹具GRP32系列 Sprue Gripper GRP32 Series



钻石齿
Diamond tooth

可更换直径 $\varnothing 25$ 、 $\varnothing 30$
可更换长度50、100、150
Dia can changes to $\varnothing 25$, $\varnothing 30$
Length can changes to 50, 100, 150

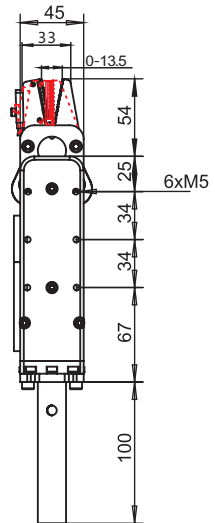
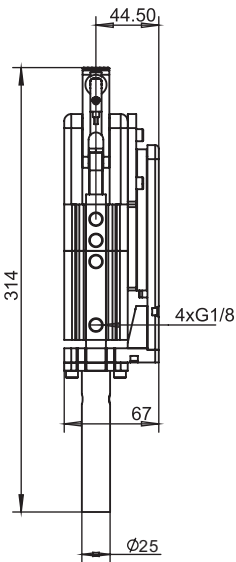
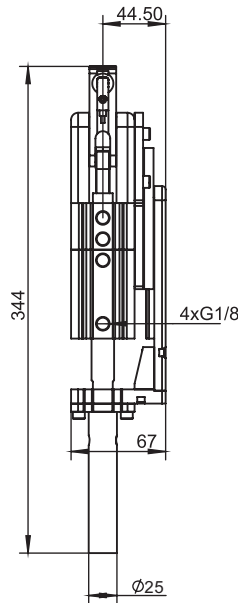
GRP32B-30
无传感器(Without Sensor)



MAP-8S2P1/F (PNP)
MAP-8S2N1/F (NPN)

可更换直径 $\varnothing 25$ 、 $\varnothing 30$
可更换长度50、100、150
Dia can changes to $\varnothing 25$, $\varnothing 30$
Length can changes to 50, 100, 150

GRP32B-30CN(CP)
带传感器(With Sensor)



货号(PN)	型号(Model)	传感器(Sensor)	抓取力(F)	重量(Weight)
8.Y00387	GRP32B-30	-	200N	1282g
8.Y00399	GRP32B-30CP	PNP	200N	1336g
8.Y00411	GRP32B-30CN	NPN	200N	1336g

型材
钢管
Profile
SUS Tube

支架
模组
Stents
Module

快换
Quick
Changer

夹具
模组
Grip
Module

气动
剪刀
Air
Nipper

真空
模组
Vacuum
Module

附件
Accessory
Components

水口夹具GRP32系列 Sprue Gripper GRP32 Series

型材 / SUS Tube
钢管

支架模组
Stents Module

快换
Quick Changer

夹具组件
Grip Module

气动剪刀
Air Nipper

真空组件
Vacuum Module

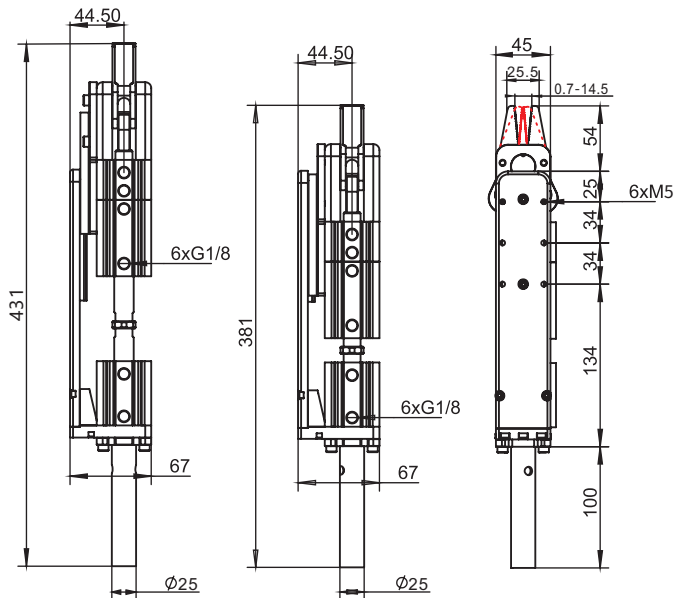
附件
Accessory Components



斜齿
Helical tooth

可更换直径 $\varnothing 25$ 、 $\varnothing 30$
可更换长度50、100、150
Dia can changes to $\varnothing 25$ 、 $\varnothing 30$
Length can changes to 50、100、150

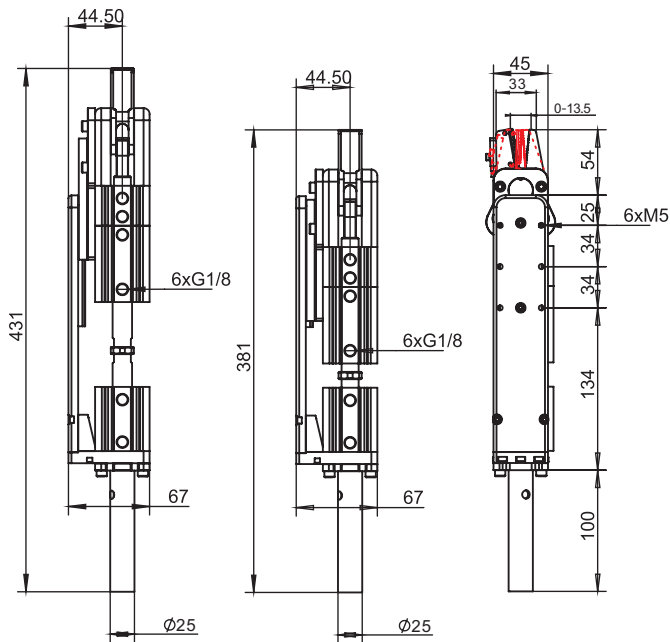
GRP32A-3020
无传感器(Without Sensor)



MAP-8S2P1/F (PNP)
MAP-8S2N1/F (NPN)

可更换直径 $\varnothing 25$ 、 $\varnothing 30$
可更换长度50、100、150
Dia can changes to $\varnothing 25$ 、 $\varnothing 30$
Length can changes to 50、100、150

GRP32A-3020CN(CP)
带传感器(With Sensor)



货号(PN)	型号(Model)	传感器(Sensor)	闭合力(F)	重量(Weight)
8.Y00468	GRP32A-3020	-	200N	1600g
8.Y00469	GRP32A-3020CP	PNP	200N	1654g
8.Y00477	GRP32A-3020CN	NPN	200N	1654g

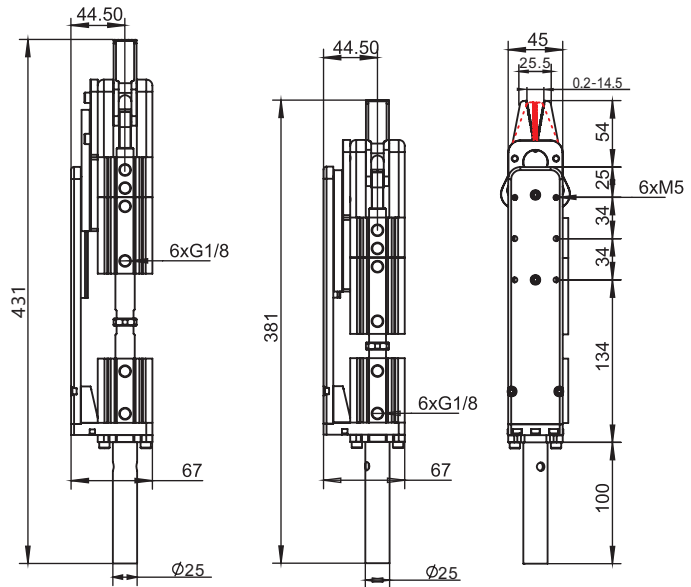
水口夹具GRP32系列 Sprue Gripper GRP32 Series



钻石齿
Diamond tooth

可更换直径 $\varnothing 25$ 、 $\varnothing 30$
可更换长度50、100、150
Dia can changes to $\varnothing 25$ 、 $\varnothing 30$
Length can changes to 50、100、150

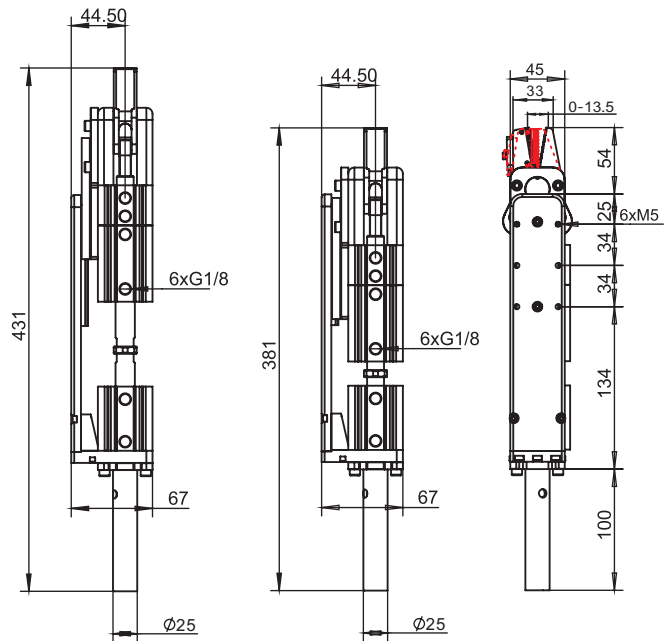
GRP32B-3020
无传感器(Without Sensor)



MAP-8S2P1/F (PNP)
MAP-8S2N1/F (NPN)

可更换直径 $\varnothing 25$ 、 $\varnothing 30$
可更换长度50、100、150
Dia can changes to $\varnothing 25$ 、 $\varnothing 30$
Length can changes to 50、100、150

GRP32B-3020CN(CP)
带传感器(With Sensor)



型材
钢管
Profile
SUS Tube

支架
模组
Stents
Module

快换
Quick
Changer

夹具
模组
Grip
Module

气动
剪刀
Air
Nipper

真空
模组
Vacuum
Module

附件
Accessory
Components

货号(PN)	型号(Model)	传感器(Sensor)	闭合力(F)	重量(Weight)
8.Y00478	GRP32B-3020	-	200N	1604g
8.Y00416	GRP32B-3020CP	PNP	200N	1658g
8.Y00417	GRP32B-3020CN	NPN	200N	1658g

水口夹具GRP32系列 Sprue Gripper GRP32 Series

型材
SUS Tube

支架
模组

快换

夹具
组件

气动
剪刀

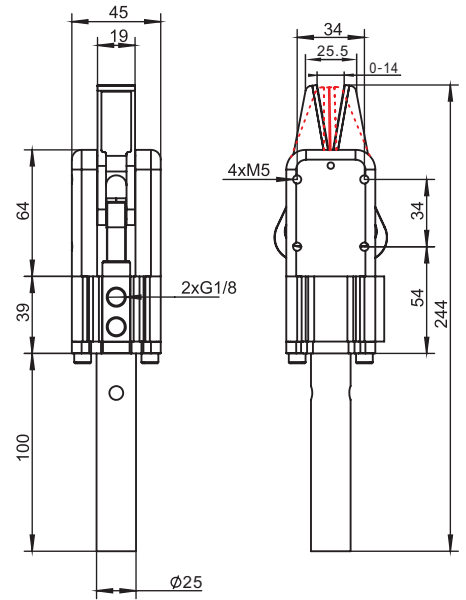
真空
组件

附件
Accessory Components



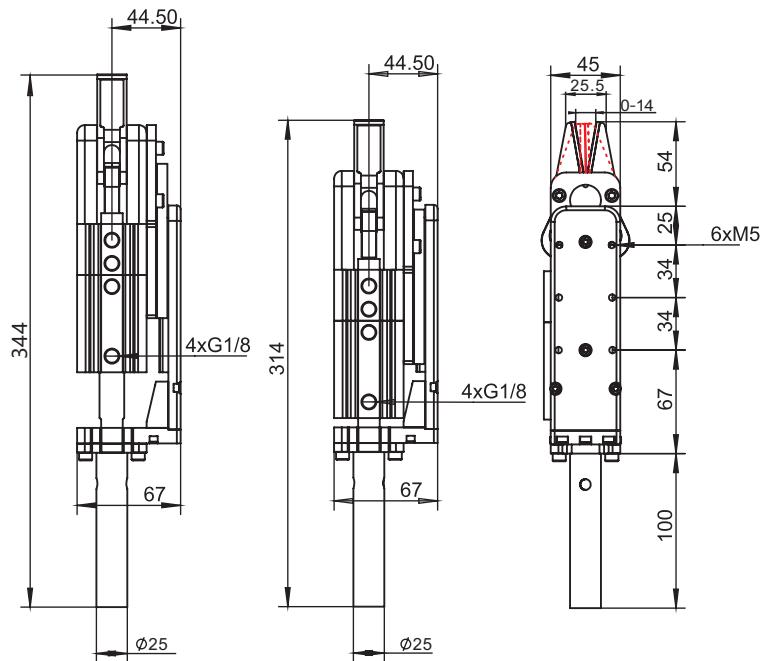
可更换直径 $\varnothing 25$ 、 $\varnothing 30$
可更换长度50、100、150
Dia can changes to $\varnothing 25$ 、 $\varnothing 30$
Length can changes to 50、100、150

GRP32C
无传感器(Without Sensor)



可更换直径 $\varnothing 25$ 、 $\varnothing 30$
可更换长度50、100、150
Dia can changes to $\varnothing 25$ 、 $\varnothing 30$
Length can changes to 50、100、150

GRP32C-30
无传感器(With Sensor)



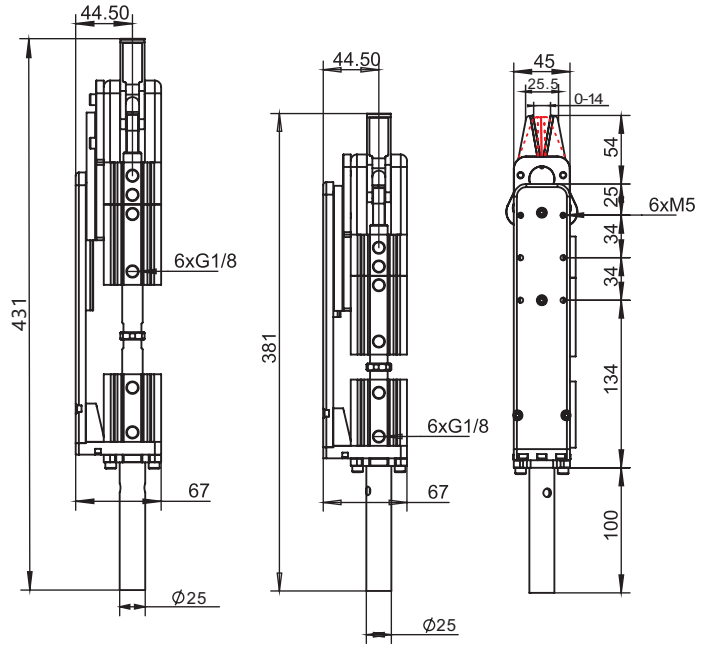
货号(PN)	型号(Model)	传感器(Sensor)	闭合力(F)	重量(Weight)
8.Y00412	GRP32C	-	200N	614g
8.Y00415	GRP32C-30	-	200N	1286g

水口夹具GRP32系列 Sprue Gripper GRP32 Series



可更换直径 $\varnothing 25$ 、 $\varnothing 30$
 可更换长度50、100、150
 Dia can changes to $\varnothing 25$ 、 $\varnothing 30$
 Length can changes to 50、100、150

GRP32C-3020
 无传感器(Without Sensor)



货号(PN)	型号(Model)	传感器(Sensor)	闭合力(F)	重量(Weight)
8.Y00418	GRP32C-3020	-	200N	1610g

型材
 Profile
 SUS Tube

支架
 Stents
 模组
 Module

快换
 Quick
 组件
 Changer

夹具
 Grip
 组件
 Module

气动
 Air
 剪刀
 Nipper

真空
 Vacuum
 组件
 Module

附件
 Accessory
 组件
 Components

柔触手爪简介 Rochu Gripper Introduction

柔触手爪运用了仿生学原理，模仿章鱼触手包裹被抓对象的动作，对物体进行包覆式抓取。

传统夹具常常会因为物体形状、材质、抓取要求等多种局限，无法提供成功的抓取方案。而柔触手爪，由柔性材料制成，不会损伤被抓物件的同时，由于其厘米级的自适应能力，而具备极高的通用性，一爪万能，适合不同形状的物体，用户无需频繁更换夹具。

柔触手爪填补了机器人末端夹爪的此类空缺，极大地拓宽了工业机器人的应用场景。

Flexible soft grippers uses the principle of bionics to imitate the action of Octopus tentacle wrapping the captured object, so as to grasp the object in a wrapping way.

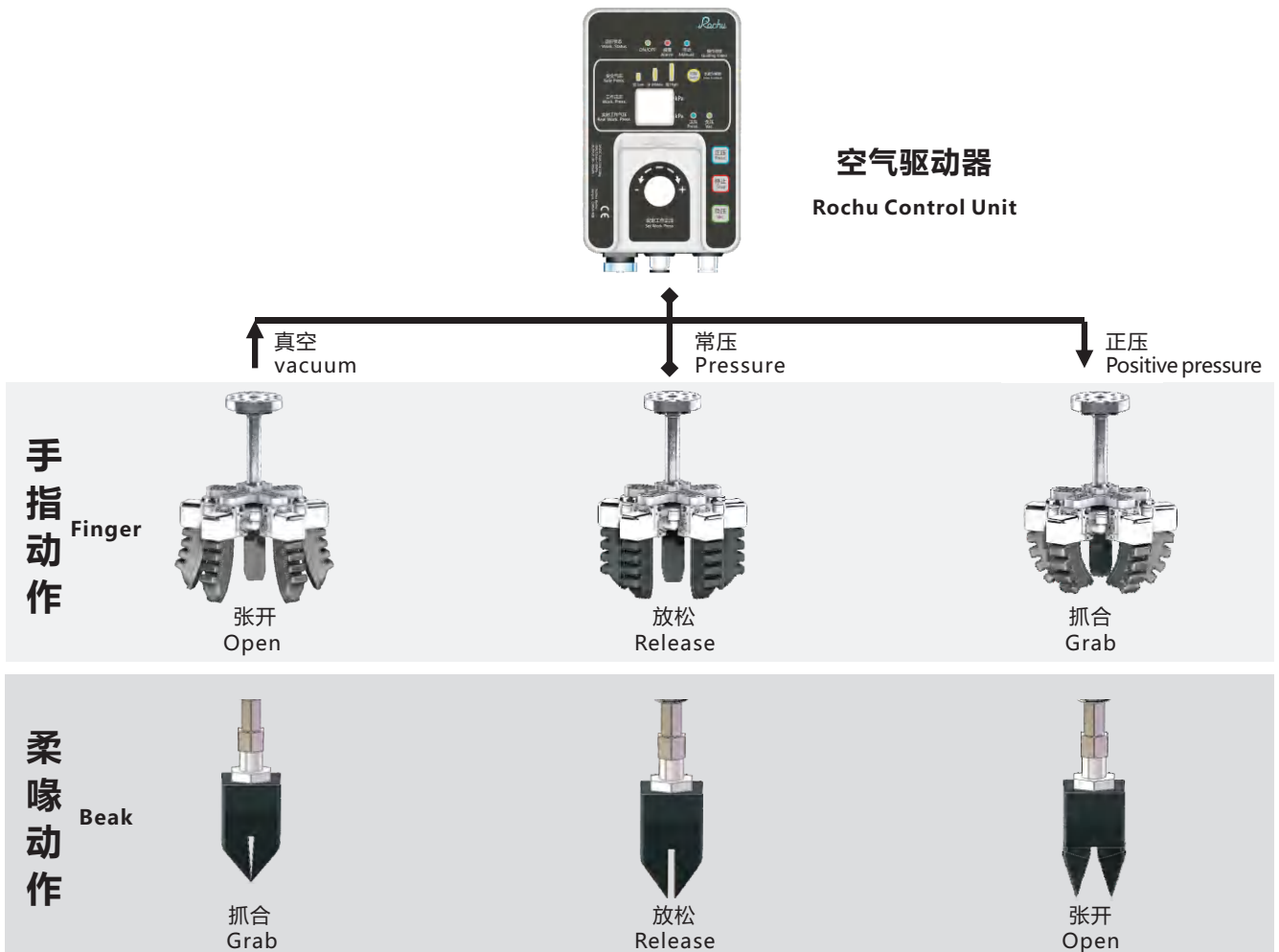
Traditional fixture often can't provide a successful grasping scheme because of the limitations of object shape, material, grasping requirements and so on. Flexible soft grippers, made of flexible materials, will not damage the object to be caught. At the same time, due to its centimeter level adaptive ability, it has high versatility. One claw is omnipotent, suitable for different shapes of objects, and users do not need to replace the fixture frequently. Flexible soft grippers fills the gap of the End-Of-Arm-Tooling, and greatly expands the application of industrial robot.

动作原理/ Working principle

柔触手爪采用气动驱动技术，通过正负压切换，实现柔性手指/柔喙的张开和闭合动作，从而实现柔性抓取或外撑的动作。

同时通过调节空气压强来控制手爪的夹紧力度或开合角度，实现对不同物件的柔性抓取，同时避免夹伤物件。

Flexible soft grippers adopt pneumatic drive technology, through positive and negative pressure transform to achieve fingers opening and closing movement. Then realize flexible gripping or outrigger action. The gripper grab strength is adjusted by air pressure. Then achieve flexible gripping of different objects while avoiding damage objects.



产品使用气压必须严格控制在安全工作压力范围内，过载使用可能会对产品造成不可逆转的损害；使用时建议使用原厂驱动器，以保证产品使用寿命与稳定性，产品使用气压请参照产品页或包装标识。

The working pressure must be kept within a safe range, overload may cause irreversible damage of the finger. It is recommended to use our "Rochu control unit" to ensure the life time and stability of the soft finger and beak. Please refer to the product page or packaging mark for the air pressure of the product.

适用领域 / Application

柔性手指的抓取动作灵感来自于章鱼的触须，能柔软的包裹被抓取物体，在实现柔性抓取的同时不会损坏物体或在物体表面留下划痕。并广泛应用于汽车零部件、3C电子、食品、医疗、服装、日化等多种行业。柔性手爪可用于装配、分拣、搬运等多种工业场合，也可用于自动售卖机等新零售行业。安全性高、通用性好、安装简单方便，弥补了机械夹爪和真空吸盘在某些场合所无法适用的空缺。

The grasping action of flexible fingers is inspired by the tentacles of octopus, which can wrap the captured object in a soft way, without damaging the object or leaving scratches on the surface of the object. And widely used in auto parts, 3C electronics, food, medical, clothing, daily chemical and other industries. The flexible gripper can be used in assembly, sorting, handling and other industrial occasions, and can also be used in new retail industries such as vending machines. It has the advantages of high safety, good versatility, simple and convenient installation, and makes up for the vacancy that the mechanical clamping claw and vacuum cup can not be applied in some occasions.



食品生鲜 Food

食品级材料安全无毒，通过了FDA食品级检测标准，可直接接触食物本身，尤其适用于果蔬、不规则真空包装食品、奶制品、面团糕点等分拣包装。

Food safe materials. FDA and EC-1935 certification. Used for pick and place of fruits, dough, candies, pastry and vegetables.



服装面料 Clothing fabric

适用于针织和梭织面料的分层抓取或多层同时抓取，分层抓取时只抓取堆叠材料的最上一层，也可用于堆叠裁片的整叠搬运。

It's suitable for layer grabbing or multi-layer grabbing of knitted and woven fabrics at the same time. When layer grabbing, only the top layer of stacked materials can be grabbed, and it can also be used for stacking and handling of stacked pieces.



智能抓取 Smart picking

基于人工智能技术的智能抓取。可以用于无序堆叠，复杂场景下的来料分选与物流包装。


Smart picking based on artificial intelligence technology. It can be used for sorting and logistics packaging under disorderly stacking and complex scenes.



3C电子 3C-electronics

适用于精密电子仪器的高精度插拔，以及对手机等相关配件、电路板、硅片、薄玻璃等工件的组装、分拣、测试、包装等工序。

It is used for high-precision plug and pull of small electronic parts. Assembling, sorting, testing and packaging of ceramic and plastic parts in mobile phone, PCBs, silicon wafers, optic glasses.



汽车零部件 Automobile

用于汽车车灯、金属异形件、外观件的分拣、搬运、上下料，尤其适用于小批量、多批次的柔性生产需求。

Used for sorting, transporting, loading and unloading of automobile lamps, metal special-shaped parts and appearance parts, especially suitable for small batch and multi batch flexible production.



医疗用品 Medical Supplies

用于输液管、试管，安瓿瓶等医疗耗材的抓取，也可抓取瓶装、袋装试剂，包括用于医疗器械的生产、消毒等工序。

It is used for grasping medical consumables such as infusion tube, test tube and ampoule bottle, as well as bottled and bagged reagents, including the production and disinfection of medical devices.

型材
SUS Tube

支架
Module

快换
Quick Changer

夹具
Module

气动
Nipper

真空
Module

附件
Components

手指模块 Finger Module

V5系列 手指模块 / Series-GFM-V5

型材 / SUS Tube

支架模组

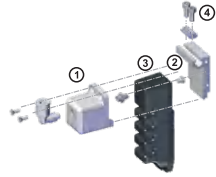
快换

夹具组件

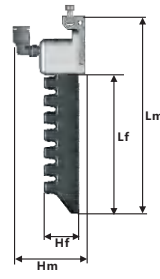
气动剪刀

真空组件

附件



- ① 罩盖S-AV5
- ② 堵头PN-166
- ③ 柔触手指F-A5T/LS1
- ④ 滑槽螺母TN-03

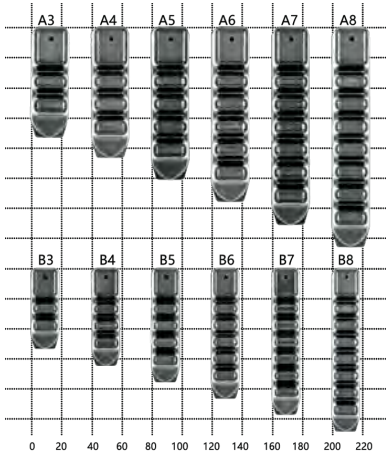


系列 Series	货号 PN	型号 Model	指尖行程 HR [mm]	负压行程* Hmax [mm]		正压行程** Hmin [mm]	模块高度 Hm [mm]	手指高度 Hf [mm]	模块长度 Lm [mm]	手指长度 Lf [mm]	模块宽度 Wm [mm]	手指宽度 Wf [mm]	自重 [g]	安全工作气压 [Kpa]	
				常规型手指	增强型手指									常规型手指	增强型手指
A款	4.Y00500	GFM-A3V5	16.5	8	7	8.5	58	28	88	41	31	24	76	120	300
	4.Y00501	GFM-A4V5	27	10	12	17									
	4.Y00502	GFM-A5V5	43.5	19	16	24.5									
	4.Y10951	GFM-A6V5	72	33	22	39									
	4.Y10952	GFM-A7V5	90	39	27	51									
4.Y10953	GFM-A8V5	109	45	32	64	111									
B款	4.Y00503	GFM-B3V5	19	10	6	9	51	21	71	31	25	18	44	120	260
	4.Y00504	GFM-B4V5	29	13	10	16									
	4.Y00505	GFM-B5V5	40	16	14	24									
	4.Y10954	GFM-B6V5	53	23	17	30									
	4.Y10955	GFM-B7V5	75	30	21	45									
4.Y10956	GFM-B8V5	98	37	25	61	64									
C款	4.Y00506	GFM-C3V5	10.5	5	1	5.5	44	14	53	21	18	12	28	120	220
	4.Y00507	GFM-C4V5	20	9	3	11									
	4.Y00508	GFM-C5V5	27	12	8	15									
	4.Y10957	GFM-C6V5	42	20	10	22									
	4.Y10958	GFM-C7V5	63	29	13	34									
4.Y10959	GFM-C8V5	80	38	16	42	32									

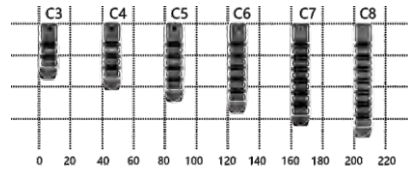
柔性手指 Flexible Finger

型号对比 / Model comparison

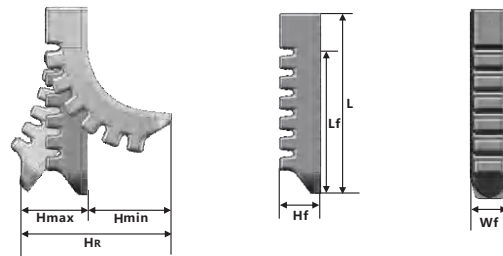
A款 Series-A



C款 Series-C




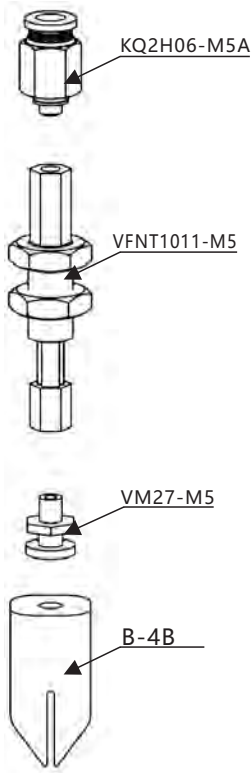
尺寸参数 / Size Parameter




系列 Series	货号 PN	型号 Model	指尖行程 HR [mm]	负压行程* Hmax [mm]		正压行程** Hmin [mm]	高度 Hf [mm]	长度 Lf [mm]	总长度 L [mm]	指宽 Wf [mm]	自重 [g]	安全工作气压 [Kpa]	
				常规型手指	增强型手指							常规型手指	增强型手指
A款	1.Y08421	A3	16.5	8	7	8.5	28	41	69	24	33	120	300
	1.Y08422	A4	27	10	12	17							
	1.Y08423	A5	43.5	19	16	24.5							
	1.Y12918	A6	72	33	22	39							
	1.Y12919	A7	90	39	27	51							
1.Y12920	A8	109	45	32	64	111							
B款	1.Y08424	B3	19	10	6	9	21	31	62	18	11	120	260
	1.Y08425	B4	29	13	10	16							
	1.Y08426	B5	40	16	14	24							
	1.Y12921	B6	53	23	17	30							
	1.Y12922	B7	75	30	21	45							
1.Y12923	B8	98	37	25	61	64							
C款	1.Y08427	C3	10.5	5	1	5.5	14	21	34	12	4	120	220
	1.Y08428	C4	20	9	3	11							
	1.Y08429	C5	27	12	8	15							
	1.Y12924	C6	42	20	10	22							
	1.Y12925	C7	63	29	13	34							
1.Y12926	C8	80	38	16	42	32							

柔喙套件 Roro Beak Suit

GBS-4B-S01 4尖套件 GBS-4B-S01 4 pieces Beak Suit



三尖外撑抓取珠宝
3 Pieces Application: Gripping jewelry by external bracing



三尖外撑抓取密封圈
3 Pieces Application: Gripping ring by external bracing



四尖包裹式抓取电子产品
4 Pieces Application: Gripping products in Electronic industry

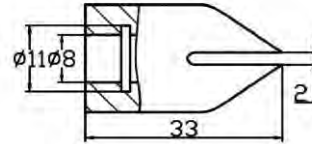
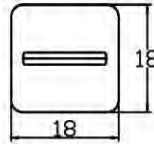
货号 (PN)	型号 (Model)	最大负载 (Maximum Load)	最高工作频率 (Maximum Working Frequency)	精度范围 (Precision Range)
4.Y00509	GBS-2B-S01	5 g	200 times/min	0.1 mm
4.Y00510	GBS-3B-S01	5 g	200 times/min	0.1 mm
4.Y00511	GBS-4B-S01	5 g	200 times/min	0.1 mm

柔喙 Roro Beak

两尖柔喙, 夹取范围 1-5mm, 适用于纤维状、条状小物件
2 pieces Roro Beak Gripping Range: 1-5mm, Application: fibrous, striped small objects

柔喙 B-2B Roro Beak B-2B

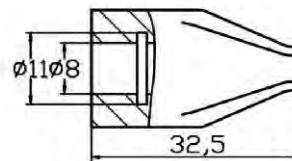
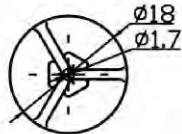
货号(PN)	1.Y08430
型号(Model)	B-2B



三尖柔喙, 夹取范围 7-12mm, 适用于外撑型抓取圆环状小物件
3 pieces Roro Beak Gripping Range: 7-12mm, Application: gripping small rings by external bracing

柔喙 B-3B Roro Beak B-3B

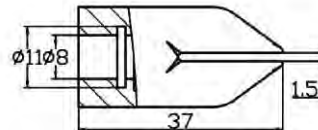
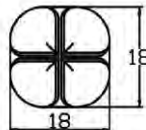
货号(PN)	1.Y08431
型号(Model)	B-3B



四尖柔喙, 夹取范围 1-5mm, 适用于球形、不规则小物件, 通用性最佳
4 pieces Roro Beak Gripping Range: 1-5mm, Application: spherical, irregular small objects, the best universality

柔喙 B-4B Roro Beak B-4B

货号(PN)	1.Y08432
型号(Model)	B-4B



型材 / SUS Tube

支架模组
Stents Module

快换
Quick Changer

夹具组件
Grip Module

气动剪刀
Air Nipper

真空组件
Vacuum Module

附件
Accessory Components

滑移安装板 Slide Mounting Platte

GSMP-多向系列/GSMP- Multidirection

产品特点

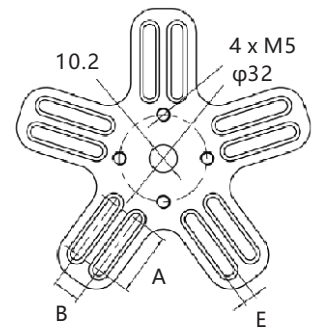
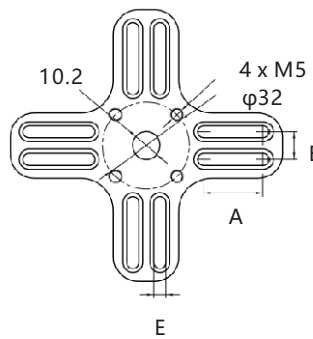
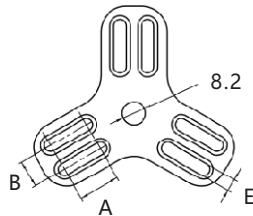
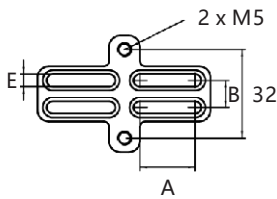
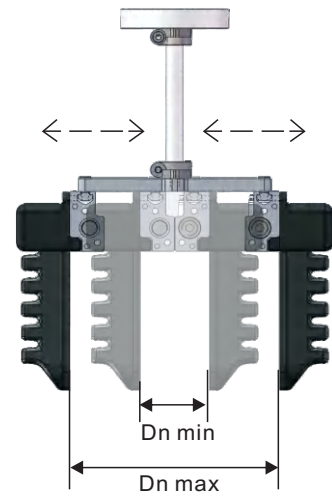
按形状和槽长度分为不同款式

可用于手指模块[FM]与 法兰连接模块[FCM]间的装配

手指模块[FM]的安装角度和位置可自由调节

Features

- Different styles according to shape and slot length
- Can be used for assembly between finger module [FM] and flange connection module [FCM]
- The installation angle and position of finger module [FM] can be adjusted freely



GSMP-2S



GSMP-3S



GSMP-4S



GSMP-5S



GSMP-2L



GSMP-3L



GSMP-4L



GSMP-5L

系列 Series	货号 PN	型号 Model	槽长 A [mm]	槽间距 B [mm]	槽宽 E [mm]	厚度 [mm]	常压指尖距 Dn[mm] Dnmin ~ Dnmax		自重 [g]
							V2,V4手指模块	V3,V5手指模块	
双向	7.Y01028	GSMP-2S	20	10	4.2	8	40~69	10~37	18.9
	7.Y01029	GSMP-2L	45	10	4.2	8	40~119	10~87	25.4
三向	7.Y01030	GSMP-3S	15	10	4.2	10	58~82	28~50	42.4
	7.Y01031	GSMP-3L	50	10	4.2	10	58~152	28~120	73.9
四向	7.Y01032	GSMP-4S	22	10	4.2	10	72~104	41~72	52.3
	7.Y01033	GSMP-4L	67	10	4.2	10	72~194	41~162	86.2
五向	7.Y01034	GSMP-5S	23	10	4.2	10	91~112	53~80	94.8
	7.Y01035	GSMP-5L	78	10	4.2	10	91~222	53~109	179.7

型材
SUS Tube

支架
Stents Module

快捷
Quick Changer

夹具
Grip Module

气动
Air Nipper

真空
Vacuum Module

附件
Accessory Components

iPCU 2 空气驱动器/ Integrated Passive Control Unit

- 紧凑型柔触夹爪专用控制器。体积小，重量轻，安装方便。
- 拥有3档可调节输出气压范围，全面支持从柔喙到增强型手指的驱动。
- 手动旋钮式调压。
- 一体化面板集成数显与操作按钮。
- 拥有手动（按钮）和自动(I/O电平信号)两种控制模式，通配各种机械臂，PLC终端。
- 配备安装块及工业导轨卡槽，多种安装方式。
- IP54电气防护等级，防水防尘，适用各种恶劣工况，拥有智能的报警功能，安全，稳定，无需担心误操作，产品通过欧盟CE安全认证。
- Compact special controller for flexible soft grippers . Small size, light weight, easy installation.
- With three adjustable output pressure range, it fully supports the drive from soft beak to enhanced finger.
- Manual knob pressure regulation.
- The integrated panel integrates digital display and operation button.
- With manual (button) and automatic (I / O level signal) two control modes, equipped with a variety of mechanical arm, PLC terminal.
- Equipped with mounting block and industrial rail slot, a variety of installation methods.
- IP54 electrical protection grade, waterproof and dustproof, suitable for all kinds of bad working conditions, with intelligent alarm function, safe and stable, no need to worry about misoperation, the product has passed the EU CE safety certification.

型材 / SUS Tube

支架模组

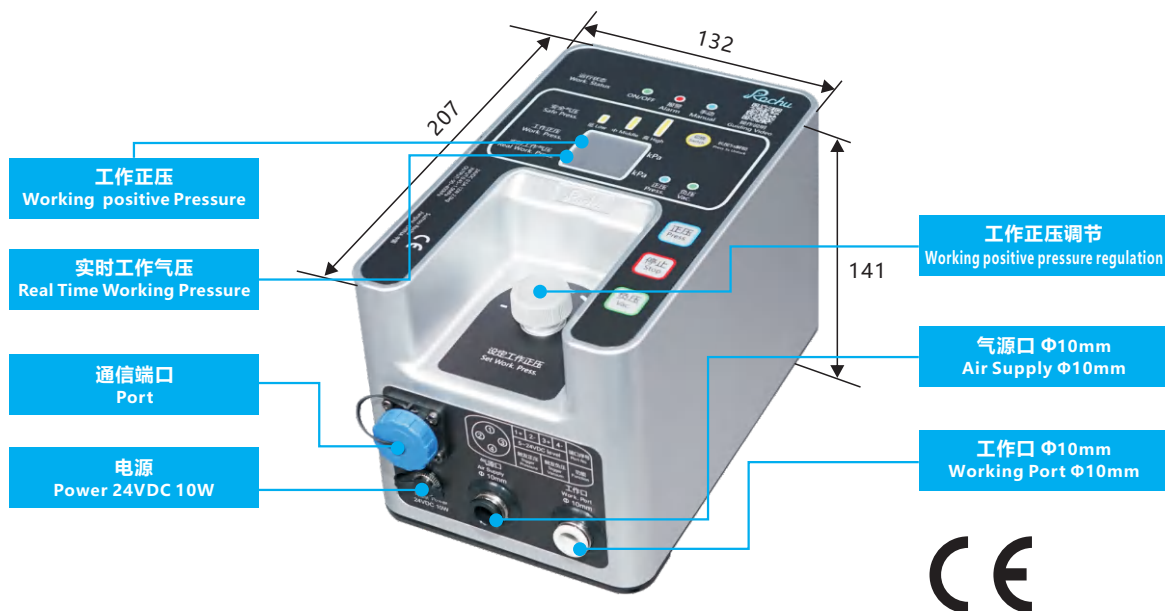
快换

夹爪组件

气动剪刀

真空组件

附件



工作参数/Work Parameter

名称 Parameter	范围 Range	名称 Parameter	范围 Range
额定电压/Rated Voltage	24 VDC ± 10%	外壳材质/Fuselage Shell	ABS
额定功率/Rated power	12 W	尺寸/Size	207x132x141 mm
输入气源/Input Air Source	0.45~1.00 Mpa, 流量>200 L/min	净重/Net Weight	2.0 kg
输出气压 Output Air Pressure	-90~60kPa (低档)	寿命/life span	5000 万次
	-90~120kPa (中档)	控制方式/Control mode	a. 手动按钮
	-90~300kPa (高档)		b. I/O,电平信号
防护等级/Protection Grade	Ip54	工作模式/Work Mode	持续信号驱动

型号 Model	货号 PN	手动调压 Manual voltage regulation	电子调压 Electronic voltage regulator	无线遥控 Wireless remote control	姿态反馈 Wireless Attitude feedback	速度调节 Speed adjustment	安全气压 Safety air pressure	正压流量 [L/min]	负压流量 [L/min]
标准型号	iPCU 2-SMN	1.Y12927	●				可调	200	40

缓冲支架 Buffer Support

尺寸 (mm) / Dimensions (mm)

型材 / SUS Tube

支架模组

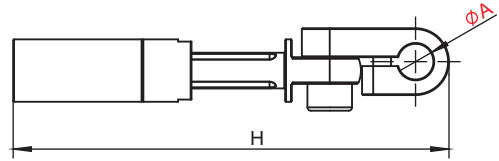
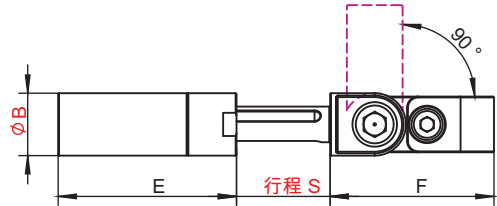
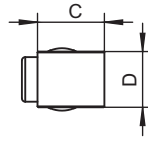
快换

夹具组件

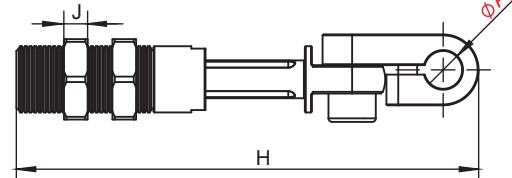
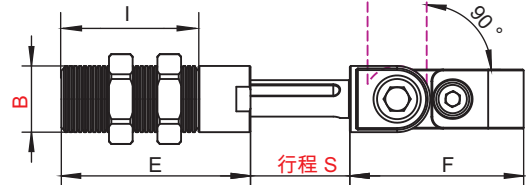
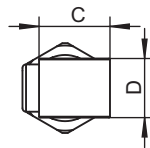
气动剪刀

真空组件

附件




货号(PN)	型号(Model)	A(mm)	B(mm)	C(mm)	D(mm)	E(mm)	F(mm)	H(mm)	S(mm)	重量(Weight)
8.Y00241	GSR1421-08	8	14	15	12.5	40	36.75	97.75	21	36g
8.Y00373	GSR1436-10	10	14	20	15	60	45.5	139	36.5	54g
8.Y00329	GSR2026-10	10	20	20	15	50	45.5	121.5	26	74g
8.Y00243	GSR2026-12	12	20	20	15	50	45.5	121.5	26	73g
8.Y00330	GSR2051-10	10	20	20	15	84	45.5	180.5	51	111g
8.Y00331	GSR2051-12	12	20	20	15	84	45.5	180.5	51	110g



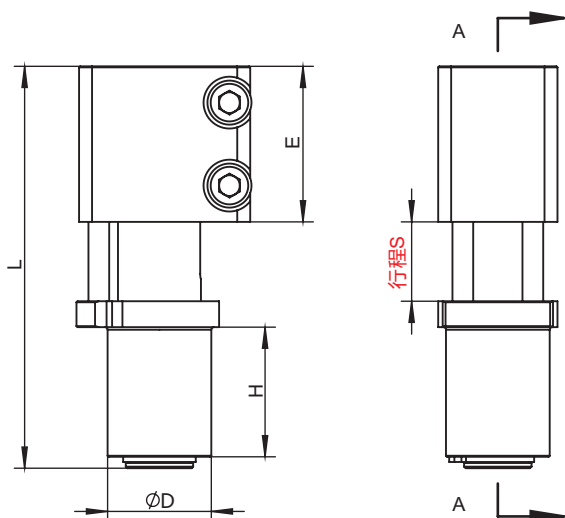
货号(PN)	型号(Model)	A(mm)	B(mm)	C(mm)	D(mm)	E(mm)	F(mm)	H(mm)	I(mm)	J(mm)	S(mm)	重量(Weight)
8.Y00242	GSRT1421-08	8	M14	15	12.5	40	36.75	97.75	29	2.7	21	43g
8.Y00332	GSRT2026-10	10	M20	20	15	50	45.5	121.5	39	3.9	26	92g
8.Y00244	GSRT2026-12	12	M20	20	15	50	45.5	121.5	39	3.9	26	91g
8.Y00333	GSRT2051-10	10	M20	20	15	84	45.5	180.5	39	3.9	51	129g
8.Y00334	GSRT2051-12	12	M20	20	15	84	45.5	180.5	39	3.9	51	128g

运用实例 / Application

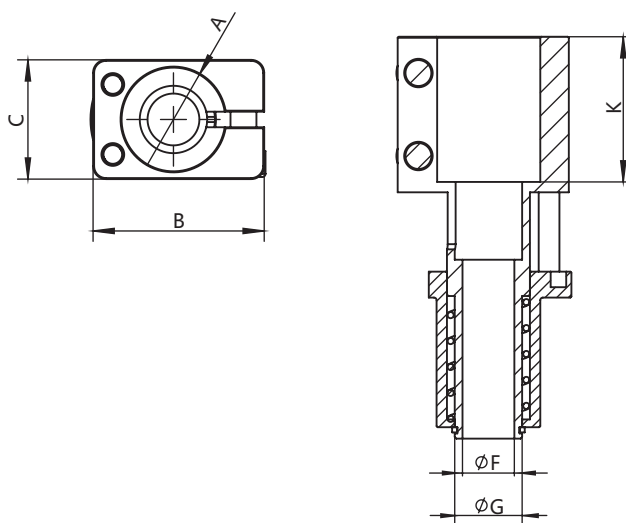


缓冲支架 Buffer Support

尺寸 (mm) / Dimensions (mm)



运用实例 / Application



型材 / SUS Tube

支架模组

快换

夹具组件

气动剪刀

真空组件

附件

货号(PN)	型号(Model)	A	B	C	D	E	F	G	H	L	K	行程S	重量(Weight)
8.Y00238	GSP20-14	14	31	20	20	30	10	13	25	77.5	28	15	57g
8.Y00239	GSP20-20	20	33	23	20	30	10	13	25	77.5	28	15	65g
8.Y01032	GSP30-30	30	43	33	30	30	18	22	25	77.5	28	15	108g

模具定位器 Mould Positioner

尺寸 (mm) / Dimensions (mm)

型材
SUS Tube

支架
Module

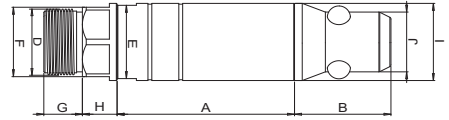
快换
Quick Changer

夹具
Grip Module

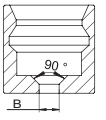
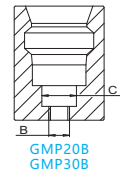
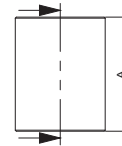
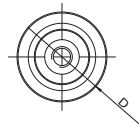
气动
Air Nipper

真空
Vacuum Module

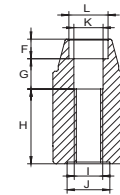
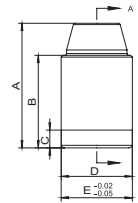
附件
Accessory Components



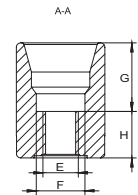
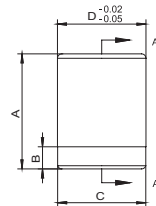
货号(PN)	型号(Model)	A	B	D	E	F	G	H	I	J	K	最大锁持力	重量(Weight)
8.Y00408	GMP14A	38	14	M12*1	-	12	5	4	Ø14	Ø11	M5	90N	62g
8.Y00088	GMP20A	46	25	M17*1	19	18	10	9	Ø20	Ø15.5	G1/8	190N	78g
8.Y00089	GMP30A	75	38	M27*1	28	27	11	10	Ø30	Ø25.5	G1/8	280N	303g



货号(PN)	型号(Model)	A	B	C	D	精度(Precision)	重量(Weight)
7.Y00968	GMP14B	15	M4(或orM3沉头)	-	15.5h7	±0.015	46g
7.Y00726	GMP20B	33	M6(或orM5沉头)	10	26h7	±0.015	87g
7.Y00789	GMP30B	43.5	M8(或orM6沉头)	11	40h7	±0.015	264g

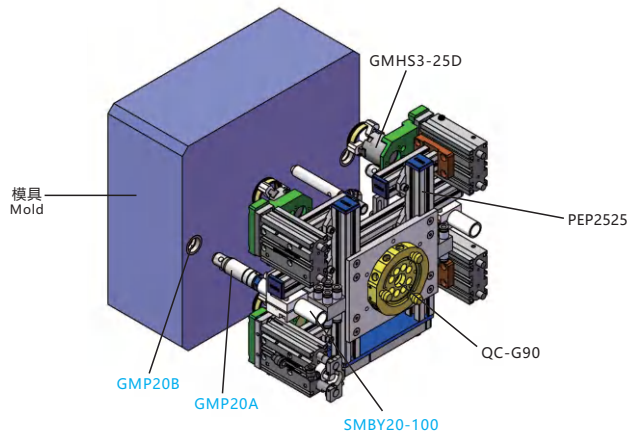


货号(PN)	型号(Model)	A	B	C	D	E	F	G	H	I	J	K	L	重量(Weight)
7.Y00894	GLU20A	35	26	5	Ø19.92	Ø20	5.50	8.50	21	M8	Ø12	Ø8.20	Ø11	61g



货号(PN)	型号(Model)	A	B	C	D	E	F	G	H	重量(Weight)
7.Y00895	GLU20B	26	5	Ø19.92	Ø20	M8	Ø11	15.50	10.50	42g

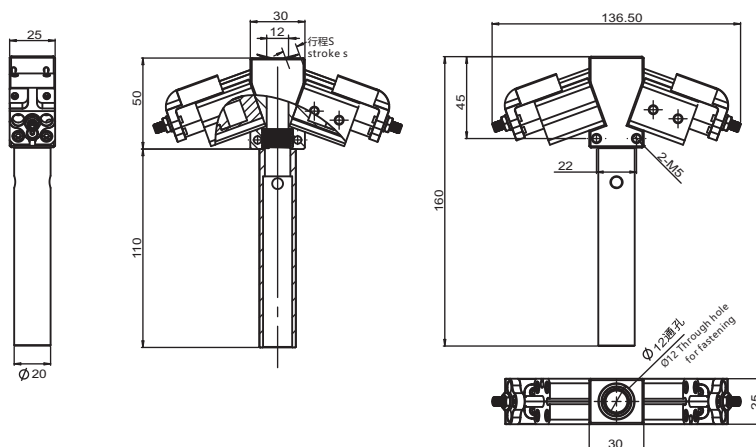
运用实例 / Application



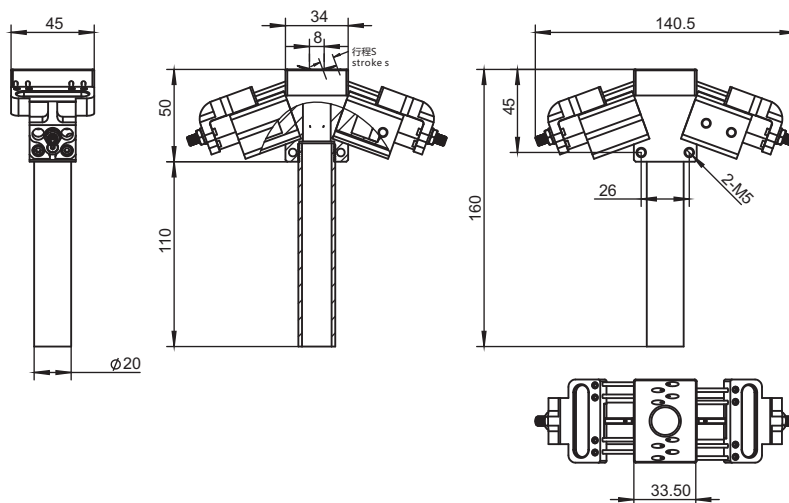
气动针夹 (GN系列) Pneumatic Needle Gripper(Series GN)



GN2010
4针 Pins



GN2010-8
8针 Pins



多用于汽车行业的无纺布埋入，也可用于网布、海绵等物体的取出或埋入。

钢针的伸出长度可调节，且可以根据客户要求定制非标的钢针长度。

Being used for embedding and taking out nonwoven fabric, net cloth and sponge. The length of the steel needle can be not only adjustable, but also customized according to the requirements of the customer.

货号(PN)	8.Y00025	8.Y00347
型号(Model)	GN2010	GN2010-8
介质 Medium	已过滤，润滑型 / 未润滑型压缩空气 Filtered, lubricated / non lubricated compressed air	
压力范围 Pressure range	3 ~ 8 bar	
温度范围 Temperature range	-10° ~ 70 °C.	
6 bar压力下打开总夹取力 Opening total gripping force at 6 bar	90 N	
针状行程S Needle stroke s	0 ~ 10 mm	
循环空气消耗量 Cycle air consumption	3.5 cm ³	
重量 Weight	274g	317g

型材 / 钢管
Profile / SUS Tube

支架模组
Stents Module

快换
Quick Changer

夹具组件
Grip Module

气动剪刀
Air Nipper

真空组件
Vacuum Module

附件
Accessory Components

气动针夹 (GN系列) Pneumatic Needle Gripper (Series GN)

型材 / SUS Tube

支架模组

快换

夹具组件

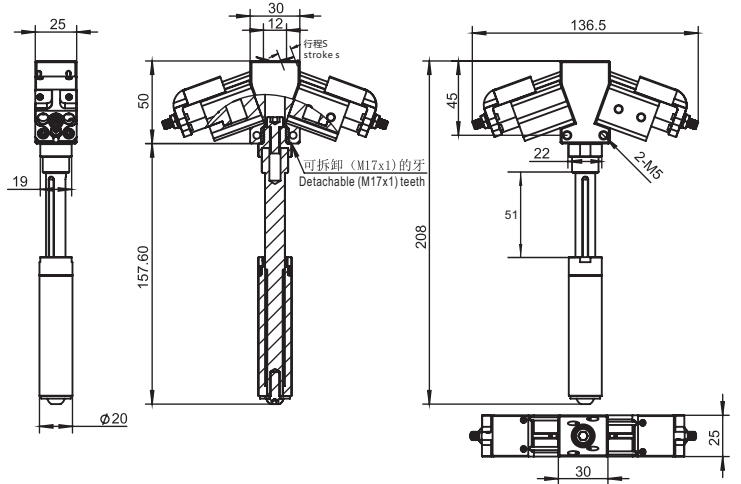
气动剪刀

真空组件

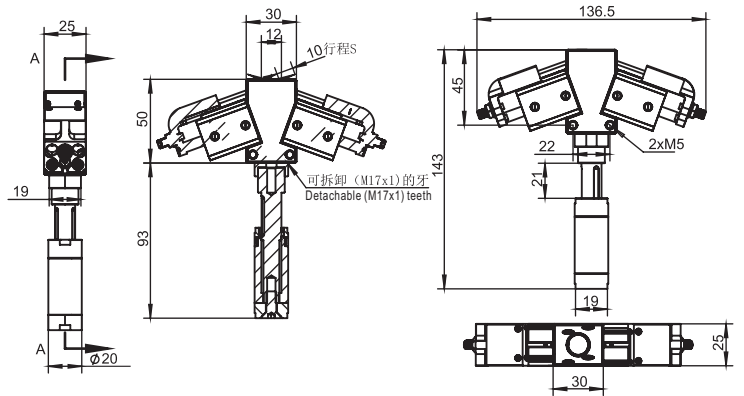
附件



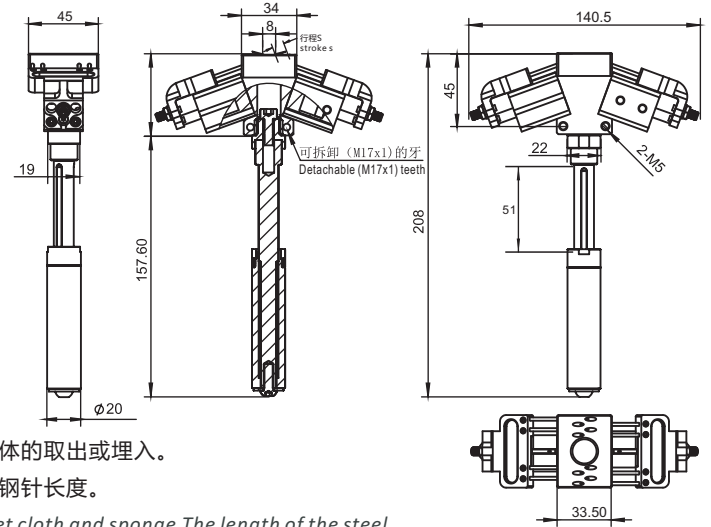
GN2010-S51
4针 Pins



GN2010-S21
4针 Pins



GN2010-8S51
8针 Pins



多用于汽车行业的无纺布埋入，也可用于网布、海棉等物体的取出或埋入。

钢针的伸出长度可调节，且可以根据客户要求定制非标的钢针长度。

Being used for embedding and taking out nonwoven fabric, net cloth and sponge. The length of the steel needle can be not only adjustable, but also customized according to the requirements of the customer.

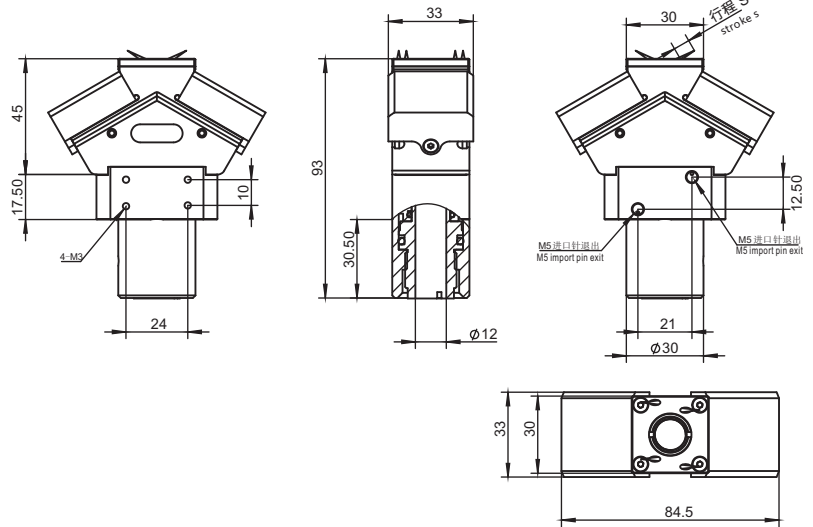
货号(PN)	8.Y00341	8.Y00440	8.Y00385
型号(Model)	GN2010-S51	GN2010-S21	GN2010-8S51
介质 Medium	已过滤，润滑型 / 未润滑型压缩空气 Filtered, lubricated / non lubricated compressed air		
压力范围 Pressure range	3 ~ 8 bar		
温度范围 Temperature range	-10° ~ 70 °C.		
6 bar压力下打开总夹取力 Opening total gripping force at 6 bar	90 N		
针状行程S Needle stroke s	0 ~ 10 mm		
循环空气消耗量 Cycle air consumption	3.5 cm ³		
重量 Weight	240g	220g	480g

气动针夹 (GN系列) Pneumatic Needle Gripper(Series GN)

NEW



GN3003-4
4针 Pins



多用于汽车行业的无纺布埋入，也可用于网布、海棉等物体的取出或埋入。

钢针的伸出长度可调节，且可以根据客户要求定制非标的钢针长度。

Being used for embedding and taking out nonwoven fabric, net cloth and sponge. The length of the steel needle can be not only adjustable, but also customized according to the requirements of the customer.

货号(PN)	8.Y01005
型号(Model)	GN3003-4
介质 Medium	已过滤, 润滑型 / 未润滑型压缩空气 Filtered, lubricated / non lubricated compressed air
压力范围 Pressure range	3 ~ 8 bar
温度范围 Temperature range	-10° ~ 70 °C.
6 bar压力下打开总夹取力 Opening total gripping force at 6 bar	90 N
针状行程S Needle stroke s	0 ~ 10 mm
循环空气消耗量 Cycle air consumption	3.5 cm ³
重量 Weight	188g

型材 / 钢管
Profile / SUS Tube

支架模组
Stents Module

快换
Quick Changer

夹具组件
Grip Module

气动剪刀
Air Nipper

真空组件
Vacuum Module

附件
Accessory Components

鼓胀器 Bulging Device

型材 / SUS Tube

支架模组

快换

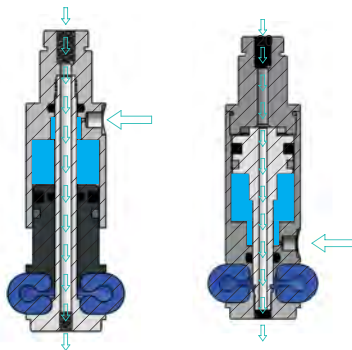
夹具组件

气动剪刀

真空组件

附件

型号表示方法 Model representation methods



GBD...HD

GBD...HU

GBD

18

H

D

基本尺寸
basic size
缸体直径
Body Diameter

中间通孔
Middle through hole

动作方向
Actuation direction
D - 向下
D - Downward
U - 向上
U - Upward

向下或向上。
橡皮圈部分可由硅橡胶制成。
夹取尺寸可从18到31 mm不等。
多种安装附件。

Downward movement, or Upward movement.
The elastic part can be in Silicone or Rubber.
Grip diameters from 18 to 31 mm.
Several mounting accessories.

过孔
H型号拥有一个中央过孔。可吹送压缩空气，或通过冷却部件或检查泄露的方式提供真空。

Through hole for fastening
The ...H models have a central through hole. It can be used to blow compressed air, or to provide vacuum, with the purpose to cool a part, or to check the leakage.

硅橡胶 Silicone rubber

橡胶圈部分采用蓝色硅橡胶或透明硅橡胶。
硅橡胶可提供较高的温度范围，确保较长的使用寿命。
硅橡胶(蓝色或透明)橡胶圈可作为备件，磨损后可替换。
硅橡胶制成的橡胶圈预计可使用100万次。

The elastic part can be in blue Silicone, or transparent silicone.
Silicone can be used over a wider temperature range and assures a longer life time.
The elastic part in Silicone is available as a spare part and can be replaced, when worn out.
The expected medium life time of the elastic part in Silicone is about 1 million cycles.

备用的橡胶圈部件
Spare elastic part

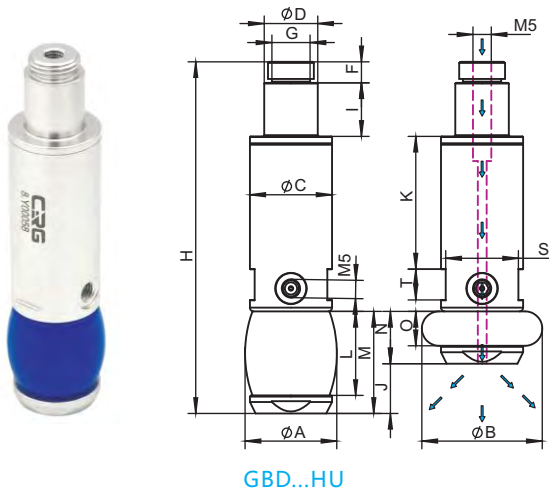


橡胶圈出货时可有客户选定
Silicone can be shipped by customers

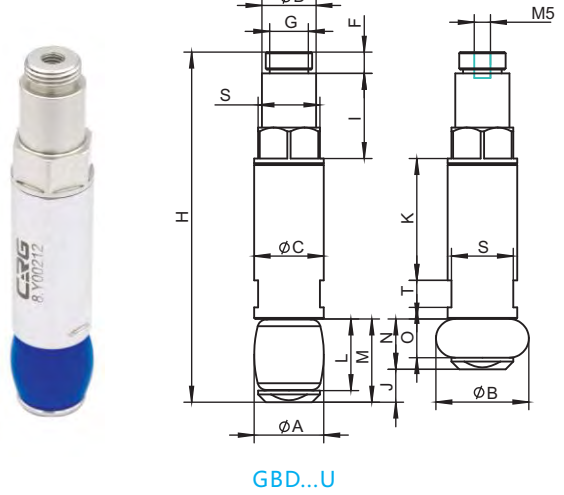
规格(Spec.)	Ø18	Ø22
型号(Model)	18-S1	22-S1
货号(PN)	4.Y00470	4.Y00471
型号(Model)	18-S2	22-S2
货号(PN)	4.Y00472	4.Y00473
鼓胀器(Bulging device)	GBD18U GBD18HD	GBD22HU

T-橡胶圈部件的操作温度(夹具主体5~60°C)
T - Operating temperature of the elastic part (5~60°C for the gripper body)

鼓胀器 Bulging Device

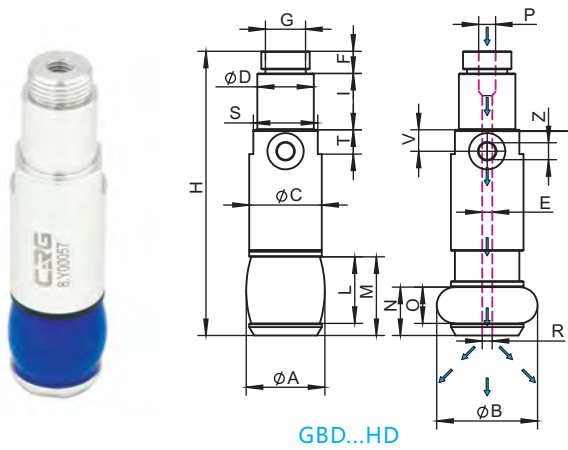


GBD...HU



GBD...U


货号(PN)	型号(Model)	ØA	ØB	ØC	ØD	F	G	H	I	J	K	L	M	N	O	S	T	重量
8.Y00212	GBD18U	18	24	18	14	5.5	M12×1	90.5	22	8.5	31.5	18.5	21.5	13	10	16	7	39.7g
8.Y00058	GBD22HU	24	31.5	21.3	14	5.5	M12×1	92	14	13	34.8	22	26.7	13.7	9	19	8	53.8g



GBD...HD

货号(PN)	型号(Model)	ØA	ØB	ØC	ØD	ØE	F	G	H	I	L	M	N	O	P	R	S	T	V	Z	重量
8.Y00057	GBD18HD	19.5	25	18	14	2.5	5.5	M12×1	70.5	14	16.5	19.5	12	9	M5	M3	16	6	5.3	M5	27.4g

运用实例 / Application



型材、钢管
Profile、SUS Tube

支架模组
Stents Module

快换
Quick Changer

夹具组件
Grip Module

气动剪刀
Air Nipper

真空组件
Vacuum Module

附件
Accessory Components

单动拨指 (GF系列) One Finger Angular Pneumatic Grippers (Series GF)

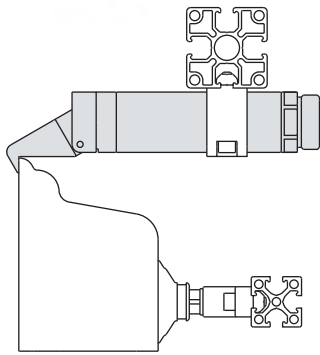
型材 / SUS Tube
Profile / SUS Tube

- 单一动作。 • Single acting.
- 内置磁环。 • Built-in magnetic ring.

支架模组
Stents Module



快换
Quick Changer



夹具组件
Grip Module

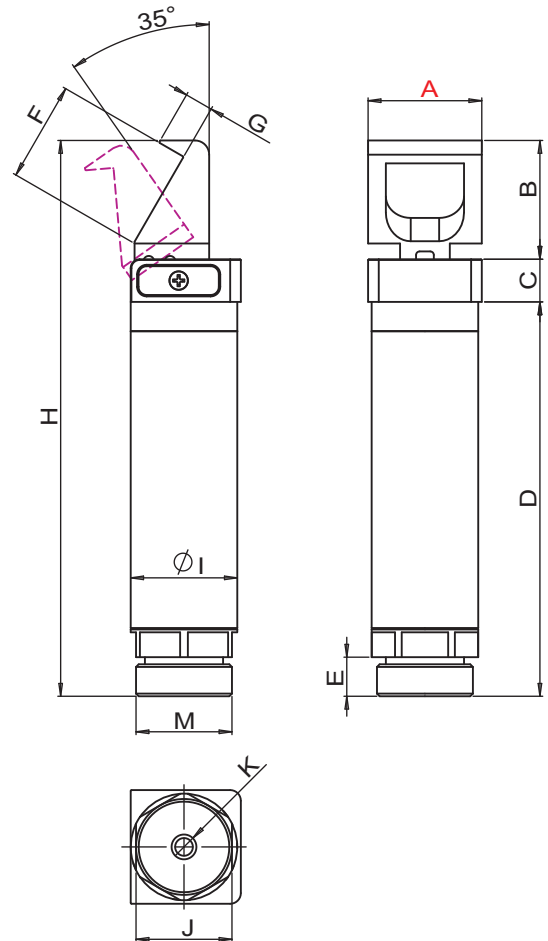
气动剪刀
Air Nipper

真空组件
Vacuum Module

附件
Accessory Components

货号(PN)	8.Y00117	8.Y00118	8.Y00119
型号(Model)	GFA14-35	GFA20-35	GFA30-35
介质 Medium	已过滤, 润滑型 / 未润滑型压缩空气 Filtered, lubricated / non lubricated compressed air		
夹具体 Gripper body	铝制的 Aluminium		
压力范围 Pressure range	2.5 ~ 8 bar		
温度范围 Temperature range	-10 ~ 70 °C.		
行程 Stroke	35°		
活塞孔 Piston bore	Ø10 mm	Ø16 mm	Ø25 mm
6 bar压力下的关闭扭矩 Closing torque at 6 bar	26 Ncm	100 Ncm	430 Ncm
循环空气消耗量 Cycle air consumption	0.4 cm ³	1.24 cm ³	4.56 cm ³
重量 Weight	25g	65g	206g
内置磁环 Built-in magnetic ring	有 Y	有 Y	有 Y

货号(PN)	8.Y00117	8.Y00118	8.Y00119
型号(Model)	GFA14-35	GFA20-35	GFA30-35
A	14	20	30
B	14	20.5	30
C	10.5	9	12
D	49.5	76.5	111
E	5.5	8	11
F	13.5	20.2	30.5
G	4.5	6	8
H	74	106	153
I	Ø14	Ø20	Ø30
J	12	17	27
K	M5	M5	G1/8
M	M12×1	M17×1	M27×1

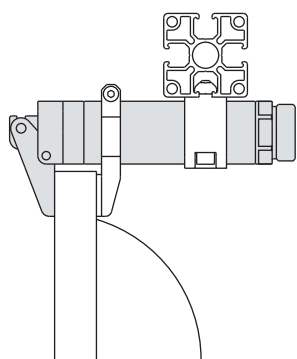


单动拨指 (GF系列) One Finger Angular Pneumatic Grippers (Series GF)

- 单一动作。 • Single acting.
- 内置磁环。 • Built-in magnetic ring.

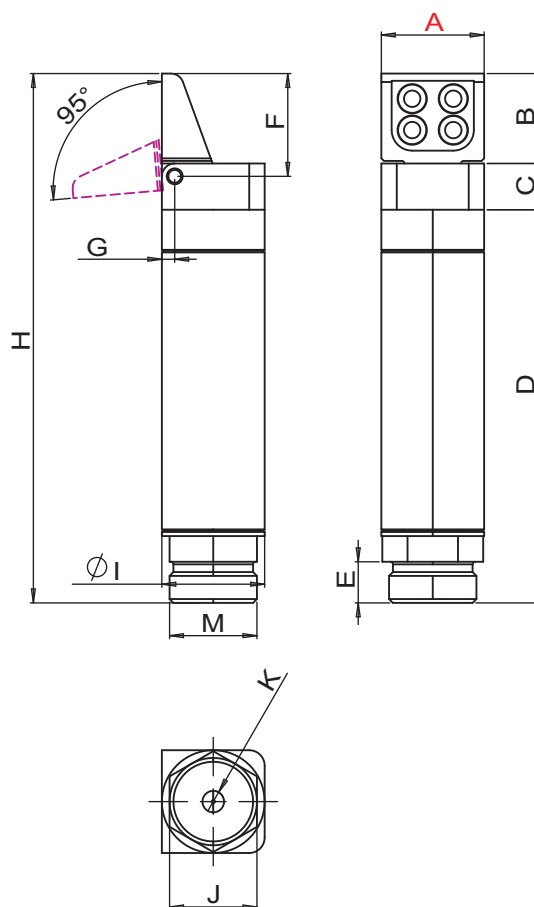


GFR...-95



货号(PN)	8.Y00042	8.Y00311	8.Y00095
型号(Model)	GFR14-95	GFR20-95E	GFR30-95
介质 Medium	已过滤, 润滑型 / 未润滑型压缩空气 Filtered, lubricated / non lubricated compressed air		
夹具体 Gripper body	铝制的 Aluminium		
压力范围 Pressure range	2.5 ~ 8 bar		
温度范围 Temperature range	-10 ~ 70 °C.		
行程 Stroke	95°		
活塞孔 Piston bore	Ø10 mm	Ø16 mm	Ø25 mm
6 bar压力下的关闭扭矩 Closing torque at 6 bar	19 Ncm	70 Ncm	300 Ncm
循环空气消耗量 Cycle air consumption	1cm ³	3.52 cm ³	12.9 cm ³
重量 Weight	25g	60g	193g
内置磁环 Built-in magnetic ring	有 Y	有 Y	有 Y
备注 Remark	替代 Replace 8.Y00041		

货号(PN)	8.Y00042	8.Y00311	8.Y00095
型号(Model)	GFR14-95	GFR20-95E	GFR30-95
A	14	20	30
B	12	17.5	25
C	10.5	9	12
D	49.5	76.5	111
E	5.5	8	11
F	14	20	29
G	2	2.5	4
H	72	103	148
I	Ø14	Ø20	Ø30
J	12	17	27
K	M5	M5	G1/8
M	M12×1	M17×1	M27×1



型材 / 钢管
Profile / SUS Tube

支架模组
Stents Module

快换
Quick Changer

夹具体件
Grip Module

气动剪刀
Air Nipper

真空组件
Vacuum Module

附件
Accessory Components

单动拨指 (GF系列) One Finger Angular Pneumatic Grippers (Series GF)

型材 · SUS Tube

- 单一动作。 • Single acting.
- 内置磁环。 • Built-in magnetic ring.

支架模组



快换

夹具组件



气动剪刀

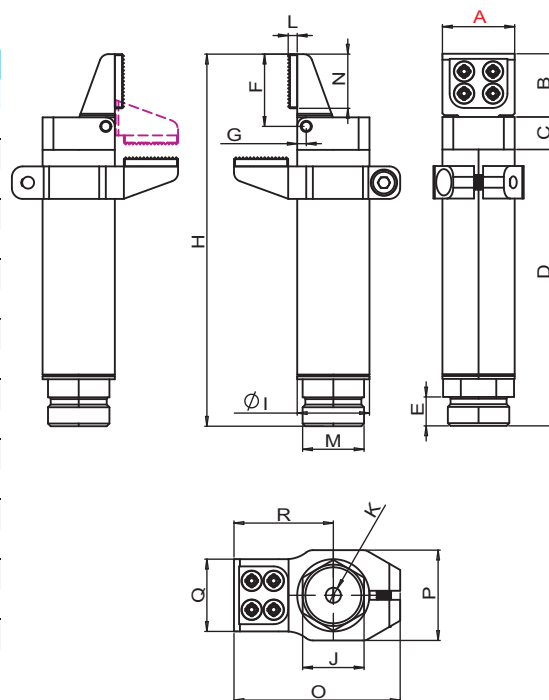
货号(PN)	8.Y00084	8.Y00312	8.Y00096
型号(Model)	GFR14-95G	GFR20-95EG	GFR30-95G
介质 Medium	已过滤, 润滑型 / 未润滑型压缩空气 Filtered, lubricated / non lubricated compressed air		
夹具体 Gripper body	铝制的 Aluminium		
压力范围 Pressure range	2.5 ~ 8 bar		
温度范围 Temperature range	-10 ~ 70 °C.		
行程 Stroke	95°		
活塞孔 Piston bore	Ø10 mm	Ø16 mm	Ø25 mm
6 bar压力下的关闭扭矩 Closing torque at 6 bar	19 Ncm	70 Ncm	300 Ncm
循环空气消耗量 Cycle air consumption	1 cm ³	3.52 cm ³	12.9 cm ³
重量 Weight	36g	87g	300g
内置磁环 Built-in magnetic ring	有 Y	有 Y	有 Y
备注 Remark	替代 Replace 8.Y00083		

货号(PN)	4.Y00486	4.Y00485	4.Y00514
型号(Model)	SIL-14G	SIL-20G	SIL-30G
适用产品 Applicable Products	GFR14-95G	GFR20-95EG GFR20-95LG GFR20-95SG	GFR30-95G

真空组件

货号(PN)	8.Y00084	8.Y00312	8.Y00096
型号(Model)	GFR14-95G	GFR20-95EG	GFR30-95G
A	14	20	30
B	12	17.5	25
C	10.5	9	12
D	49.5	76.5	111
E	5.5	8	11
F	14	20	29
G	2	2.5	4
H	72	103	148
I	Ø14	Ø20	Ø30
J	12	17	27
K	M5	M5	G1/8
L	2.5	2.5	3
M	M12×1	M17×1	M27×1
N	11	15	20
O	32	46	63
P	19	25	37
Q	14	20	30
R	19	27.5	40

附件

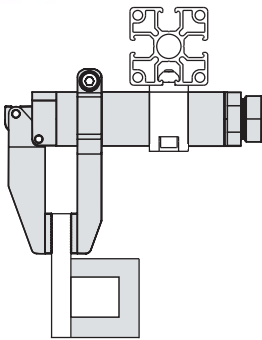


单动拨指 (GF系列) One Finger Angular Pneumatic Grippers (Series GF)

- 单一动作。 • Single acting.
- 内置磁环。 • Built-in magnetic ring.

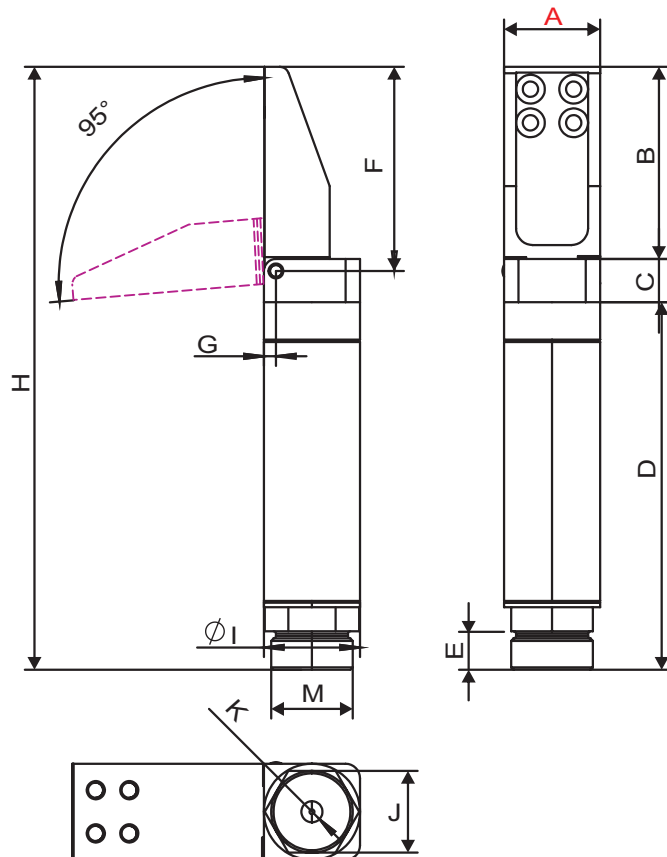


GFR...-95L



货号(PN)	8.Y00309
型号(Model)	GFR20-95L
介质 Medium	已过滤, 润滑型 / 未润滑型压缩空气 Filtered, lubricated / non lubricated compressed air
夹具体 Gripper body	铝制的 Aluminium
压力范围 Pressure range	2.5 ~ 8 bar
温度范围 Temperature range	-10 ~ 70 °C.
行程 Stroke	95°
活塞孔 Piston bore	Ø16 mm
6 bar压力下的关闭扭矩 Closing torque at 6 bar	70 Ncm
循环空气消耗量 Cycle air consumption	3.52 cm ³
重量 Weight	81.4g
内置磁环 Built-in magnetic ring	有 Y

货号(PN)	8.Y00309
型号(Model)	GFR20-95L
A	20
B	40
C	9
D	76.5
E	8
F	42.5
G	2.5
H	125.5
I	Ø20
J	17
K	M5
M	M17×1



型材 / 钢管
Profile / SUS Tube

支架模组
Stents Module

快换
Quick Changer

夹具组件
Grip Module

气动剪刀
Air Nipper

真空组件
Vacuum Module

附件
Accessory Components

单动拨指 (GF系列) One Finger Angular Pneumatic Grippers (Series GF)

型材 / SUS Tube
Profile / SUS Tube

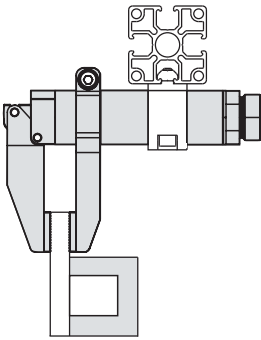
- 单一动作。 • Single acting.
- 内置磁环。 • Built-in magnetic ring.

支架模组
Stents Module



快换
Quick Changer

夹具组件
Grip Module



气动剪刀
Air Nipper

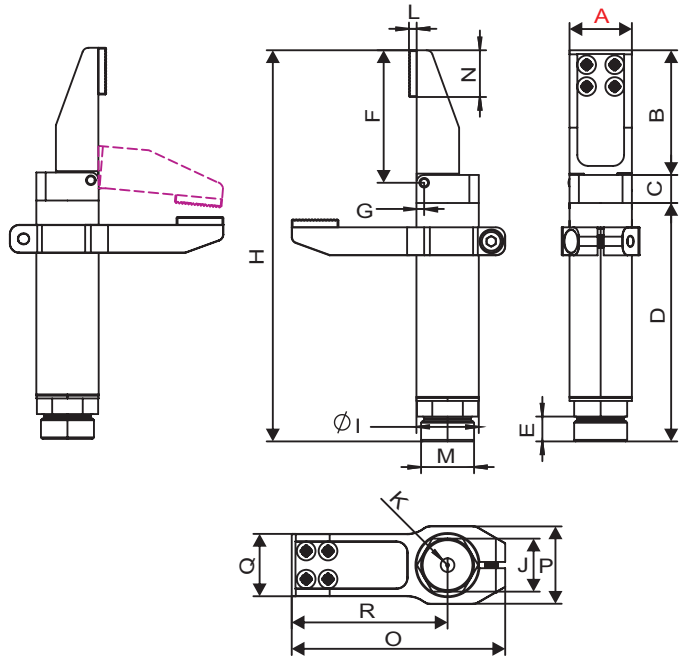
真空组件
Vacuum Module

附件
Accessory Components

货号(PN)	8.Y00310
型号(Model)	GFR20-95LG
介质 Medium	已过滤, 润滑型 / 未润滑型压缩空气 Filtered, lubricated / non lubricated compressed air
夹具体 Gripper body	铝制的 Aluminium
压力范围 Pressure range	2.5 ~ 8 bar
温度范围 Temperature range	-10 ~ 70 °C.
行程 Stroke	95°
活塞孔 Piston bore	Ø16 mm
6 bar压力下的关闭扭矩 Closing torque at 6 bar	70 Ncm
循环空气消耗量 Cycle air consumption	3.52cm ³
重量 Weight	104.8g
内置磁环 Built-in magnetic ring	有 Y

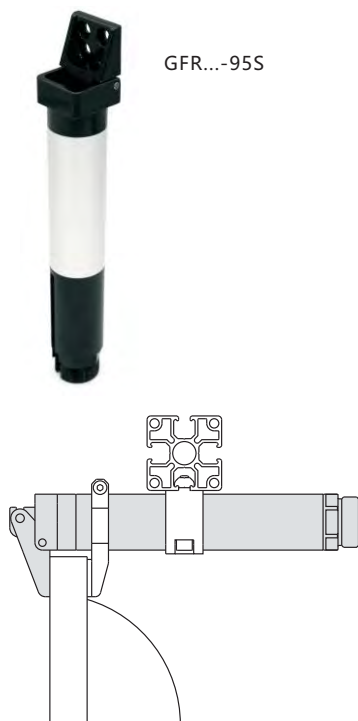
货号(PN)	4.Y00485
型号(Model)	SIL-20G
适用产品 Applicable Products	GFR20-95EG GFR20-95LG GFR20-95SG

货号(PN)	8.Y00310
型号(Model)	GFR20-95LG
A	20
B	40
C	9
D	76.5
E	8
F	42.5
G	2.5
H	125.5
I	Ø20
J	17
K	M5
L	2.5
M	M17×1
N	15
O	68.5
P	25
Q	20
R	50



单动拨指 (GF系列) One Finger Angular Pneumatic Grippers (Series GF)

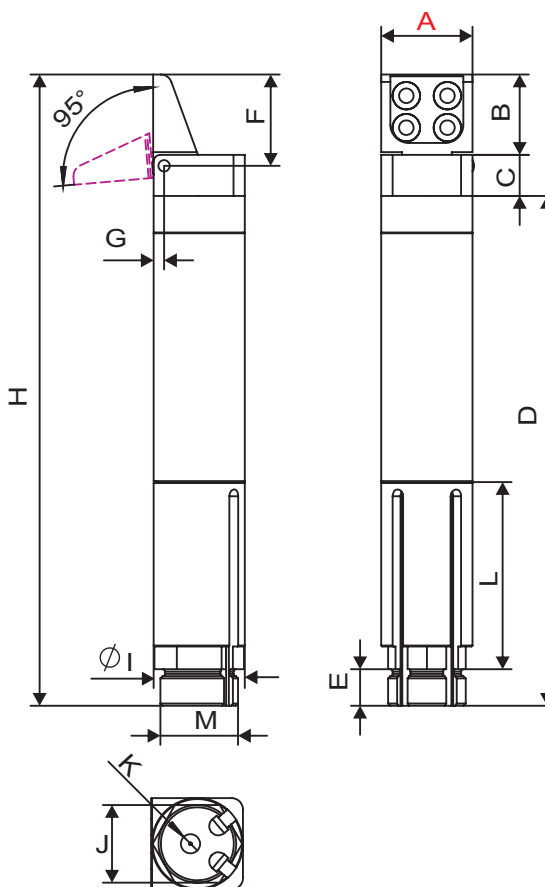
- 单一动作。 • Single acting.
- 内置磁环。 • Built-in magnetic ring.



GFR...-95S

货号(PN)	8.Y00335
型号(Model)	GFR20-95S
介质 Medium	已过滤, 润滑型 / 未润滑型压缩空气 Filtered, lubricated / non lubricated compressed air
夹具体 Gripper body	铝制的 Aluminium
压力范围 Pressure range	2.5 ~ 8 bar
温度范围 Temperature range	-10 ~ 70 °C.
行程 Stroke	95°
活塞孔 Piston bore	Ø16 mm
6 bar压力下的关闭扭矩 Closing torque at 6 bar	70 Ncm
循环空气消耗量 Cycle air consumption	3.52 cm ³
重量 Weight	89g
内置磁环 Built-in magnetic ring	有 Y

货号(PN)	8.Y00335
型号(Model)	GFR20-95S
A	20
B	17.5
C	9
D	111.5
E	8
F	20
G	2.3
H	138
I	Ø20
J	17
K	M5
L	41
M	M17×1



型材 / 钢管
Profile / SUS Tube

支架模组
Stents Module

快换
Quick Changer

夹具组件
Grip Module

气动剪刀
Air Nipper

真空组件
Vacuum Module

附件
Accessory Components

单动拨指 (GF系列) One Finger Angular Pneumatic Grippers (Series GF)

型材 / SUS Tube
Profile / SUS Tube

支架模组
Stents Module

快换
Quick Changer

夹具组件
Grip Module

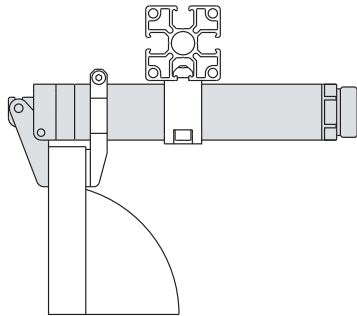
气动剪刀
Air Nipper

真空组件
Vacuum Module

附件
Accessory Components

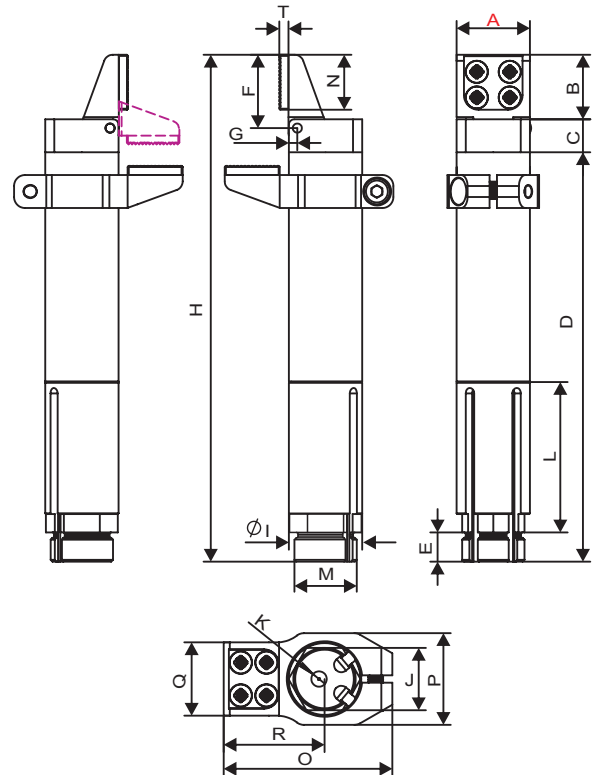
- 单一动作。
- 内置磁环。

- Single acting.
- Built-in magnetic ring.



货号(PN)	8.Y00336
型号(Model)	GFR20-95SG
介质 Medium	已过滤, 润滑型 / 未润滑型压缩空气 Filtered, lubricated / non lubricated compressed air
夹具体 Gripper body	铝制的 Aluminium
压力范围 Pressure range	2.5 ~ 8 bar
温度范围 Temperature range	-10 ~ 70 °C.
行程 Stroke	95°
活塞孔 Piston bore	Ø16 mm
6 bar压力下的关闭扭矩 Closing torque at 6 bar	70 Ncm
循环空气消耗量 Cycle air consumption	3.52 cm ³
重量 Weight	103g
内置磁环 Built-in magnetic ring	有 Y
货号(PN)	4.Y00485
型号(Model)	SIL-20G
适用产品 Applicable Products	GFR20-95EG GFR20-95LG GFR20-95SG

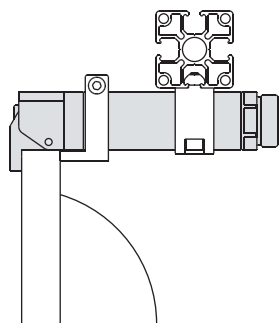
货号(PN)	8.Y00336
型号(Model)	GFR20-95SG
A	20
B	17.5
C	9
D	111.5
E	8
F	20
G	2.3
H	138
I	Ø20
J	17
K	M5
L	41
M	M17×1
N	15
O	46
P	25
Q	20
R	27.5
T	2.5



单动拨指 (GF系列) One Finger Angular Pneumatic Grippers (Series GF)

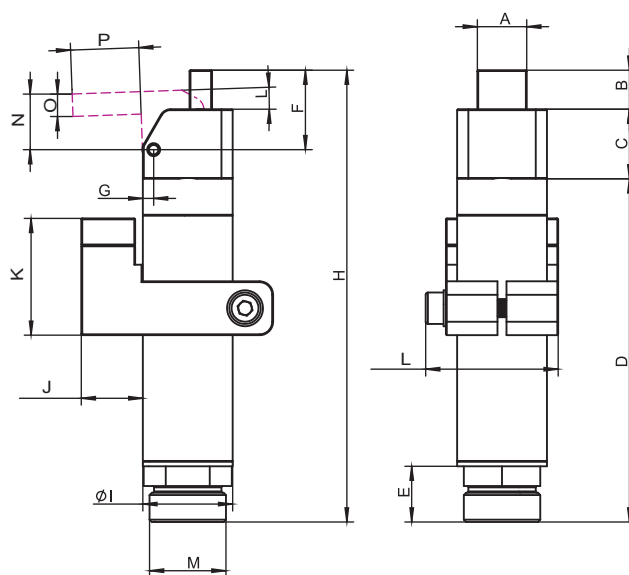
- 单一动作。 • Single acting.
- 内置磁环。 • Built-in magnetic ring.

NEW



货号(PN)	8.Y01001	8.Y01002	8.Y01003
型号(Model)	GFS14-90G	GFS20-90G	GFS30-90G
介质 Medium	已过滤, 润滑型 / 未润滑型压缩空气 Filtered, lubricated / non lubricated compressed air		
夹具体 Gripper body	铝制的 Aluminium		
压力范围 Pressure range	2.5 ~ 8 bar		
温度范围 Temperature range	-10 ~ 70 °C.		
行程 Stroke	95°		
活塞孔 Piston bore	Ø10mm	Ø16 mm	Ø25mm
6 bar压力下的关闭扭矩 Closing torque at 6 bar	19 Ncm	70 Ncm	300 Ncm
循环空气消耗量 Cycle air consumption	1 cm ³	3.52 cm ³	12.9 cm ³
重量 Weight	34g	83g	296g
内置磁环 Built-in magnetic ring	有 Y	有 Y	有 Y

货号(PN)	8.Y01001	8.Y01002	8.Y01003
型号(Model)	GFS14-90G	GFS20-90G	GFS30-90G
A	8	11	14
B	6.7	8.7	13.7
C	10.5	15.5	23.5
D	49.5	76.4	111
E	5.5	8	11
F	6	17.7	29.2
G	2	2.4	4
H	66.8	100.6	139.2
I	Ø14	Ø20	Ø30
J	9	13.7	23.7
K	12	26	26
L	22.5	29.5	66
M	M12×1	M17×1	M27×1
N	8.5	12.4	20
O	4	5	6
P	10.8	15.2	25.2



型材 / SUS Tube

支架模组

快换

夹具组件

气动剪刀

真空组件

附件

单动拨指 (GF系列) One Finger Angular Pneumatic Grippers (Series GF)

型材 / SUS Tube
Profile / SUS Tube

- 单一动作。 • Single acting.
- 内置磁环。 • Built-in magnetic ring.

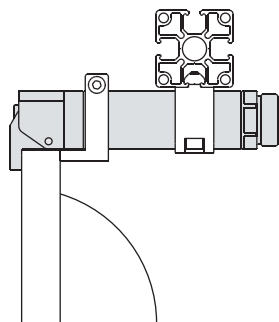
NEW



支架模组
Stents Module

快换
Quick Changer

夹具组件
Grip Module



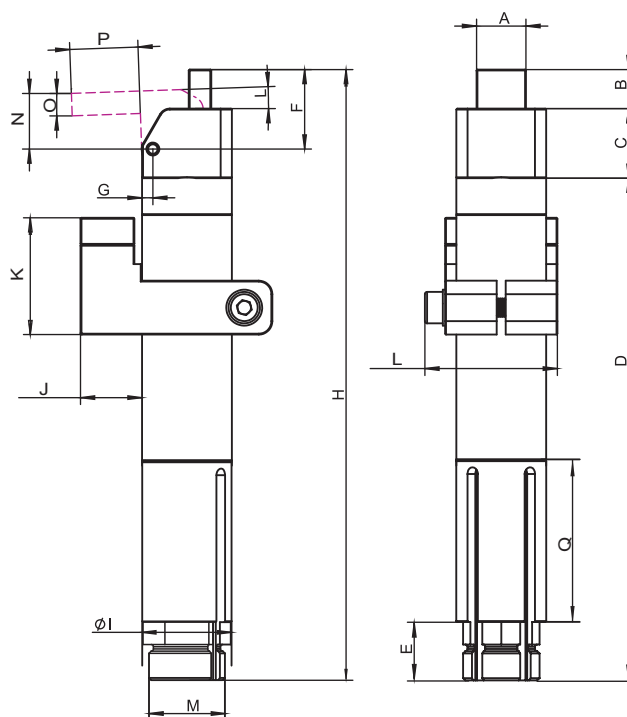
气动剪刀
Air Nipper

真空组件
Vacuum Module

附件
Accessory Components

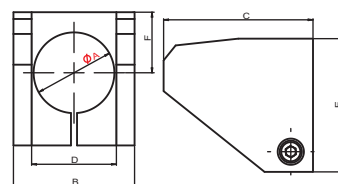
货号(PN)	8.Y01030	8.Y01031
型号(Model)	GFS20-90SG	GFS30-90SG
介质 Medium	已过滤, 润滑型 / 未润滑型压缩空气 Filtered, lubricated / non lubricated compressed air	
夹具体 Gripper body	铝制的 Aluminium	
压力范围 Pressure range	2.5 ~ 8 bar	
温度范围 Temperature range	-10 ~ 70 °C.	
行程 Stroke	95°	
活塞孔 Piston bore	Ø16 mm	Ø25 mm
6 bar压力下的关闭扭矩 Closing torque at 6 bar	70 Ncm	300 Ncm
循环空气消耗量 Cycle air consumption	3.52 cm ³	12.9 cm ³
重量 Weight	99g	312g
内置磁环 Built-in magnetic ring	有 Y	有 Y

货号(PN)	8.Y01030	8.Y01031
型号(Model)	GFS20-90SG	GFS30-90SG
A	11	14
B	8.7	13.7
C	15.5	23.5
D	112	147
E	8	11
F	17.7	29.2
G	2.4	4
H	136.2	184.2
I	Ø20	Ø30
J	13.7	23.7
K	26	26
L	29.5	66
M	M17×1	M27×1
N	12.37	20
O	5	6
P	15.2	25.2
Q	36	49



拨指选项 Finger Gripper Options

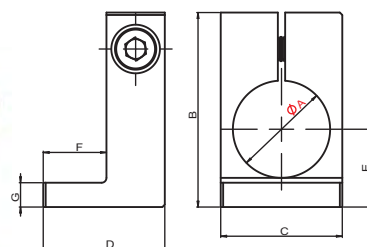
货号(PN)	7.Y00778	7.Y00779
型号(Model)	GP1-20	GP1-30
A(mm)	Ø20	Ø30
B(mm)	30	45
C(mm)	37	65
D(mm)	21	32
E(mm)	33	44
F(mm)	15	20
重量(Weight)	20g	60g



型材 / 钢管
Profile / SUS Tube

支架模组
Stents Module

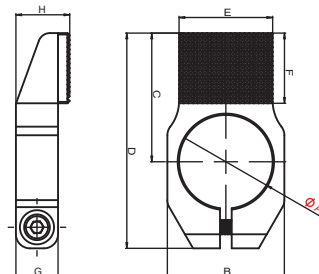
货号(PN)	7.Y00780	7.Y00781	7.Y00782
型号(Model)	GP2-14	GP2-20	GP2-30
A(mm)	Ø14	Ø20	Ø30
B(mm)	24	35	45
C(mm)	19	25	35
D(mm)	12	25	25
E(mm)	11	16	21
F(mm)	6	13	13
G(mm)	3.5	5	5.5
重量(Weight)	5g	14g	23g



快换
Quick Changer

夹具组件
Grip Module

货号(PN)	7.Y00783	7.Y00700	7.Y00908	7.Y00785
型号(Model)	GP3-14	GP3-20	GP3-20L	GP3-30
A(mm)	Ø14	Ø20	Ø20	Ø30
B(mm)	19	25	25	37
C(mm)	19	27.5	50	40
D(mm)	32	46	68.5	63
E(mm)	14	20	20	30
F(mm)	11	15	15	20
H(mm)	8.5	11.5	11.5	14.1
G(mm)	6	9	9	10
重量(Weight)	6g	12g	19.8g	30g
	Silicone	Silicone	Silicone	POM

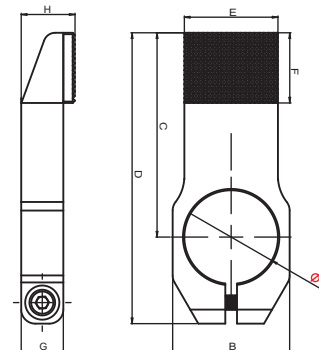


气动剪刀
Air Nipper

真空组件
Vacuum Module

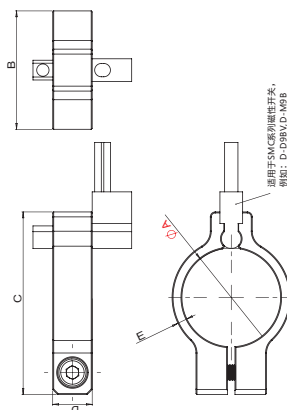


GP3-20L



附件
Accessory Components

货号(PN)	7.Y00786	7.Y00787	7.Y00788
型号(Model)	GS-14	GS-20	GS-30
A(mm)	Ø14	Ø20	Ø30
B(mm)	18	24	34
C(mm)	30	37	47
D(mm)	8	8	8
E(mm)	2	2	2
重量(Weight)	14g	17g	25g



单动拨指 (GO系列) One Finger Angular Pneumatic Grippers (Series GO)

型材 / SUS Tube

支架模组

快换

夹具组件

气动剪刀

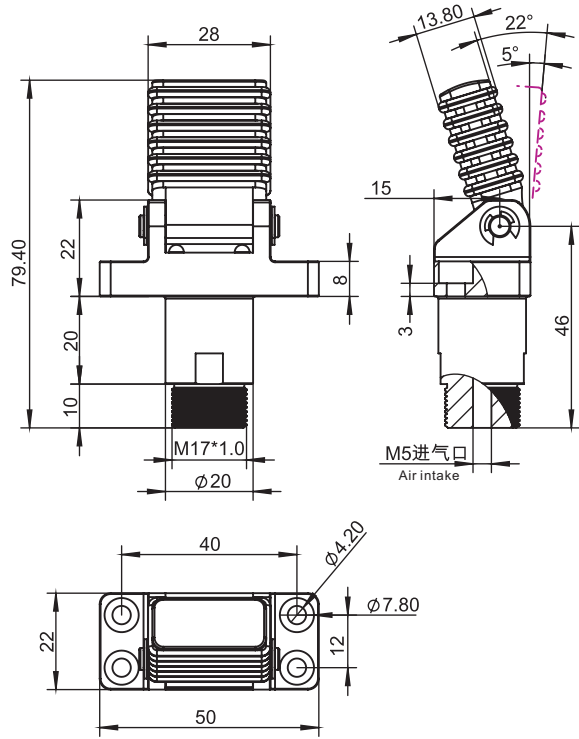
真空组件

附件



GOF20-20-VMQ

GOF20-20-NBR

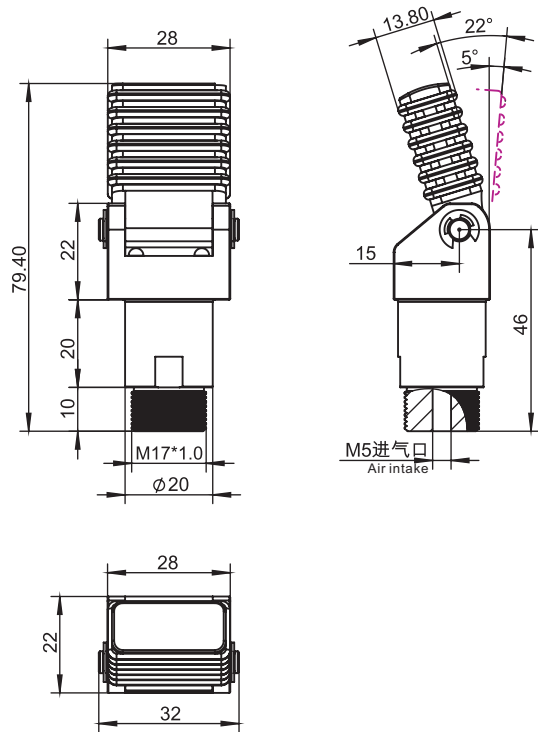


货号(PN)	型号(Model)	重量(Weight)	耐高温Heat resistance (in °C)
8.Y00396	GOF20-20-NBR	57.4g	-20 to 80
8.Y00395	GOF20-20-VMQ	57.4g	-40 to 160



GOP20-20-VMQ

GOP20-20-NBR



货号(PN)	型号(Model)	重量(Weight)	耐高温Heat resistance (in °C)
8.Y00398	GOP20-20-NBR	50g	-20 to 80
8.Y00397	GOP20-20-VMQ	50g	-40 to 160

可选的磁传感器 Optional Magnetic Sensors


磁性传感器（可选）通过活塞上的一个磁铁检测出操作位置。因此，使用磁传感器是为了避免大量的磁性材料和强烈的磁场可能会造成传感问题。

可用的传感器:

The operating position is detected by magnetic proximity sensors (optional) through a magnet placed on the piston.

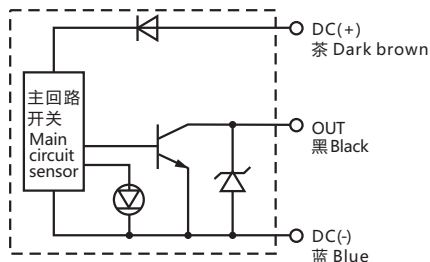
The use of magnetic proximity sensors is to be avoided in the vicinity of large masses of ferromagnetic material or intense magnetic fields as this may cause detection problems.

The sensors that can be used are:

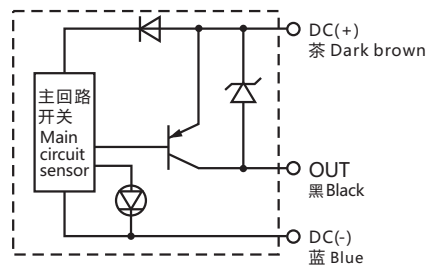


货号(PN)	1.Y00293
型号(Model)	D-MQ

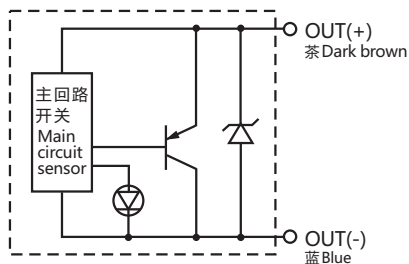
D-M9N • M9NV



D-M9P • M9PV



D-M9B • M9BV



货号(PN)	型号(Model)	开关类型	L(mm)
1.Y00310	D-M9B	NPN	电缆 cable 0.5m
1.Y00307	D-M9BL	NPN	电缆 cable 3.0m
1.Y02565	D-M9BV	NPN	电缆 cable 0.5m
1.Y03843	D-M9BVL	NPN	电缆 cable 3.0m
1.Y00311	D-M9N	NPN	电缆 cable 0.5m
1.Y00295	D-M9NL	NPN	电缆 cable 3.0m
1.Y00298	D-M9NV	NPN	电缆 cable 0.5m
1.Y03598	D-M9NVL	NPN	电缆 cable 3.0m
1.Y00309	D-M9P	PNP	电缆 cable 0.5m
1.Y02301	D-M9PL	PNP	电缆 cable 3.0m
1.Y00296	D-M9PV	PNP	电缆 cable 0.5m
1.Y02964	D-M9PVL	PNP	电缆 cable 3.0m

型材、钢管

支架模组

快换

夹具组件

气动剪刀

真空组件

附件

Min 姿势夹具 Min Posture Gripper

型材 · SUS Tube
Profile · SUS Tube

支架模组
Stents Module

快换
Quick Changer

夹具组件
Grip Module

气动剪刀
Air Nipper

真空组件
Vacuum Module

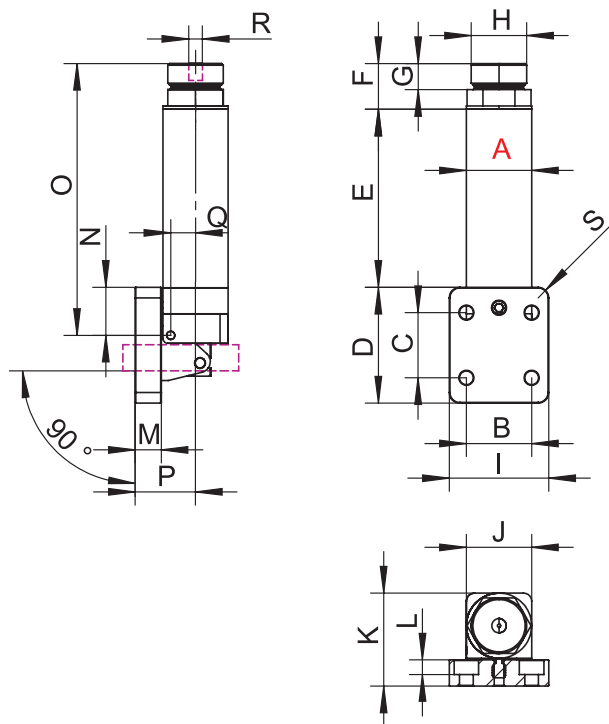
附件
Accessory Components

- 90° 旋转。
- 单一动作。
- 通过压缩空气和弹簧复位起重。
- 多个安装附件。
- 可选的磁传感器。

- 90° rotation.
- Single-acting.
- Lifting by compressed air, spring reset.
- Several mounting accessories.
- Optional magnetic sensors.



货号(PN)	8.Y00094	8.Y00116
型号(Model)	GFN20-90	GFN30-90
介质 Medium	已过滤, 润滑型 / 未润滑型压缩空气 Filtered, lubricated / non lubricated compressed air	
压力范围 Pressure range	2 ~ 8 bar	2 ~ 8 bar
温度范围 Temperature range	-10 ~ 70 °C.	-10 ~ 70 °C.
倾斜角度 Tilt angle	90°	90°
6 bar压力下的起重扭矩 Lift torque at 6 bar	120 Ncm	300 Ncm
重量 Weight	65g	210g



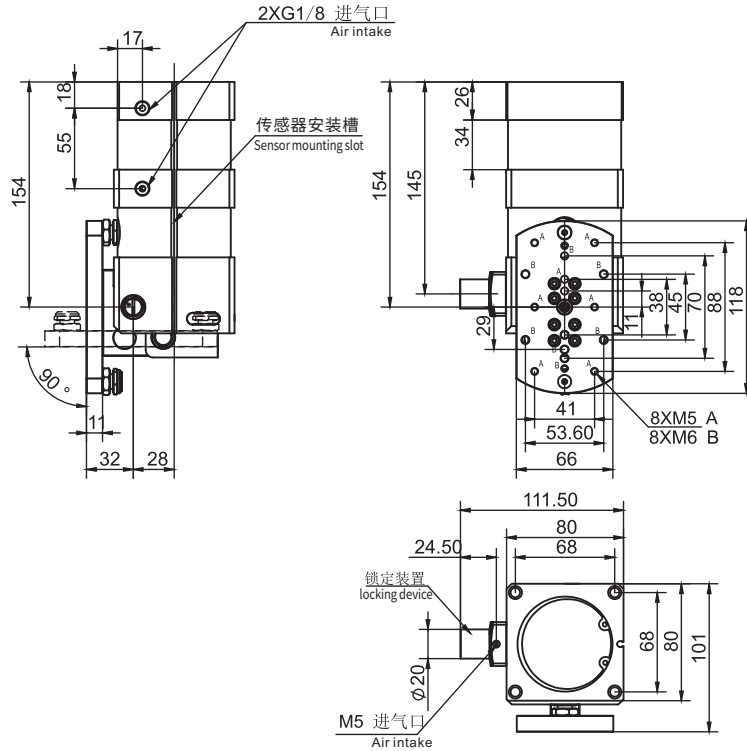
货号(PN)	8.Y00094	8.Y00116
型号(Model)	GFN20-90	GFN30-90
A	Ø20	Ø30
B	20	25
C	20	25
D	35.5	46
E	54.6	81.5
F	14	19
G	8	11
H	17	M27*1
I	30.5	37
J	20	30
K	28.5	40
L	4.5	5.5
M	8	10
N	14.74	18.5
O	83.34	119
P	18.5	25
Q	7.6	11
R	M5	M5
S	3.25	3

姿势组配件 Posture Set Accessories

- 90° 旋转。
- 单一动作。
- 通过压缩空气和弹簧复位起重。
- 多个安装附件。
- 可选的磁传感器。

- 90° rotation.
- Single-acting.
- Lifting by compressed air, spring reset.
- Several mounting accessories.
- Optional magnetic sensors.

NEW



货号(PN)	8.Y01007
型号(Model)	GFT60-90
介质 Medium	已过滤, 润滑型 / 未润滑型压缩空气 Filtered, lubricated / non lubricated compressed air
压力范围 Pressure range	2 ~ 8 bar
解锁范围 Unlock pressure	> 3.5 bar
温度范围 Temperature range	5 ~ 60 °C.
倾斜角度 Tilt angle	90°
末端行程调节 End stroke adjustment	± 2°
循环空气消耗量 Cycle air consumption	462 cm ³
6 bar 压力下的起重扭矩(90° → 0°) Lift torque at 6 bar (90° → 0°) (Mu)	> 78 Nm
6 bar 压力下的降落扭矩(0° → 90°) Drop torque at 6 bar (0° → 90°) (Md)	> 42 Nm
允许的负载 Allowed load (F)	300 N
允许的力矩 Allowed moment (Mf)	30 Nm
重量 Weight	2520g

型材、钢管
Profile, SUS Tube

支架模组
Stents Module

快换
Quick Changer

夹具组件
Grip Module

气动剪刀
Air Nipper

真空组件
Vacuum Module


附件
Accessory Components

推入式气剪 Thrust Cut Nippers



- 双动作串联气缸。
- 可选的磁传感器。
- 刀片加热系统。
- 可选配(上/下刀片)以及隔热垫等备件。

- Double-acting operation with tandem cylinders.
- Optional magnetic sensors .
- blade heating system.
- Optional (upper/lower blade) and spare parts such as thermal pads are available.


NEW



货号(PN)	8.Y00367
型号(Model)	GT-N50H-40
介质 Medium	已过滤, 润滑型 / 未润滑型压缩空气 Filtered, lubricated / non lubricated compressed air
压力范围 Pressure range	2~ 6 bar
温度范围 Temperature range	5 ~ 60 °C.
活塞孔 Piston bore	Ø40 mm
6 bar压力下的关闭扭矩 Closing torque at 6 bar	1470 Ncm
循环空气消耗量 Cycle air consumption	75 cm ³
重量 Weight	1570g



	货号(PN)	型号(Model)	描述(Describe)
上刀片 upper blade	7.Y00441	N54-T	-
下刀片 lower blade	7.Y00442	N54-D	-
隔热垫 Insulation pads	2.Y05202	L54-5	-
热电偶 ermocouple	1.Y20002	-	220V / 100W 线长 cable L1.5m
加热管 Heating pipe	1.Y20003	D6-L55	220V / 100W, 线长 cable L1.5m
温度范围 Temperature range	-	-	0-200°C
功率 Power	-	-	100W
温度控制器 ater control box	8.Y01026	GTC-001	-
操作电压 Operating voltage	-	-	100~240Vac 50/60Hz



型材 - SUS Tube

支架模组

快换

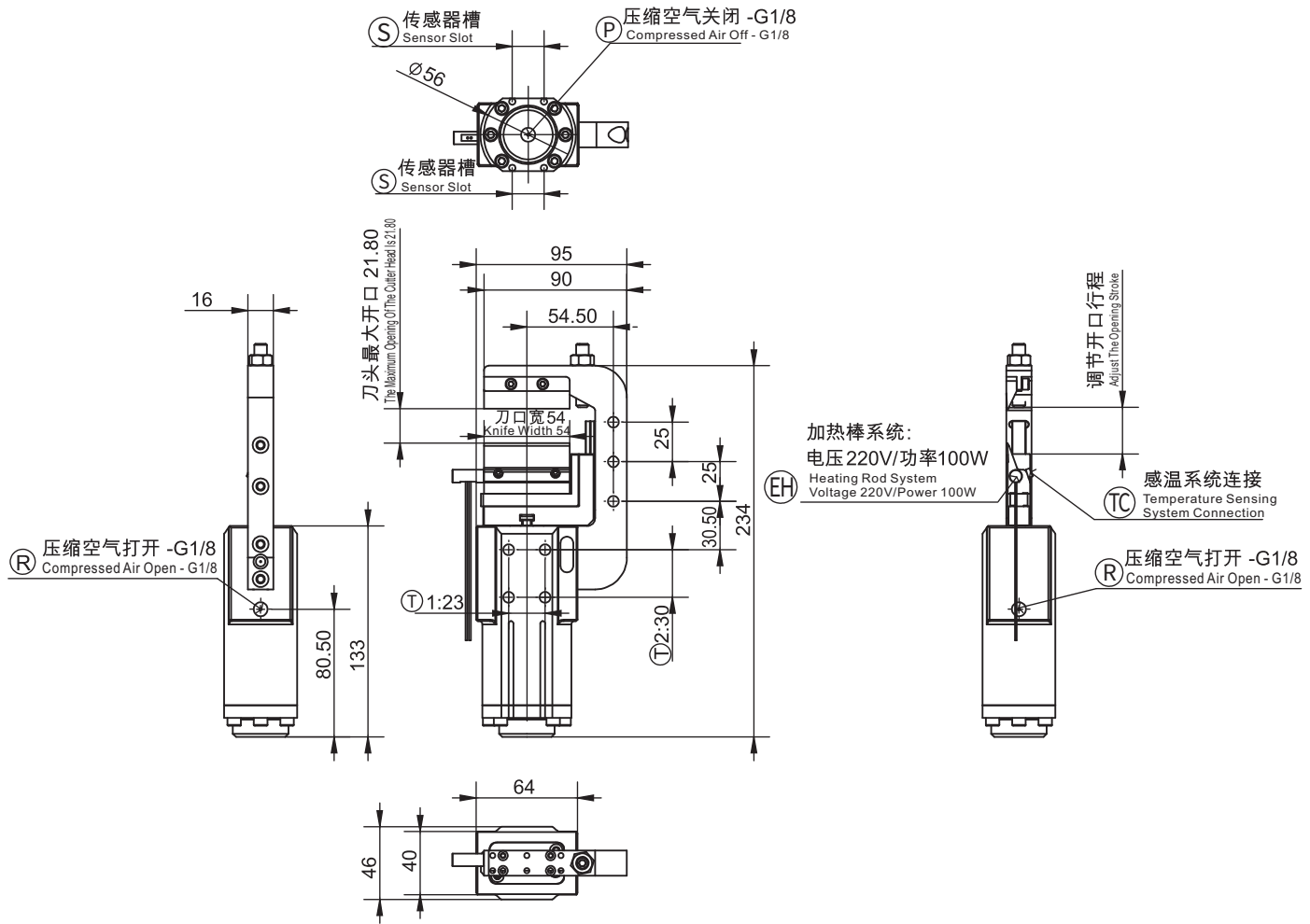
夹具组件

气动剪刀

真空组件

附件

推入式气剪 Thrust Cut Nippers



- ⑥ 压缩空气接连: 关闭
- ⑦ 压缩空气接连: 打开
- ⑤ 传感器槽
- ⑧ 紧固螺纹孔
- ⑨ 加热系统外壳D=6.1
- ⑩ 热电偶感温系统

- ⑥ Compressed air connection: CLOSING
- ⑦ Compressed air connection: OPENING
- ⑤ Sensor slot
- ⑧ Threaded hole for fastening
- ⑨ Heating system housing Ø6.1
- ⑩ Thermocouple temperature sensing system

型材、钢管

支架模组

快换

夹具组件

气动剪刀

真空组件

附件

温度控制器 Temperature Regulator

型材·SUS Tube
Profile · SUS Tube

支架模组
Stents Module

快换
Quick Changer

夹具组件
Grip Module

气动剪刀
Air Nipper

真空组件
Vacuum Module

附件
Accessory Components

- 可编程温度监测和控制。
- 切换配置和编程简便。
- 能够控制几个串行连接的加热管。
- 易携带转换工作场所，连接便捷。

- Process temperature monitoring and control is possible.
- Switching configuration and programming is easy.
- Capable of controlling several heating tubes connected in series.
- Easy to carry and change the workplace, easy to connect.

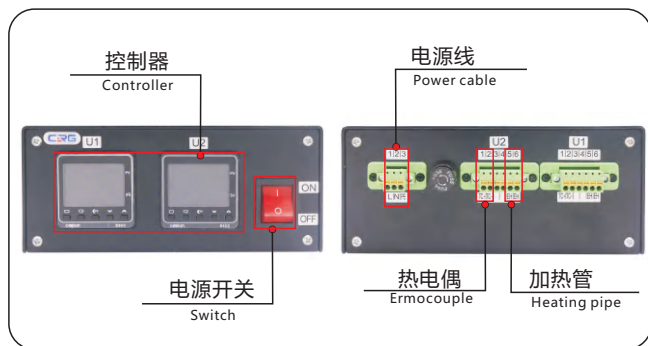
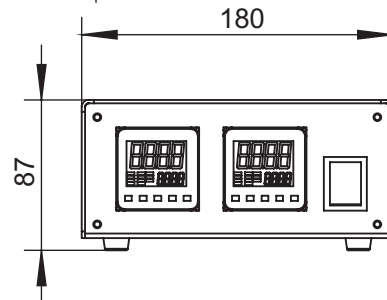
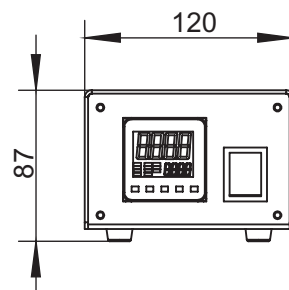
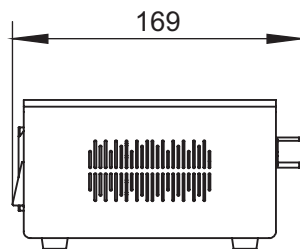
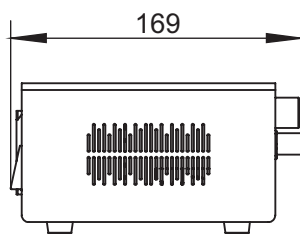
NEW



GTC-001



GTC-002



货号(PN)	8.Y01026	8.Y01027
型号(Model)	GTC-001	GTC-002
温度范围·热电偶K Temperature range·Thermocouple K	0° ~ 200 °C.	
电源 Power supply	AC100-240V	
环境/存储温度 Ambient/Storage temperature	0-50°C/10-65°C (避免结冰或结露) (Avoid icing or condensation)	
保护保险丝 Protection fuse	内置15A一个 One built-in 15A	
重量 Weight	1268g	1820g

加热管/热电偶 Heating Tube/Thermocouple

- 加热管功率 100 瓦。
- 加热管直径 6。
- 热电偶 (TC):K 型。
- 易携带转换工作场所，连接便捷。

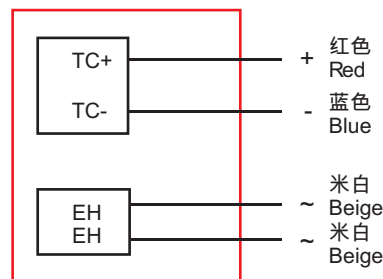
- Heating tube power is 100W.
- Heating tube ϕ 6.
- Thermocouple (TC): K type.
- Easy to carry and change the workplace, easy to connect.



加热管
Heating pipe



热电偶
Ermocouple

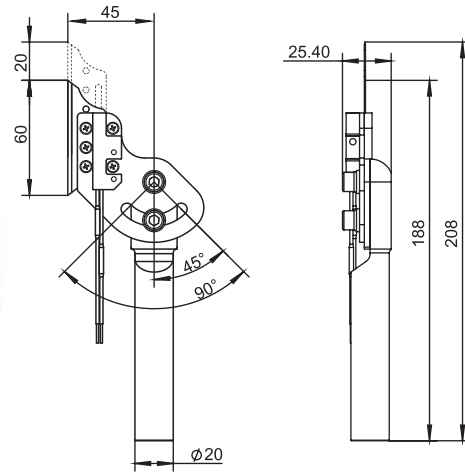



	货号(PN)	型号(Model)	描述(Describe)
热电偶 ermocouple	1.Y20002	-	220V / 100W 线长 cable L 1.5m
加热管 Heating pipe	1.Y20003	D6-L55	220V / 100W 线长 cable L 1.5m



加热割刀 Heating Cutter

可切除料头，去毛刺和修边。
Remove sprue, deburr and trim.

NEW



货号(PN)	型号(Model)	重量(Weight)
8.Y00346	GT-BH2060	186g



	货号(PN)	型号(Model)	描述(Describe)
备用刀片 (10个/包) Spare blade (10 pieces package)	7.Y02019	NBH2060	-
温度控制器 ater control box	8.Y01026	GTC-001	-

型材、钢管

支架模组

快换

夹具组件

气动剪刀

真空组件

附件

真空吸盘 Vacuum Cups

型材 · SUS Tube

支架模组

快换

夹具组件

气动剪刀

真空组件

附件



亮点 Highlights

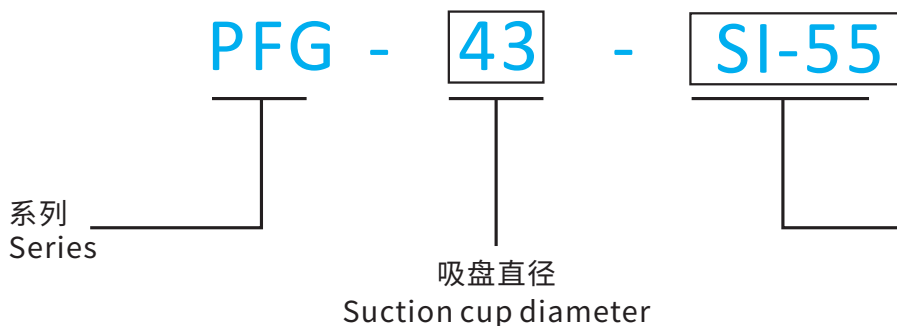
- 尺寸和材质多种规格可选
 - 密封唇柔软且有锥度
 - 吸盘顶部有加强筋结构
 - 最优结构设计
 - 底部支撑结构
- Various sizes and materials are available
- **Soft and tapered sealing lip**
- **Rib structure on the top of the suction cup**
- **Optimum structural design**
- **Bottom support structure**

优势 Advantage

- 适合不同尺寸和形状的工件
 - 对曲面和不平整的工件有很强的适应性
 - 高速运动时，具有极强的水平和横向抓取力
 - 尺寸小、吸力大
 - 搬运薄壁工件不会产生永久变形
- Suitable for workpieces of different sizes and shapes
- Strong adaptability to curved surfaces and uneven workpieces
- Strong horizontal and lateral grabbing force when moving at high speed
- Small size and high suction
- Handling thin-walled workpieces without permanent deformation

型号表示方法

Model representation methods



橡胶件代码

- NBR-55 丁腈橡胶
- SI-55 硅橡胶
- HT1-60 无痕橡胶
- NBR-55 nitrile rubber
- SI-55 silicone rubber
- HT1-60 traceless rubber

运用案例

Application example



包装行业
packaging industry



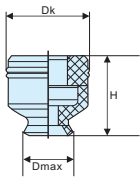
电子行业
Electronics industry



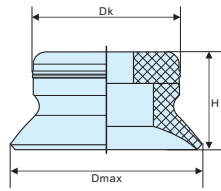
注塑行业
Injection molding industry

吸盘PFG系列 (扁平式) Vacuum Cups PFG Series

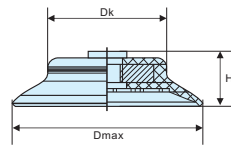
PFG-2...PFG-10



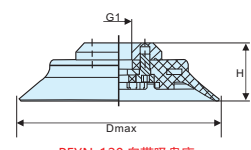
PFG-15...PFG-50



PFG-60...PFG-95



PFYN-120...PFYN-200



PFYN-120 自带吸盘座
PFYN-150 自带吸盘座
PFYN-200 自带吸盘座

型号 (Model)	吸力 (N) ⁽¹⁾	推荐真空管内径(mm)	G1 (mm)	Dk (mm)	Dmax (mm)	H (mm)	NBR-55 (黑色)	SI-55 (透明)	HT1-60 (蓝色)	重量 (Weight)
PFG-2-...	0.12	2	-	4.2	3.0	4.0	1.Y12953	1.Y12972	1.Y12991	0.02g
PFG-3.5-...	0.42	2	-	4.2	4.0	4.0	1.Y12954	1.Y12973	1.Y12992	0.03g
PFG-5-...	0.75	2	-	7.7	5.5	6.5	1.Y12955	1.Y12974	1.Y12993	0.15g
PFG-6-...	1.2	2	-	7.7	6.5	6.5	1.Y12956	1.Y12975	1.Y12994	0.17g
PFG-8-...	2.3	2	-	8.2	9.0	7.0	1.Y12957	1.Y12976	1.Y12995	0.23g
PFG-10-...	4.0	2	-	8.7	11.5	7.5	1.Y12958	1.Y12977	1.Y12996	0.30g
PFG-15-...	9.0	4	-	12.2	17.5	8.0	1.Y12959	1.Y12978	1.Y12997	1g
PFG-20-...	15.5	4	-	15.2	23.0	10.0	1.Y12960	1.Y12979	1.Y12998	1g
PFG-25-...	26.5	4	-	16.2	27.5	14.0	1.Y12961	1.Y12980	1.Y12999	3g
PFG-30-...	34.0	4	-	15.1	31.5	12.0	1.Y12962	1.Y12981	1.Y13000	3g
PFG-35-...	44.0	4	-	20.5	38.0	14.0	1.Y12963	1.Y12982	1.Y13001	6g
PFG-40-...	57.7	4	-	24.3	43.0	14.0	1.Y12964	1.Y12983	1.Y13002	7g
PFG-50-...	91.0	4	-	29.1	53.5	15.0	1.Y12965	1.Y12984	1.Y13003	11g
PFG-60-...	125	6	-	38.7	64.0	18.0	1.Y12966	1.Y12985	1.Y13004	25g
PFG-80-...	260	6	-	52.3	86.0	20.5	1.Y12967	1.Y12986	1.Y13005	52g
PFG-95-...	350	6	-	68.2	102.0	19.0	1.Y12968	1.Y12987	1.Y13006	93g
PFYN-120-...	540	9	G1/2-F	89.5	124	36.5	1.Y12969	1.Y12988	-	223g
PFYN-150-...	842	9	G1/2-F	104.5	158	45.5	1.Y12970	1.Y12989	1.Y13008	391g
PFYN-200-...	1498	9	G1/2-F	142.5	222	50.5	1.Y12971	1.Y12990	-	555g

(1)上述规定吸力为在真空度为-0.6bar时的理论值，对于表面光滑、干燥的工件而言，未包括安全系数。

(1) The suction specified above is the theoretical value when the vacuum degree is -0.6bar. For smooth and dry workpieces, the safety factor is not included.



安装方式

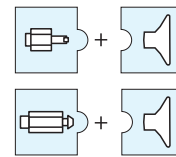
Types of assembly

直插式

Factory-crimped fitting:

直插式

Hollow shaft fitting:



吸盘座 Vacuum Cup Fitting	吸盘 Vacuum Cups
VM14-M5	PFG-2~PFG-3.5
VM29-M5、VM30-G18	PFG-5~PFG-10
VM31-M5、VM32-G18	PFG-15
VM33-M5、VM34-G18	PFG-20
VM35-M5、VM36-G18	PFG-25~PFG-40
VM37-M5、VM38-G18	PFG-50
VM-G14M-M10M	PFG-60~PFG-95

Materials 材质	Shore Hardness 硬度	A Flexibility 柔韧性	Abrasion resistance 耐磨性	UV & weather resistance 抗紫外线	Oil resistance 抗油污性	Heat resistance (in °C) 耐高温	
SI-55: Translucent Silicone 半透明硅胶	50	+++	-	-	-	-40 to 220	Translucent 半透明
HT1-60: Siton® 特制复合材料(无痕)	60	+	++	-	++	-25 to 170	Blue 蓝色
NBR-55: Nitrile 丁腈橡胶	60	+	+	-	++	-30 to 120	Black 黑色

型材、钢管

支架模组

快速更换

夹具组件

气动剪刀

真空组件

附件

吸盘FGA系列 (波纹管式/2层) Vacuum Cups FGA Series

型材 · SUS Tube

支架模组

快换

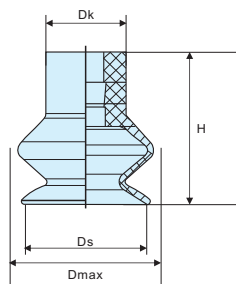
夹具组件

气动剪刀

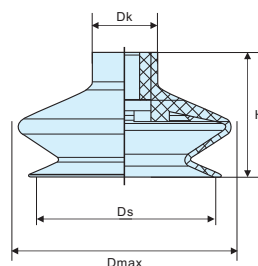
真空组件

附件

FGA-6...FGA-25



FGA-33...FGA-78

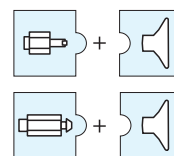


型号 (Model)	吸力 (N) ⁽¹⁾	拉脱力 (N) ⁽¹⁾⁽²⁾	推荐真空管内径(mm)	Dk (mm)	Dmax(S) (mm)	Ds (mm)	H (mm)	NBR-55 (黑色)	SI-55 (透明)	HT1-60 (蓝色)	重量 (Weight)
FGA-6-...	0.4	1.4	4	7	8.0	5.7	9	1.Y12937	1.Y12949	1.Y12951	1g
FGA-11-...	0.95	3.8	4	10	13.0	10.4	16.0	1.Y12938	1.Y12288	1.Y12298	1g
FGA-14-...	1.2	5.0	4	10	14.5	12.5	15.5	1.Y12939	1.Y12289	1.Y12299	1g
FGA-16-...	2.3	6.7	4	10	18.5	15.6	19.2	1.Y12940	1.Y12290	1.Y12300	1g
FGA-20-...	4.7	10.7	4	10	21.0	18.1	15.2	1.Y12941	1.Y12291	1.Y12301	2g
FGA-22-...	5.7	15.2	4	10	25.0	21.5	19.0	1.Y12942	1.Y12292	1.Y12302	2g
FGA-25-...	5.3	17.3	4	10	26.5	22.5	23.0	1.Y12943	1.Y12293	1.Y12303	3g
FGA-33-...	13.6	39.6	6	18	38.0	30.0	27.0	1.Y12944	1.Y12294	1.Y12304	7g
FGA-43-...	22.8	64.5	6	18	47.5	38.0	27.6	1.Y12945	1.Y12295	1.Y12305	11g
FGA-53-...	51.3	95	6	18	60.0	50.0	34.0	1.Y12946	1.Y12296	1.Y12306	19g
FGA-63-...	85.0	135	6	18	68.0	60.0	34.0	1.Y12947	1.Y12297	1.Y12307	24g
FGA-78-...	137.4	218	6	25	84.5	74.0	47.0	1.Y12948	1.Y12950	1.Y12952	56g

- (1)上述规定吸力为在真空度为-0.6bar时的理论值，对于表面光滑、干燥的工件而言，未包括安全系数
 (1) The suction specified above is the theoretical value when the vacuum degree is -0.6bar. For smooth and dry workpieces, the safety factor is not included.
- (2)天然橡胶材质的吸盘，其拉脱力约降低40%。
 (2) The pull-off force of the vacuum cup made of natural rubber is reduced by about 40%.



安装方式
 Types of assembly
 直插式
 Factory-crimped fitting:
 直插式
 Hollow shaft fitting:

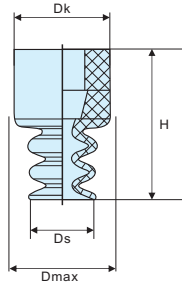


吸盘座 Vacuum Cup Fitting	吸盘 Vacuum Cups
VM21-M5	FGA-6
VM18-M5、VM02-G18	FGA-11~FGA-25
VM24-G18	FGA-33~FGA-63
VM41-G14	FGA-78

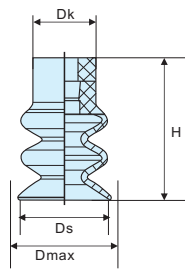
Materials 材质	Shore Hardness 硬度	A Flexibility 柔韧性	Abrasion resistance 耐磨性	UV & weather resistance 抗紫外线	Oil resistance 抗油污性	Heat resistance (in °C) 耐高温	
HT1-60: Siton® 特制复合材料(无痕)	60	+	++	-	++	-25 to 170	Blue 蓝色
SI-55: Translucent Silicone 半透明硅胶	50	+++	-	+++	-	-40 to 220	Translucent 半透明
NBR-55: Nitrile 丁腈橡胶	60	+	+	-	++	-30 to 120	Black 黑色

吸盘FG系列 (波纹管式/3层) Vacuum Cups FG Series

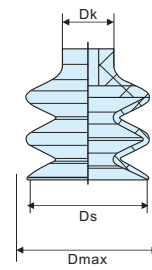
FG-3...FG-9



FG-12...FG-25



FG-32...FG-88



型号 (Model)	吸力 (N) ⁽¹⁾	拉脱力 (N) ⁽¹⁾⁽²⁾	推荐真空管 内径(mm)	Dk (mm)	Dmax(S) (mm)	Ds (mm)	H (mm)	NBR-55 (黑色)	SI-55 (透明)	HT1-60 (蓝色)	重量 (Weight)
FG-3-...	0.2	0.4	2	4	4.0	3.0	6.7	1.Y12929	1.Y12931	1.Y12934	1g
FG-4-...	0.3	0.6	2	7	7.0	3.8	14	1.Y12930	1.Y12932	1.Y12935	1g
FG-5-...	0.2	0.8	2	7	7.0	5.0	14	1.Y12308	1.Y12319	1.Y12331	1g
FG-7-...	0.1	0.9	4	9	9.0	5.9	14	1.Y12309	1.Y12320	1.Y12332	1g
FG-9-...	0.7	2.3	4	9	9.5	9.0	15	1.Y12310	1.Y12321	1.Y12333	1g
FG-12-...	0.9	3.5	4	10	13.0	12.0	21.0	1.Y12311	1.Y12322	1.Y12334	1g
FG-14-...	1.2	5.7	4	10	15.5	14.5	22.8	1.Y12312	1.Y12323	1.Y12335	2g
FG-18-...	2.3	8.5	4	10	19.0	17.2	22.6	1.Y12313	1.Y12324	1.Y12336	2g
FG-20-...	3.8	12.1	4	10	21.0	20.0	22.1	1.Y12314	1.Y12325	1.Y12337	2g
FG-25-...	4.5	19.0	4	10	26.0	23.0	34.0	1.Y12315	1.Y12326	1.Y12338	4g
FG-32-...	12.0	36.9	6	18	33.5	32	37.5	1.Y12284	1.Y12327	1.Y11797	10g
FG-42-...	13.6	44	6	18	45	42.6	46	1.Y12316	1.Y12328	1.Y12340	18g
FG-52-...	27.0	96	6	18	55	52.5	48.7	1.Y12317	1.Y12329	1.Y12341	24g
FG-62-...	39.6	137	6	18	65	62.2	54	1.Y12318	1.Y12330	1.Y12342	39g
FG-88-...	45.2	286	9	25	95.5	89	86.5	1.Y12928	1.Y12933	-	166g

(1)上述规定吸力为在真空度为-0.6bar时的理论值, 对于表面光滑、干燥的工作件而言, 未包括安全系数

(1) The suction specified above is the theoretical value when the vacuum degree is -0.6bar. For smooth and dry workpieces, the safety factor is not included.

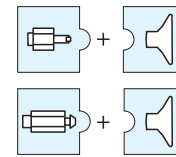
(2)天然橡胶材质的吸盘, 其拉脱力约降低40%。

(2) The pull-off force of the vacuum cup made of natural rubber is reduced by about 40%.



安装方式 Types of assembly

直插式
Factory-crimped fitting:
直插式
Hollow shaft fitting:



吸盘座 Vacuum Cup Fitting	吸盘 Vacuum Cups
VM14-M5	FG-3
VM21-M5	FG-4~FG-5
VM39-M5、VM40-G18	FG-7~FG-25
VM24-G18	FG-32~FG-62
VM41-G14	FG-88

Materials 材质	Shore Hardness 硬度	A Flexibility 柔韧性	Abrasion resistance 耐磨性	UV & weather resistance 抗紫外线	Oil resistance 抗油污性	Heat resistance (in °C) 耐高温	
HT1-60: Siton® 特制复合材料(无痕)	60	+	++	-	++	-25 to 170	Blue 蓝色
SI-55: Translucent Silicone 半透明硅胶	50	+++	-	+++	-	-40 to 220	Translucent 半透明
NBR-55: Nitrile 丁腈橡胶	60	+	+	-	++	-30 to 120	Black 黑色

型材、钢管

支架模组

快速
更换

夹具
组件

气动
剪刀

真空
组件

附件
Accessory Components

吸盘SGON系列（扁平长方型） Vacuum Cups SGON Series

型材 · SUS Tube

支架模组

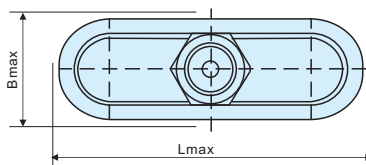
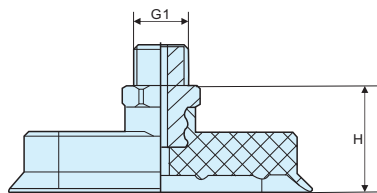
快换

夹具组件

气动剪刀

真空组件

附件



型号 (Model)	吸力 (N) ⁽¹⁾	推荐真空管内径 (mm)	G1 (mm)	Bmax (mm)	Lmax (mm)	H (mm)	NBR-60 (黑色)	SI-60 (透明)	HT1-60 (蓝色)	重量 (Weight)
SGON-4x2-...	0.42	2	M3-M	2.5	4.5	8	1.Y13068	1.Y13079	1.Y13090	2g
SGON-7x3.5-...	1.0	2	M3-M	4.5	7.5	8	1.Y13069	1.Y13080	1.Y13091	2g
SGON-12x4-...	1.8	2	M5-M	5.0	13.0	18	1.Y13070	1.Y13081	1.Y13092	3g
SGON-15x5-...	3.1	2	M5-M	5.5	15.5	17	1.Y13071	1.Y13082	1.Y13093	3g
SGON-18x6-...	4.5	2	M5-M	7.0	18.5	17	1.Y13072	1.Y13083	1.Y13094	3g
SGON-24x8-...	8.0	4	G1/8-M	9.0	24.5	17	1.Y13073	1.Y13084	1.Y13095	7g
SGON-30x10-...	12.2	4	G1/8-M	11.5	30.5	17	1.Y13074	1.Y13085	1.Y13096	7g
SGON-45x15-...	28.2	6	G1/4-M	16.5	46.0	26	1.Y13075	1.Y13086	1.Y13097	15g
SGON-60x20-...	50.1	6	G1/4-M	22.0	61.0	26	1.Y13076	1.Y13087	1.Y13098	19g
SGON-75x25-...	78.3	6	G1/4-M	27.5	77.0	26	1.Y13077	1.Y13088	1.Y13099	27g
SGON-90x30-...	112.6	6	G1/4-M	33.0	92.5	26	1.Y13078	1.Y13089	-	35g

(1) 上述规定吸力为在真空度为-0.6bar时的理论值，对于表面光滑、干燥的工件而言，未包括安全系数

(1) The suction specified above is the theoretical value when the vacuum degree is -0.6bar. For smooth and dry workpieces, the safety factor is not included.

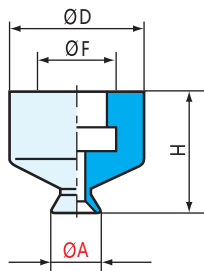
* SGON-24x8 及更大的替换吸盘垫配有专用固定夹。

* SGON-24x8 and larger replacement vacuum cup pads are equipped with special fixing clips.

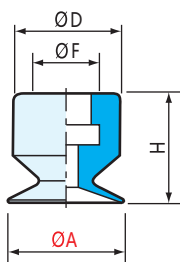
Materials 材质	Shore Hardness 硬度	A Flexibility 柔韧性	Abrasion resistance 耐磨性	UV & weather resistance 抗紫外线	Oil resistance 抗油污性	Heat resistance (in °C) 耐高温	
HT1-60: Siton® 特制复合材料(无痕)	60	+	++	-	++	-25 to 170	Blue 蓝色
SI-60: Translucent Silicone 半透明硅胶	50	+++	-	+++	-	-40 to 220	Translucent 半透明
NBR-60: Nitrile 丁腈橡胶	60	+	+	-	++	-30 to 120	Black 黑色

吸盘VSH系列 (扁平式) Vacuum Cups VSH Series

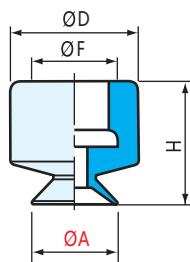
VSH-S2...VSH-S10



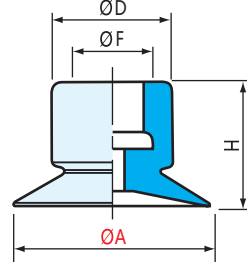
VSH-S12...VSH-S30



VSH-M4...VSH-M10



VSH-M12...VSH-M50



	$\hat{\Delta}$ (N) ⁽¹⁾	$\hat{\Delta}$ (N) ⁽¹⁾	ØA(mm)	H(mm)	ØD(mm)	ØF(mm)	SI(半透明)	SP(海绵)
VSH-S2	0.5	0.1	2	13	11	7	1.Y07282	-
VSH-S4	0.7	0.2	4	15	11	7	1.Y07283	-
VSH-S6	0.9	0.3	6	11	11	7	1.Y07284	-
VSH-S8	1.1	0.5	8	11	11	7	1.Y07285	-
VSH-S10	1.6	0.8	10	11	11	7	1.Y07286	-
VSH-S12	2.0	1.5	12	11	11	7	1.Y07287	-
VSH-S15	3.7	1.8	15	13	11	7	1.Y07288	-
VSH-S20	6.1	3.0	20	13	12	7	1.Y07289	-
VSH-S25	9.4	4.7	25	13	11	7	1.Y07290	-
VSH-S30	15.9	7.9	30	12	13	7	1.Y07291	-
VSH-M4	0.7	0.2	4	14	15	11	1.Y07292	-
VSH-M6	0.9	0.3	6	15	15	11	1.Y07293	-
VSH-M8	1.1	0.5	8	15	15	11	1.Y07294	-
VSH-M10	1.6	0.8	10	15	15	11	1.Y07295	1.Y12885
VSH-M12	2.0	1.5	12	15	15	11	1.Y07296	1.Y12886
VSH-M15	3.7	1.8	15	15.5	16	11	1.Y07297	1.Y12887
VSH-M20	6.1	3.0	20	15.5	16	11	1.Y07298	1.Y07530
VSH-M25	9.4	4.7	25	15	15	11	1.Y07299	1.Y12888
VSH-M30	15.9	7.9	30	15	16	11	1.Y07300	1.Y07758
VSH-M40	26.7	13.4	40	16	17	11	1.Y07301	1.Y07894
VSH-M50	38.3	19.1	50	15	20	11	1.Y07302	1.Y07895

(1)真空度为65%时吸盘的实际吸附力，建议水平工作时安全系数为2，垂直工作时安全系数为4。

(1) Actual force of the suction cup in use with 65% vacuum and including a safety factor of 2 for horizontal handling and a factor of 4 for vertical handling.



安装方式

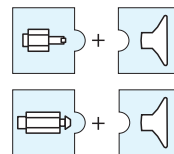
Types of assembly

直插式

Factory-crimped fitting:

直插式

Hollow shaft fitting:



吸盘座 Vacuum Cup Fitting	吸盘 Vacuum Cups
VM11-M5、VM11-G18 VFS 系列金具 (VFS Series Stem) VFST 系列金具 (VFST Series Stem)	VSH-S2~VSH-S30
VM10-G 1/8、VM27-M5 VFM 系列金具 (VFM Series Stem) VFMT 系列金具 (VFMT Series Stem)	VSH-M4~VSH-M50

Materials 材质	Shore Hardness 硬度	A Flexibility 柔韧性	Abrasion resistance 耐磨性	UV & weather resistance 抗紫外线	Oil resistance 抗油污性	Heat resistance (in °C) 耐高温
SI: Translucent Silicone 半透明硅胶	50	+++	-	-	-	-40 to 220
						Translucent 半透明

型材、钢管

支架模组

快速
更换

夹具
组件

气动
剪刀

真空
组件

附件
Accessory Components

吸盘VSH2系列 (波纹管式/2层) Vacuum Cups VSH2 Series

型材 - SUS Tube
Profile - SUS Tube

支架模组
Stems Module

快换
Quick Changer

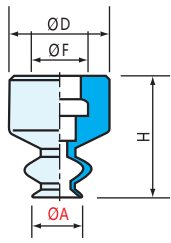
夹具组件
Grip Module

气动剪刀
Air Nipper

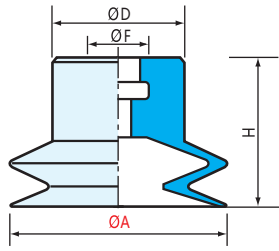
真空组件
Vacuum Module

附件
Accessory Components

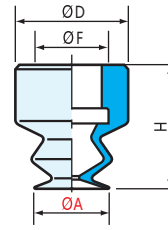
VSH2-S4...VSH2-S20



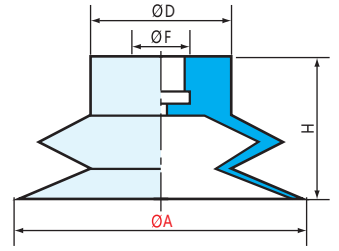
VSH2-S25...VSH2-S30






VSH2-M6...VSH2-M25



VSH2-M30...VSH2-M50



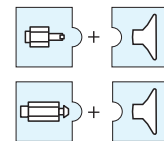
				$\varnothing A$ (mm)	H(mm)	$\varnothing D$ (mm)	$\varnothing F$ (mm)	SI(半透明)	SP(海绵)
VSH2-S4	0.3	0.1	4	15	12	7	1.Y07303	-	
VSH2-S6	0.5	0.2	6	15	12	7	1.Y07304	-	
VSH2-S8	1.2	0.7	8	15	12	7	1.Y07305	-	
VSH2-S10	1.7	0.9	10	15	12	7	1.Y07306	-	
VSH2-S12	2.5	1.3	12	15	12	7	1.Y07307	-	
VSH2-S15	2.7	1.3	15	18	15	7	1.Y07308	-	
VSH2-S20	5.6	2.8	20	18	15	7	1.Y07309	-	
VSH2-S25	7.9	4.0	25	17.5	15	7	1.Y07310	-	
VSH2-S30	12	6	30	17.5	15	7	1.Y07311	-	
VSH2-M6	0.5	0.2	6	18	15	11	1.Y07312	-	
VSH2-M8	1.2	0.7	8	17	15	11	1.Y07313	-	
VSH2-M10	1.7	0.9	10	17	15	11	1.Y07314	1.Y08294	
VSH2-M12	2.5	1.3	12	17	15	11	1.Y07315	1.Y08295	
VSH2-M15	2.7	1.3	15	18	15	11	1.Y07316	1.Y08296	
VSH2-M20	5.6	2.8	20	18	15	11	1.Y07317	1.Y07929	
VSH2-M25	7.9	4.0	25	18	15	11	1.Y07318	1.Y08349	
VSH2-M30	12	6	30	19	18	11	1.Y07319	1.Y08056	
VSH2-M35	13.9	6.9	35	19	18	11	1.Y07320	-	
VSH2-M40	20.2	10.1	40	22	23	11	1.Y07321	1.Y08104	
VSH2-M50	40	20	50	24	24	11	1.Y07322	1.Y08105	



(1)真空度为65%时吸盘的实际吸附力, 建议水平工作时安全系数为2, 垂直工作时安全系数为4。
(1) Actual force of the suction cup in use with 65% vacuum and including a safety factor of 2 for horizontal handling and a factor of 4 for vertical handling.



安装方式 Types of assembly

直插式
Factory-crimped fitting:
直插式
Hollow shaft fitting:

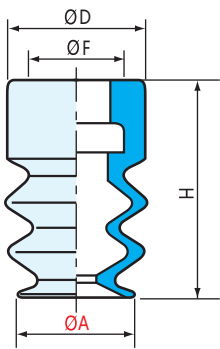


 吸盘座 Vacuum Cup Fitting	 吸盘 Vacuum Cups
VM11-M5、VM11-G18 VFS 系列金具 (VFS Series Stem) VFST 系列金具 (VFST Series Stem)	VSH2-S4~VSH2-S30
VM10-G 1/8、VM27-M5 VFM 系列金具 (VFM Series Stem) VFMT 系列金具 (VFMT Series Stem)	VSH2-M6~VSH2-M50

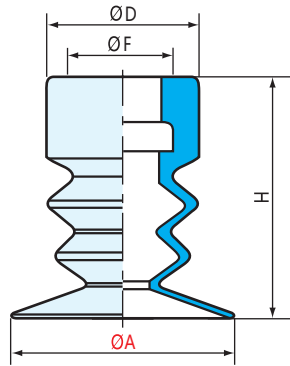
Materials 材质	Shore Hardness 硬度	A Flexibility 柔韧性	Abrasion resistance 耐磨性	UV & weather resistance 抗紫外线	Oil resistance 抗油污性	Heat resistance (in °C) 耐高温	Translucent 半透明
SI: Translucent Silicone 半透明硅胶	50	+++	-	-	-	-40 to 220	Translucent 半透明

吸盘VSH3系列 (波纹管式/3层) Vacuum Cups VSH3 Series

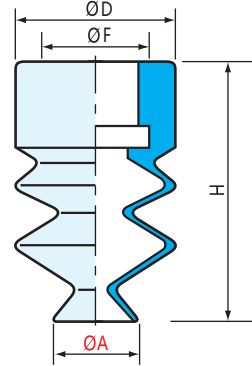
VSH3-S6...VSH3-S8



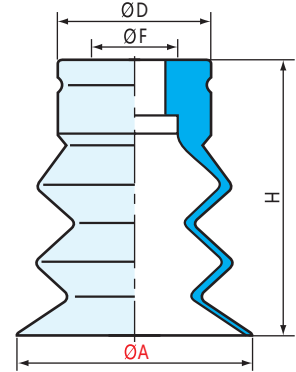
VSH3-S10...VSH3-S15



VSH3-M8...VSH3-M30



VSH3-M40...VSH3-M50



	Δ (N) ⁽¹⁾	ØA(mm)	H(mm)	ØD(mm)	ØF(mm)	SI(半透明)	SP(海绵)
VSH3-S6	0.5	6	15	10	7	1.Y07323	-
VSH3-S8	1.0	8	15	10	7	1.Y07324	-
VSH3-S10	1.5	10	15	10	7	1.Y07325	-
VSH3-S12	2.8	12	15	10	7	1.Y07326	-
VSH3-S15	3.0	15	16	10	7	1.Y07327	-
VSH3-M8	1.0	8	20	15	11	1.Y07328	-
VSH3-M10	1.5	10	24	15	11	1.Y07329	1.Y09163
VSH3-M12	2.8	12	24	15	11	1.Y07330	1.Y09162
VSH3-M15	3.0	15	24	15	11	1.Y07331	1.Y09161
VSH3-M20	4.6	20	25	15	11	1.Y07332	1.Y08134
VSH3-M25	6.5	25	29	17	11	1.Y07333	1.Y09065
VSH3-M30	12.1	30	35	17	11	1.Y07334	1.Y08167
VSH3-M40	20.5	40	45	20	11	1.Y07335	1.Y08168
VSH3-M50	25	50	43	20	11	1.Y07336	1.Y08234

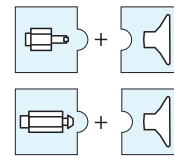
(1)真空度为65%时吸盘的实际吸附力，建议水平工作时安全系数为2，垂直工作时安全系数为4。

(1) Actual force of the suction cup in use with 65% vacuum and including a safety factor of 2 for horizontal handling and a factor of 4 for vertical handling.



安装方式 Types of assembly

直插式
Factory-crimped fitting:
直插式
Hollow shaft fitting:



吸盘座 Vacuum Cup Fitting	吸盘 Vacuum Cups
VM11-M5、VM11-G18 VFS 系列金具 (VFS Series Stem) VFST 系列金具 (VFST Series Stem)	VSH3-S6 ~ VSH3-S15
VM10-G 1/8、VM27-M5 VFM 系列金具 (VFM Series Stem) VFMT 系列金具 (VFMT Series Stem)	VSH3-M8 ~ VSH3-M50

Materials 材质	Shore Hardness 硬度	A Flexibility 柔韧性	Abrasion resistance 耐磨性	UV & weather resistance 抗紫外线	Oil resistance 抗油污性	Heat resistance (in °C) 耐高温	
SI: Translucent Silicone 半透明硅胶	50	+++	=	-	-	-40 to 220	Translucent 半透明

型材、钢管
Profile / SUS Tube

支架模组
Stents Module

快换
Quick Changer

夹具组件
Grip Module

气动剪刀
Air Nipper

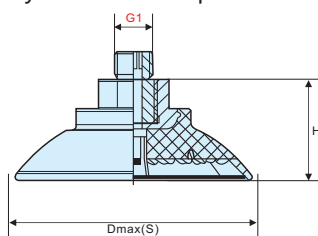
真空组件
Vacuum Module

附件
Accessory Components

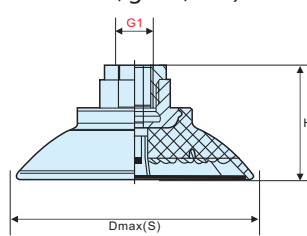
吸盘SAF系列 (扁平式) Vacuum Cups SAF Series

功能：防滑、防油、防水（多用于汽车钣金，玻璃等吸附）

Functions: anti-skid, oil-proof and water-proof (mostly used for adsorption of automobile sheet metal, glass, etc.)



SAF...-AG(外牙安装)



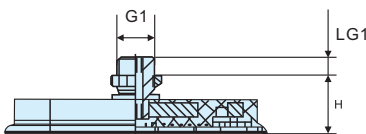
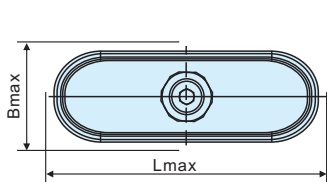
SAF...-IG(内牙安装)

货号 (PN)	型号 (Model)	吸力 (N) ⁽¹⁾	侧向力 (N) ⁽²⁾	推荐真空管内径(mm)	Dmax(S) (mm)	G1 (mm)	H (mm)	LG1 (mm)	重量 (Weight)
1.Y13010	SAF-30-G3/8AG	38	30	4	34	G3/8-M	20	10	17g
1.Y13011	SAF-30-G3/8IG	38	30	4	34	G3/8-F	36	9	43g
1.Y13012	SAF-40-G3/8AG	69	52	4	46	G3/8-M	22	10	19g
1.Y13013	SAF-40-G3/8IG	69	52	4	46	G3/8-F	38	9	45g
1.Y13014	SAF-50-G3/8AG	100	80	4	56	G3/8-M	28	10	40g
1.Y13015	SAF-50-G3/8IG	100	80	4	56	G3/8-F	28	15	31g
1.Y13016	SAF-60-G3/8AG	150	105	6	67	G3/8-M	31	10	46g
1.Y13017	SAF-60-G3/8IG	150	105	6	67	G3/8-F	31	15	37g
1.Y13018	SAF-80-G3/8AG	272	205	6	89	G3/8-M	35	10	65g
1.Y13019	SAF-80-G3/8IG	272	205	6	89	G3/8-F	35	15	56g
1.Y13020	SAF-100-G3/8AG	430	310	6	110	G3/8-M	36	10	76g
1.Y13021	SAF-100-G3/8IG	430	310	6	110	G3/8-F	36	15	67g
1.Y13023	SAF-125-G3/8IG	660	475	9	135	G3/8-F	43	15	146g

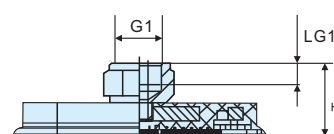
吸盘SAOF系列 (扁平式) Vacuum Cups SAOF Series

功能：防滑、防油、防水（多用于汽车钣金，玻璃等吸附）

Functions: anti-skid, oil-proof and water-proof (mostly used for adsorption of automobile sheet metal, glass, etc.)



SAOF...-AG(外牙安装)



SAOF...-IG(内牙安装)

货号 (PN)	型号 (Model)	吸力 (N) ⁽¹⁾	侧向力 (N) ⁽²⁾	推荐真空管内径(mm)	Dmax(S) (mm)	G1 (mm)	H (mm)	LG1 (mm)	Lmax(S) (mm)	重量 (Weight)
1.Y13024	SAOF-50x16-G3/8AG	31	24	4	18	G3/8-M	26	8	52	24g
1.Y13025	SAOF-50x16-G3/8IG	31	24	4	18	G3/8-F	34	9	52	45g
1.Y13026	SAOF-60x23-G3/8AG	57	37	4	25	G3/8-M	18	8	64	21g
1.Y13027	SAOF-60x23-G3/8IG	57	37	4	25	G3/8-F	26	9	64	42g
1.Y13028	SAOF-90x30-G3/8AG	122	96	4	34	G3/8-M	19	8	94	39g
1.Y13029	SAOF-90x30-G3/8IG	122	96	4	34	G3/8-F	27	9	94	60g
1.Y13030	SAOF-80x40-G3/8AG	140	110	4	43	G3/8-M	20	8	85	34g
1.Y13031	SAOF-80x40-G3/8IG	140	110	4	43	G3/8-F	28	9	85	55g
1.Y13032	SAOF-100x50-G3/8AG	217	181	6	54	G3/8-M	22	8	106	63g
1.Y13033	SAOF-100x50-G3/8IG	217	181	6	54	G3/8-F	31	9	106	85g
1.Y13034	SAOF-120x60-G3/8AG	312	254	6	65	G3/8-M	24	8	128	77g
1.Y13035	SAOF-120x60-G3/8IG	312	254	6	65	G3/8-F	33	9	128	99g
1.Y13037	SAOF-140x70-G3/8IG	425	344	6	76	G3/8-F	34	9	149	107g

型材 - SUS Tube

支架模组

快换

夹具组件

气动剪刀

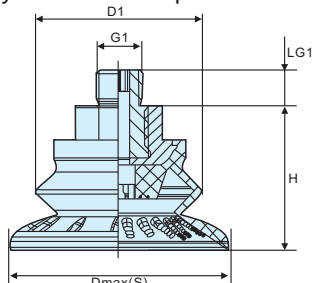
真空组件

附件

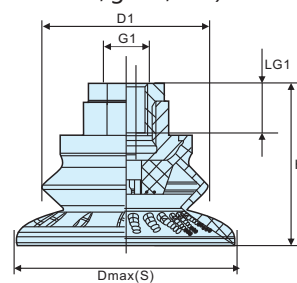
吸盘SAB系列 (波纹管式/2层) Vacuum Cups SAB Series

功能: 防滑、防油、防水 (多用于汽车钣金, 玻璃等吸附)

Functions: anti-skid, oil-proof and water-proof (mostly used for adsorption of automobile sheet metal, glass, etc.)



SAB...-AG(外牙安装)



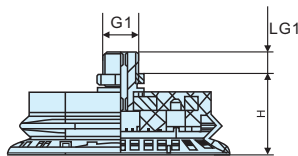
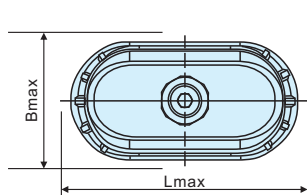
SAB...-IG(内牙安装)

货号 (PN)	型号 (Model)	吸力 (N) ⁽¹⁾	拉脱力 (N) ⁽¹⁾	侧向力 (N) ⁽²⁾	推荐真空管内径(mm)	Dmax(S) (mm)	G1 (mm)	D1 (mm)	H (mm)	LG1 (mm)	重量 (Weight)
1.Y13038	SAB-22-G3/8AG	16	24	18	4	24	G3/8-M	22	25	10	15g
1.Y13039	SAB-22-G3/8IG	16	24	18	4	24	G3/8-F	22	41	9.5	41g
1.Y13040	SAB-30-G3/8AG	22	33	30	4	34	G3/8-M	32	28	10	19g
1.Y13041	SAB-30-G3/8IG	22	33	30	4	34	G3/8-F	32	44	9.5	45g
1.Y13042	SAB-40-G3/8AG	38	59	36	4	45	G3/8-M	32	28.8	10	20g
1.Y13043	SAB-40-G3/8IG	38	59	36	4	45	G3/8-F	32	44.8	9.5	45g
1.Y13044	SAB-50-G3/8AG	53	87	55	4	56	G3/8-M	40	36.9	10	41g
1.Y13045	SAB-50-G3/8IG	53	87	55	4	56	G3/8-F	40	36.9	15	32g
1.Y13046	SAB-60-G3/8AG	82	130	82	6	67	G3/8-M	48	41.3	10	49g
1.Y13047	SAB-60-G3/8IG	82	130	82	6	67	G3/8-F	48	41.3	15	40g
1.Y13048	SAB-80-G3/8AG	135	221	145	6	89	G3/8-M	64	49.9	10	72g
1.Y13049	SAB-80-G3/8IG	135	221	145	6	89	G3/8-F	64	49.9	15	63g
1.Y13050	SAB-100-G3/8AG	190	357	220	6	110	G3/8-M	77	56.6	10	97g
1.Y13051	SAB-100-G3/8IG	190	357	220	6	110	G3/8-F	77	56.6	15	88g
1.Y13052	SAB-125-G3/8AG	250	558	352	9	135	G3/8-M	94	67.8	10	179g
1.Y13053	SAB-125-G3/8IG	250	558	352	9	135	G3/8-F	94	67.8	15	170g

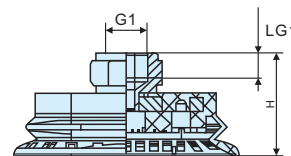
吸盘SAOB系列 (波纹管式长方形/2层) Vacuum Cups SAOB Series

功能: 防滑、防油、防水 (多用于汽车钣金, 玻璃等吸附)

Functions: anti-skid, oil-proof and water-proof (mostly used for adsorption of automobile sheet metal, glass, etc.)



SAOB...-AG(外牙安装)



SAOB...-IG(内牙安装)

货号 (PN)	型号 (Model)	吸力 (N) ⁽¹⁾	拉脱力 (N) ⁽¹⁾	侧向力 (N) ⁽²⁾	推荐真空管内径(mm)	Bmax(S) (mm)	Lmax(S) (mm)	G1 (mm)	H (mm)	LG1 (mm)	重量 (Weight)
1.Y13054	SAOB-60x30-G3/8AG	38	70	73	4	33	63	G3/8-M	27.0	8	49g
1.Y13055	SAOB-60x30-G3/8IG	38	70	73	4	33	63	G3/8-F	35.0	9	70g
1.Y13056	SAOB-80x40-G3/8AG	65	132	153	6	43	83	G3/8-M	29.7	8	67g
1.Y13057	SAOB-80x40-G3/8IG	65	132	153	6	43	83	G3/8-F	37.7	9	88g
1.Y13058	SAOB-110x55-G3/8AG	110	234	299	6	59	114	G3/8-M	35.5	8	87g
1.Y13059	SAOB-110x55-G3/8IG	110	234	299	6	59	114	G3/8-F	43.5	9	109g
1.Y13061	SAOB-140x70-G3/8IG	165	355	473	6	75	146	G3/8-F	47.5	9	142g

型材、钢管

支架模组

快速换头

夹具组件

气动剪刀

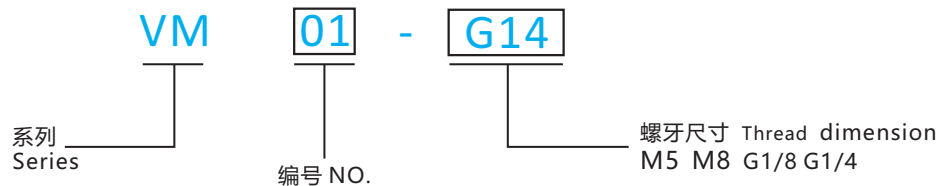
真空组件

附件

吸盘座 Vacuum Cup Fitting

型号表示方法

Model representation methods



吸盘座 Vacuum Cup Fitting			
尺寸 Dimension			
货号(PN)	7.Y00703	7.Y00709	7.Y00768
型号(Model)	VM02-G18	VM04-G14	VM06-G14
重量(Weight)	3.5g	7.0g	9.7g

吸盘座 Vacuum Cup Fitting			
尺寸 Dimension			
货号(PN)	7.Y00767	1.Y05275	1.Y05274
型号(Model)	VM07-G18	VM08-M8	VM09-M5
重量(Weight)	3.3g	8.3g	1.4g

型材 / SUS Tube

支架模组

快换

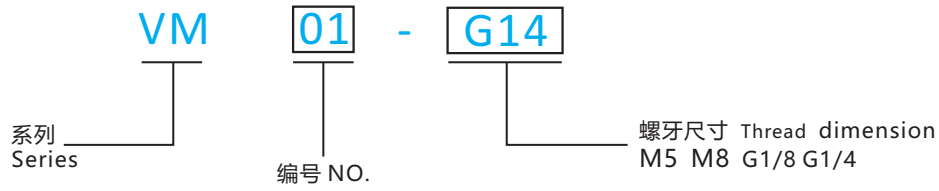
夹具组件

气动剪刀

真空组件

附件

吸盘座 Vacuum Cup Fitting



吸盘座 Vacuum Cup Fitting			
尺寸 Dimension			
货号(PN)	7.Y00902	1.Y05327	1.Y12762
型号(Model)	VM10-G18	VM11-M5	VM11-G18
重量(Weight)	3.7g	2.0g	2.5g

吸盘座 Vacuum Cup Fitting			
尺寸 Dimension			
货号(PN)	7.Y00762	7.Y00761	7.Y00760
型号(Model)	VM12-M5	VM13-M5	VM14-M5
重量(Weight)	1.2g	0.7g	0.5g

型材 / SUS Tube

支架模组
Stents Module

快换
Quick Changer

夹具组件
Grip Module

气动剪刀
Air Nipper

真空组件
Vacuum Module

附件
Accessory Components

吸盘座 Vacuum Cup Fitting

型材 · SUS Tube

支架模组

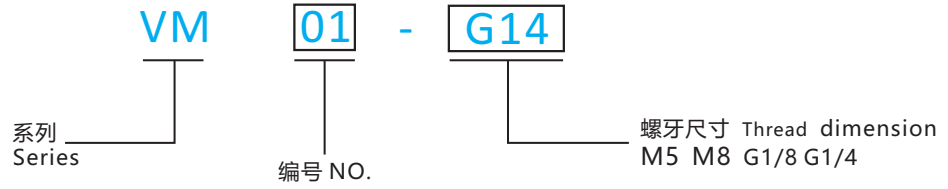
快换

夹具组件

气动剪刀

真空组件

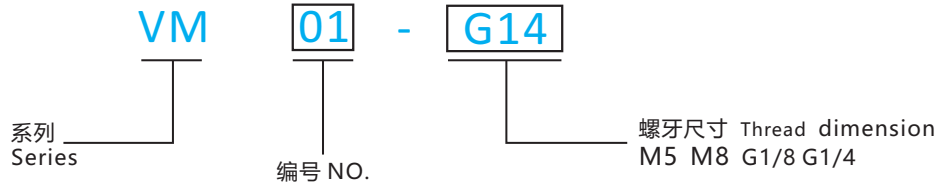
附件



吸盘座 Vacuum Cup Fitting			
尺寸 Dimension			
货号(PN)	7.Y00759	7.Y00758	7.Y00757
型号(Model)	VM15-G18	VM16-G18	VM17-G18
重量(Weight)	17.8g	3.8g	2.9g

吸盘座 Vacuum Cup Fitting			
尺寸 Dimension			
货号(PN)	1.Y05314	4.Y00058	1.Y01986
型号(Model)	VM18-M5	VM20-G14	VM21-M5
重量(Weight)	4.6g	9.5g	1.8g

吸盘座 Vacuum Cup Fitting



吸盘座 Vacuum Cup Fitting			
尺寸 Dimension			
货号(PN)	1.Y05790	7.Y00900	7.Y00898
型号(Model)	VM22-M5	VM23-G18	VM24-G18
重量(Weight)	2.9g	8.9g	5.5g

吸盘座 Vacuum Cup Fitting			
尺寸 Dimension			
货号(PN)	7.Y00928	1.Y01097	7.Y00475
型号(Model)	VM25-M3	VM27-M5	VM28-M8
重量(Weight)	0.2g	6.2g	1.9g

型材 / SUS Tube

支架模组
Stents Module

快换
Quick Changer

夹具组件
Grip Module

气动剪刀
Air Nipper

真空组件
Vacuum Module

附件
Accessory Components

吸盘座 Vacuum Cup Fitting

型材 / SUS Tube

支架模组

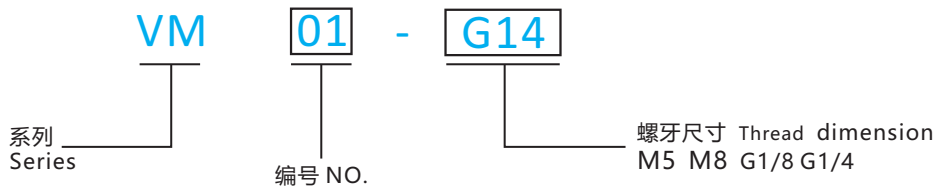
快换

夹具组件

气动剪刀

真空组件

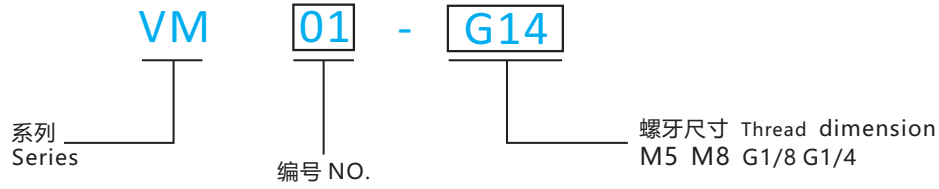
附件



吸盘座 Vacuum Cup Fitting			
尺寸 Dimension			
货号(PN)	7.Y01036	7.Y01037	7.Y01038
型号(Model)	VM29-M5	VM30-G18	VM31-M5
重量(Weight)	1.1g	1.3g	3.8g

吸盘座 Vacuum Cup Fitting			
尺寸 Dimension			
货号(PN)	7.Y01039	7.Y01040	7.Y01041
型号(Model)	VM32-G18	VM33-M5	VM34-G18
重量(Weight)	4.1g	4.0g	4.3g

吸盘座 Vacuum Cup Fitting



吸盘座 Vacuum Cup Fitting			
尺寸 Dimension			
货号(PN)	7.Y01042	7.Y01043	7.Y01044
型号(Model)	VM35-M5	VM36-G18	VM37-M5
重量(Weight)	3.4g	3.7g	4.3g

吸盘座 Vacuum Cup Fitting			
尺寸 Dimension			
货号(PN)	7.Y01045	7.Y01046	7.Y01047
型号(Model)	VM38-G18	VM39-M5	VM40-G18
重量(Weight)	4.7g	2.6g	4.0g

型材 / SUS Tube

支架模组
Stents Module

快捷
Quick Changer

夹具组件
Grip Module

气动剪刀
Air Nipper

真空组件
Vacuum Module

附件
Accessory Components

吸盘座 Vacuum Cup Fitting

型材 / SUS Tube
Profile / SUS Tube

支架模组
Stents Module

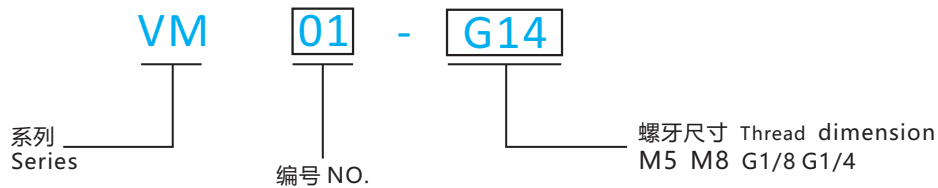
快换
Quick Changer

夹具组件
Grip Module

气动剪刀
Air Nipper

真空组件
Vacuum Module

附件
Accessory Components

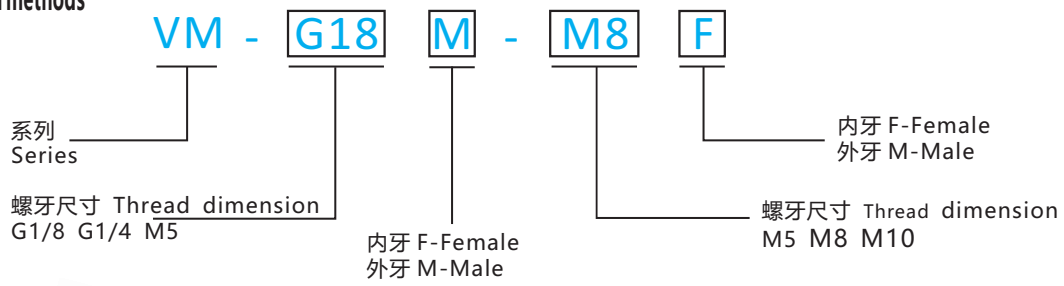


吸盘座 Vacuum Cup Fitting			
尺寸 Dimension			
货号(PN)	7.Y01048	7.Y02013	
型号(Model)	VM41-G14	VM10-G18-F	
重量(Weight)	14g	5.7g	

吸盘金具转接头 Vacuum Cup Connector

型号表示方法

Model representation methods



吸盘金具转接头 Vacuum Cup Connector			
尺寸 Dimension			
货号(PN)	7.Y00808	7.Y00756	7.Y00755
型号(Model)	VM-G18M-M10M	VM-G14M-M10M	VM-G18M-M5F
重量(Weight)	4.5g	4.7g	2.9g

吸盘金具转接头 Vacuum Cup Connector			
尺寸 Dimension			
货号(PN)	7.Y00754	7.Y00473	7.Y00474
型号(Model)	VM-G18M-M8F	VM-M5M-M8F	VM-M5M-G18F
重量(Weight)	6.2g	5.6g	4.9g

型材 / SUS Tube

支架模组

快换

夹具组件

气动剪刀

真空组件

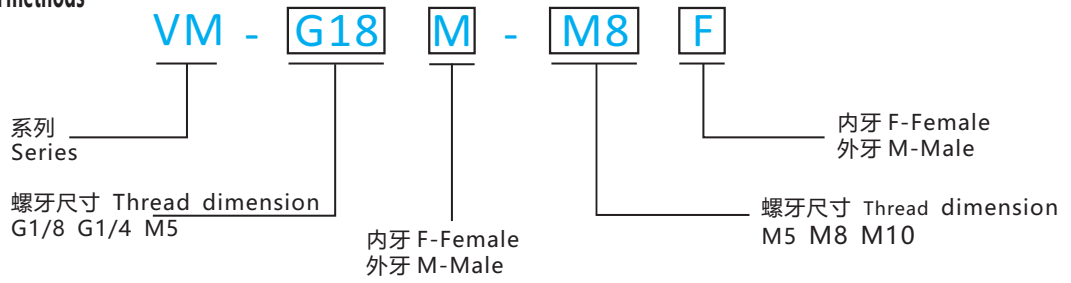
附件

Accessories Components

吸盘金具转接头 Vacuum Cup Connector

型号表示方法

Model representation methods



吸盘金具 转接头 Vacuum Cup Connector			
尺寸 Dimension			
货号(PN)	7.Y00476		
型号(Model)	VM-G14M-M8F		
重量(Weight)	6.7g		

型材 / SUS Tube

支架模组

快换

夹具组件

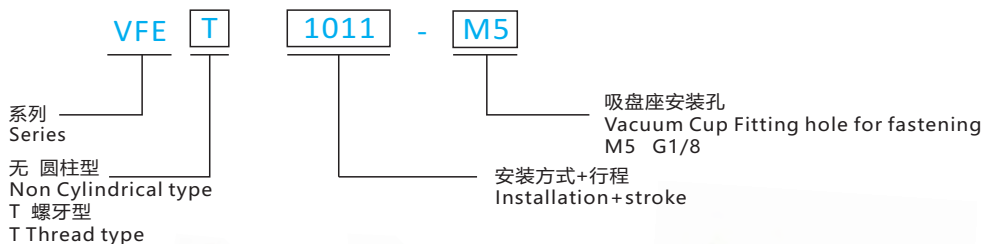
气动剪刀

真空组件

附件

真空吸盘悬件 Vacuum Cup Suspensions

型号表示方法 Model representation methods



VFE



VFR



VFN



VFET



VFRT



VFNT

当机械手移动时，这些悬件可用来保持吸盘的位置。
CRG 为塑料应用提供了广泛的独特设计。
它们一般通过固定支架安装在治具上。

The suspensions (or buffers, or level compensators) are used to keep the suction cups in position as the robot approaches.
CRG offers a range specifically designed for Plastics applications.
They are typically mounted on EAOTs (End Of Arm Toolings) with Mounting brackets.

带平滑主体的悬件 Suspensions with smooth body

- VFR
- VFN
- VFE



非可旋转悬件 Non-rotative suspensions

- VFN
- VFNT
- VFE
- VFET



带螺纹主体的悬件 Suspensions with threaded body

- VFRT
- VFNT
- VFET



可旋转悬件 Rotative suspensions

- VFR
- VFRT



型材、钢管

支架模组

快换

夹具组件

气动剪刀

真空组件

附件
Accessory Components

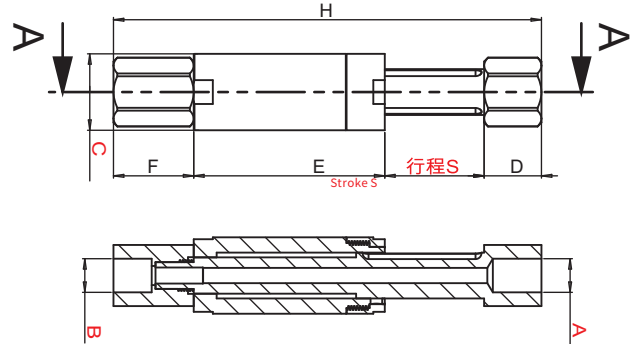
非可旋转悬件 Non-rotative Suspensions

型材 · SUS Tube
Profile · SUS Tube

主体和杆由阳极铝制成。
拥有高负载能力的非可旋转杆。
压力范围：-1 ~ 8 bar。

Body and rod in anodized aluminum.
Non-rotative rod with high load capability.
Pressure range: -1 ~ 8 bar.

支架模组
Stents Module

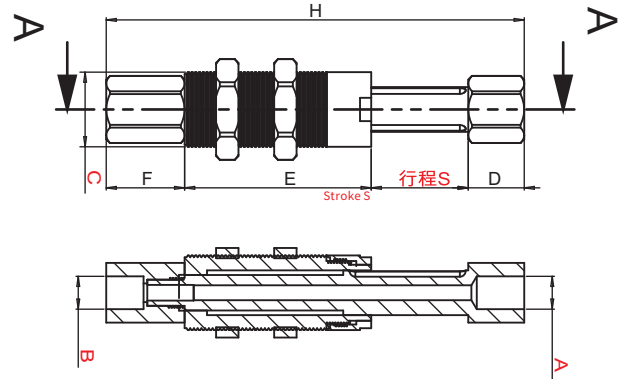


快换
Quick Changer

夹具组件
Grip Module

货号(PN)	型号(Model)	A(mm)	B(mm)	C(mm)	D(mm)	E(mm)	F(mm)	G(mm)	H(mm)	S(mm)	Weight(g)
8.Y00064	VFN1011-M5	M5	M5	Ø10	10	22	17	8	60	11	7g
8.Y00321	VFN1021-M5	M5	M5	Ø10	10	41	17	8	89	21	11g
8.Y00065	VFN1421-G18	G1/8	G1/8	Ø14	12	40	20	12	93	21	24g
8.Y00322	VFN1436-G18	G1/8	G1/8	Ø14	12	60	20	12	128	36	44g
8.Y00066	VFN2026-G18	G1/8	G1/8	Ø20	15	50	21	16	112	26	54g
8.Y00067	VFN2051-G18	G1/8	G1/8	Ø20	15	84	21	16	171	51	80g

气动剪刀
Air Nipper



真空组件
Vacuum Module

附件
Accessory Components

货号(PN)	型号(Model)	A(mm)	B(mm)	C(mm)	D(mm)	E(mm)	F(mm)	G(mm)	H(mm)	S(mm)	Weight(g)
8.Y00068	VFNT1011-M5	M5	M5	M10*1	10	22	17	8	60	11	12g
8.Y00323	VFNT1021-M5	M5	M5	M10*1	10	41	17	8	89	21	39g
8.Y00204	VFNT1421-G18	G1/8	G1/8	M14*1	12	40	20	12	93	21	51g
8.Y00383	VFNT1621-G18	G1/8	G1/8	M16*1	12	40	20	12	93	21	64g
8.Y00324	VFNT1436-G18	G1/8	G1/8	M14*1	12	60	20	12	128	36	72g
8.Y00384	VFNT1636-G18	G1/8	G1/8	M16*1	12	60	20	12	128	36	76g
8.Y00205	VFNT2026-G18	G1/8	G1/8	M20*1	15	50	21	16	112	26	82g
8.Y00206	VFNT2051-G18	G1/8	G1/8	M20*1	15	84	21	16	171	51	120g

可旋转悬件 Rotative Suspensions

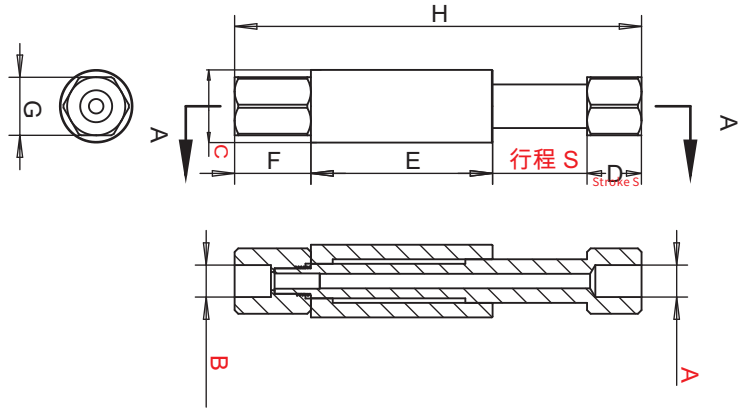
主体和杆由阳极铝制成。
可旋转杆。
压力范围：-1 ~ 8 bar。

Body and rod in anodized aluminum.
Rotative rod.
Pressure range: -1 ~ 8 bar.



M5为蓝色
M5 is blue

G1/8为黑色
G1/8 is black

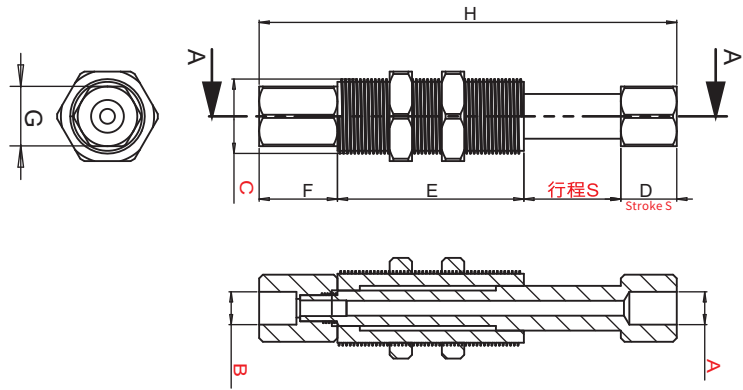


货号(PN)	型号(Model)	A(mm)	B(mm)	C(mm)	D(mm)	E(mm)	F(mm)	G(mm)	H(mm)	S(mm)	Weight(g)
8.Y00060	VFR1011-M5	M5	M5	Ø10	3	22	17	8	53	11	11g
8.Y00325	VFR1021-M5	M5	M5	Ø10	3	41	17	8	82	21	17g
8.Y00061	VFR1421-G18	G1/8	G1/8	Ø14	12	40	20	12	93	21	23g
8.Y00326	VFR1436-G18	G1/8	G1/8	Ø14	12	60	20	12	128	36	40g
8.Y00062	VFR2026-G18	G1/8	G1/8	Ø20	15	50	21	16	112	26	50g
8.Y00063	VFR2051-G18	G1/8	G1/8	Ø20	15	84	21	16	171	51	77g



M5为蓝色
M5 is blue

G1/8为黑色
G1/8 is black



货号(PN)	型号(Model)	A(mm)	B(mm)	C(mm)	D(mm)	E(mm)	F(mm)	G(mm)	H(mm)	S(mm)	Weight(g)
8.Y00074	VFRT1011-M5	M5	M5	M10*1	3	22	17	8	53	11	14g
8.Y00327	VFRT1021-M5	M5	M5	M10*1	3	41	17	8	82	21	26g
8.Y00075	VFRT1421-G18	G1/8	G1/8	M14*1	12	40	20	12	93	21	32g
8.Y00381	VFRT1621-G18	G1/8	G1/8	M16*1	12	40	20	12	93	21	36g
8.Y00328	VFRT1436-G18	G1/8	G1/8	M14*1	12	60	20	12	128	36	60g
8.Y00382	VFRT1636-G18	G1/8	G1/8	M16*1	12	60	20	12	128	36	65g
8.Y00076	VFRT2026-G18	G1/8	G1/8	M20*1	15	50	21	16	112	26	70g
8.Y00077	VFRT2051-G18	G1/8	G1/8	M20*1	15	84	21	16	171	51	104g

型材、钢管
Profile, SUS Tube

支架模组
Stents Module

快换
Quick Changer

夹具组件
Grip Module

气动剪刀
Air Nipper

真空组件
Vacuum Module

附件
Accessory Components

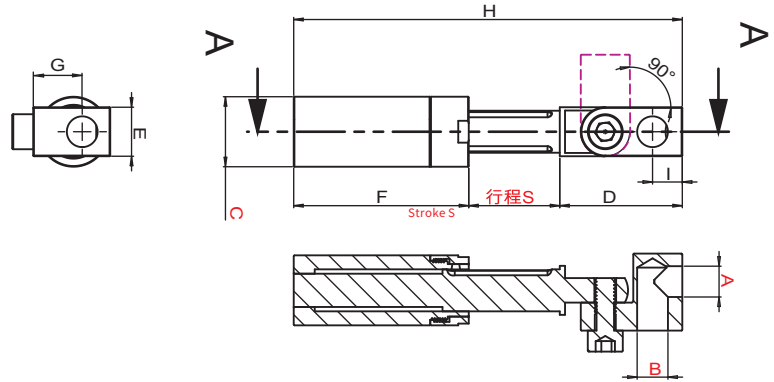
带集成弯臂的非可旋转悬件 Non-rotative Suspensions With Integral Elbow Arms

型材· SUS Tube
Stents Module

可在 0° 和 +/-90°之间不断设置角度。
外部供气。
主体和杆由阳极铝制成。
拥有高负载能力的非可旋转杆。
压力范围: -1 ~ 8 bar。

It is possible to set continuously the angle between 0° and +/-90°.
External air feeding.
Body and rod in anodized aluminum.
Non-rotative rod with high load capability.
Pressure range: -1 ~ 8 bar.

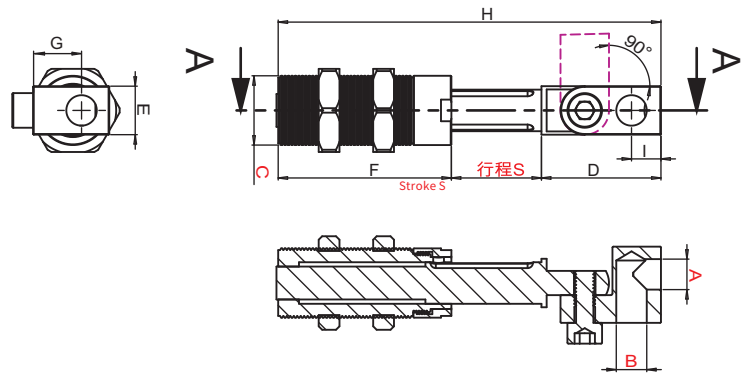
支架模组
Quick Changer



快换
Grip Module

货号(PN)	型号(Model)	A(mm)	B(mm)	C(mm)	D(mm)	E(mm)	F(mm)	G(mm)	H(mm)	S(mm)	Weight(g)
8.Y00070	VFE1011-M5	M5	M5	Ø10	20	8	22	8	53	11	12g
8.Y00371	VFE1021-M5	M5	M5	Ø10	20	8	41	8	81	21	16g
8.Y00071	VFE1421-G18	G1/8	G1/8	Ø14	32	14	40	14	93	21	45g
8.Y00372	VFE1436-G18	G1/8	G1/8	Ø14	32	14	60	14	128	36	48g
8.Y00072	VFE2026-G18	G1/8	G1/8	Ø20	35	14	50	14	111	26	70g
8.Y00073	VFE2051-G18	G1/8	G1/8	Ø20	35	14	84	14	169.5	51	105g

气动剪刀
Vacuum Module



真空组件
Accessory Components

货号(PN)	型号(Model)	A(mm)	B(mm)	C(mm)	D(mm)	E(mm)	F(mm)	G(mm)	H(mm)	S(mm)	Weight(g)
8.Y00069	VFET1011-M5	M5	M5	M10*1	20	8	22	8	53	11	15g
8.Y00374	VFET1021-M5	M5	M5	M10*1	20	8	41	8	81	21	24g
8.Y00228	VFET1421-G18	G1/8	G1/8	M14*1	32	14	40	14	93	21	57g
8.Y00379	VFET1621-G18	G1/8	G1/8	M16*1	32	14	40	14	93	21	64g
8.Y00375	VFET1436-G18	G1/8	G1/8	M14*1	32	14	60	14	128	36	80g
8.Y00380	VFET1636-G18	G1/8	G1/8	M16*1	32	14	60	14	128	36	85g
8.Y00229	VFET2026-G18	G1/8	G1/8	M20*1	35	14	50	14	111	26	88g
8.Y00230	VFET2051-G18	G1/8	G1/8	M20*1	35	14	84	14	169.5	51	125g

附件

配管固定的非可旋转悬件 Non-rotating suspension for fixed piping

产品采用阳极铝制成。
内置防转塑料活塞。
内置伸缩功能弹簧复位，
尾部真空进气固定式设计。

The product is made of anodic aluminium.
Built-in anti-rotation plastic piston.
Built-in telescopic function of spring reset,
tail vacuum intake fixed design.

型材 / SUS Tube

支架模组

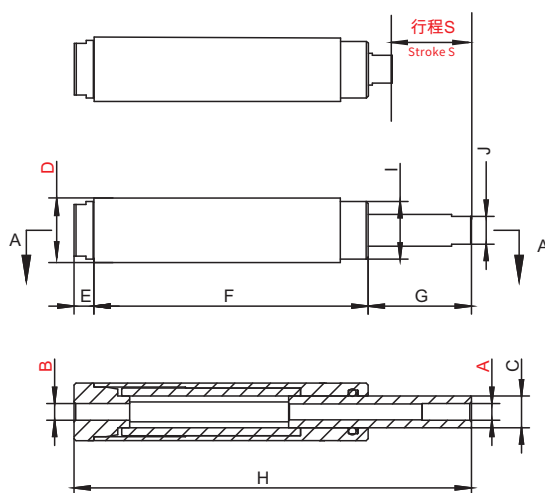
快换

夹具组件

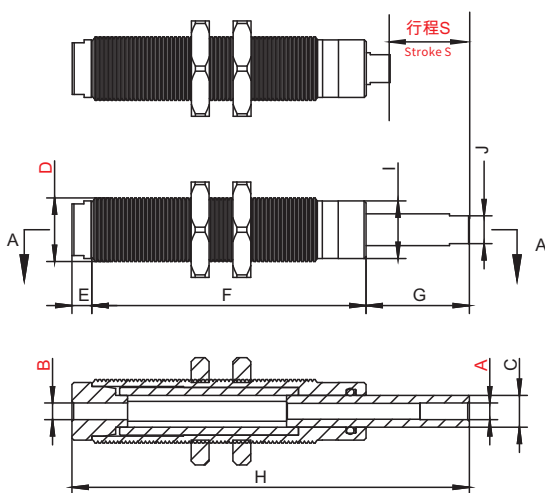
气动剪刀

真空组件

附件



货号(PN)	型号(Model)	A	B	C	D	E	F	G	H	I	J	S	Weight(g)
8.Y00313	VFC2030-G18	G1/8	G1/8	Φ13	Φ20	8	85	40	133	Φ18	12	30	60



货号(PN)	型号(Model)	A	B	C	D	E	F	G	H	I	J	S	Weight(g)
8.Y00277	VFCT1620-M5	M5	M5	Φ8	M16X1.0	5	69	26	100	Φ14.5	7	20	42.7
8.Y00314	VFCT2030-G18	G1/8	G1/8	Φ13	M20X1.0	8	85	40	133	Φ18	12	30	80

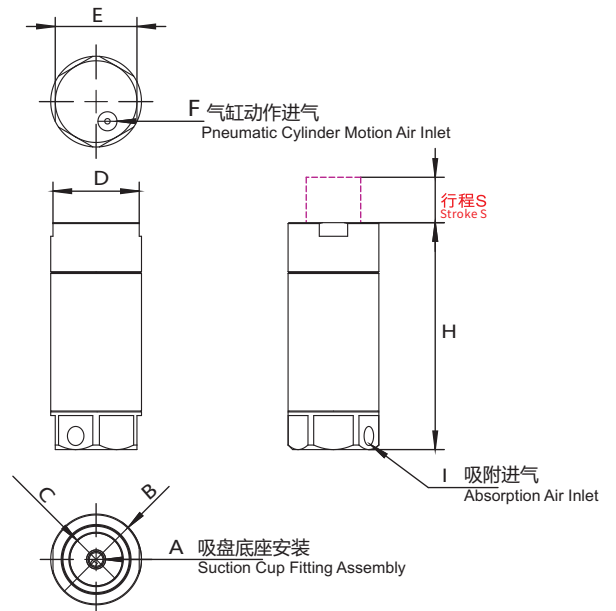
气动吸附金具 The Adsorption Of Pneumatic Fittings

型材 · SUS Tube

支架模组

快换

夹具组件



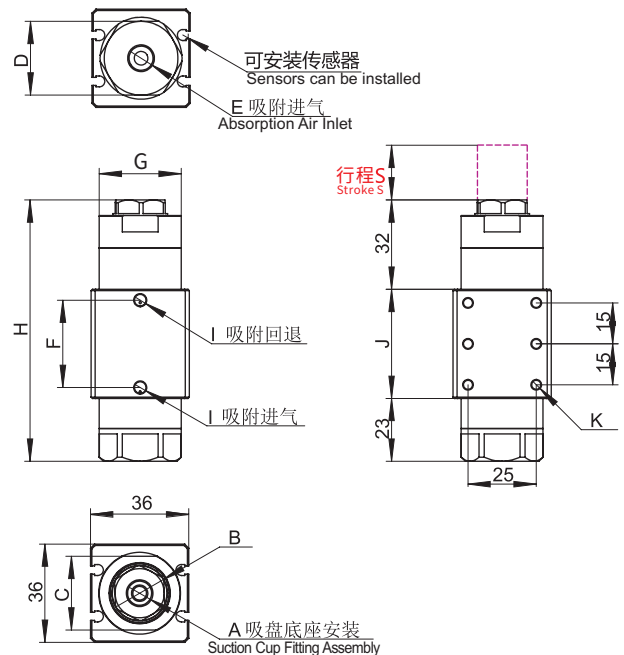
货号(PN)	型号(Model)	A(mm)	B(mm)	C(mm)	D(mm)	E(mm)	F(mm)	H(mm)	I(mm)	S(mm)	Weight
8.Y00207	VFG20-10	M5	Φ20	Φ12	19	18	M5	50	M5	10	35g
8.Y00337	VFG20-20	M5	Φ20	Φ12	19	18	M5	65	M5	20	45g
8.Y00338	VFG30-20	G1/8	Φ30	Φ20	27	27	G1/8	72	G1/8	20	70g

双动吸附金具 Double action adsorption fittings

气动剪刀

真空组件

附件

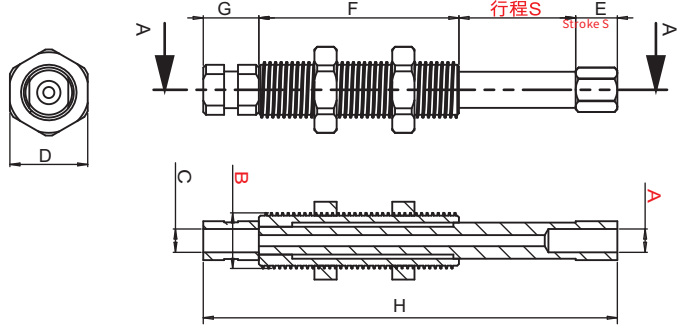
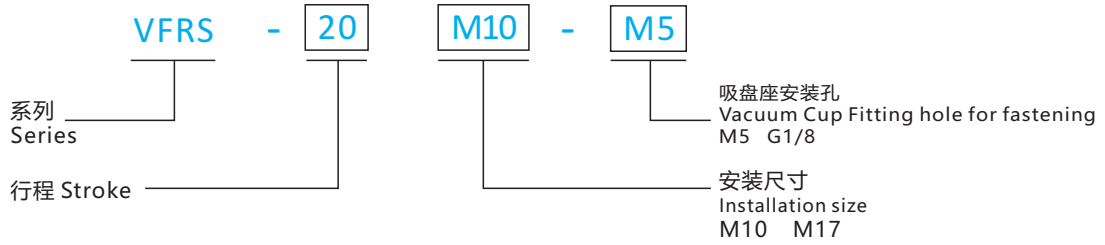


货号(PN)	型号(Model)	A	B	C	D	E	F	G	H	I	J	K	S	Weight
8.Y00451	VFGD30-20	G1/8	Φ20	27	27	G1/8	32	Φ30	95	M5	40	M4	20	198.2g

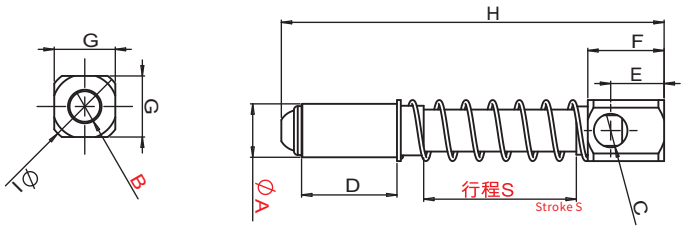
吸着金具 Suction Stems

型号表示方法

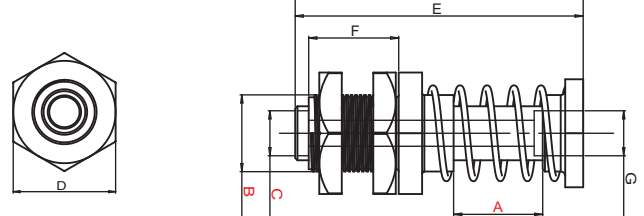
Model representation methods



货号(PN)	型号(Model)	A(mm)	B(mm)	C(mm)	D(mm)	E(mm)	F(mm)	G(mm)	H(mm)	S(mm)	Weight(g)
4.Y00026	VFRS-20M10-M5	M5	M10*1	M5	14	7	36	10	73.5	20	27g
4.Y00023	VFRS-20M16-G18	G1/8	M16*1	G1/8	21	4	36	15	77	20	76g



货号(PN)	型号(Model)	A(mm)	B(mm)	C(mm)	D(mm)	E(mm)	F(mm)	G(mm)	H(mm)	I(mm)	S(mm)	Weight(g)
1.Y01452	VFM-4014-G18	Ø14	G1/8	G1/8	25	14	20	16	100	Ø20	40	48g
1.Y01451	VFM-2020-G14	Ø20	G1/4	G1/8	48	15	26	22	113	Ø27	20	136g



货号(PN)	型号(Model)	A(mm)	B(mm)	C(mm)	D(mm)	E(mm)	F(mm)	G(mm)	Weight(g)
1.Y01453	VFL-20M17-G18	20	M17*1	G1/8	27	64	20	G1/8	119g

Profile / SUS Tube

Stents Module

Quick Changer

Grip Module

Air Nipper

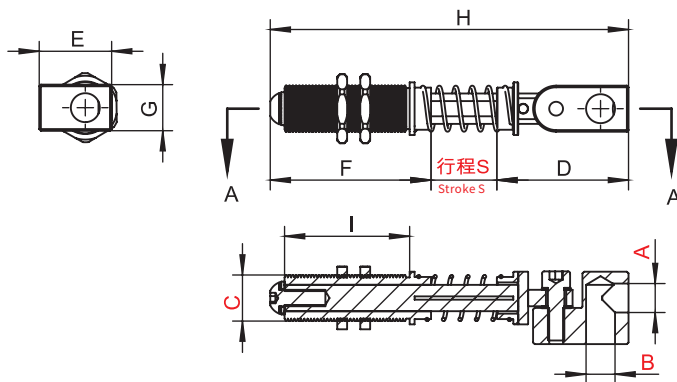
Vacuum Module

Accessory Components

吸着金具 Suction Stems

型材 / SUS Tube
Profile / SUS Tube

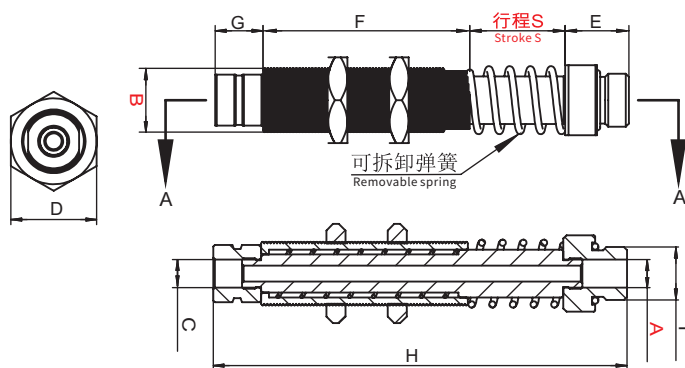
支架模组
Stents Module



货号(PN)	型号(Model)	A(mm)	B(mm)	C(mm)	D(mm)	E(mm)	F(mm)	G(mm)	H(mm)	I(mm)	S(mm)	Weight(g)
8.Y00319	VFMT-20M14-G18	G1/8	G1/8	M14X1.0	40	22	49	14	109	38	20	97g
8.Y00320	VFMT-40M14-G18	G1/8	G1/8	M14X1.0	40	22	64	14	144	50	40	123g

快换
Quick Changer

夹具组件
Grip Module



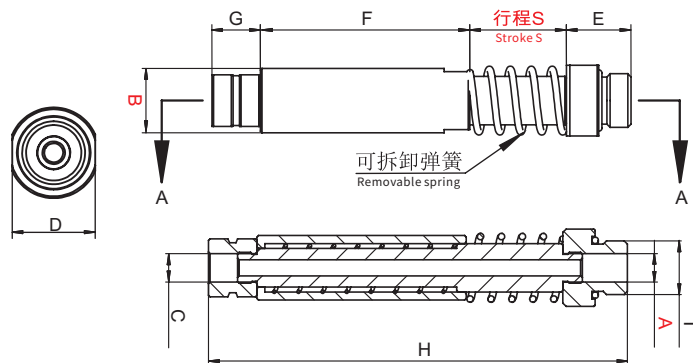
货号(PN)	型号(Model)	A(mm)	B(mm)	C(mm)	D(mm)	E(mm)	F(mm)	G(mm)	H(mm)	I(mm)	S(mm)	Weight(g)
8.Y00409	VFHT-30M20-G38F-G18M	G1/8	M20*1	G1/8	27	20	65	15	130	G3/8	30	260g

*安装单弹簧时,所能承受的压力为7N-18N。安装双弹簧时,所能承受的压力为60N-150N

*When installing a single spring, the pressure it can bear is 7N-18N. When installing the double spring, the pressure that can bear is 60N-150N.

气动剪刀
Air Nipper

真空组件
Vacuum Module



货号(PN)	型号(Model)	A(mm)	B(mm)	C(mm)	D(mm)	E(mm)	F(mm)	G(mm)	H(mm)	I(mm)	S(mm)	Weight(g)
8.Y00410	VFH-30M20-G38F-G18M	G1/8	Ø20	G1/8	22	20	65	15	130	G3/8	30	235g

*安装单弹簧时,所能承受的压力为7N-18N。安装双弹簧时,所能承受的压力为60N-150N

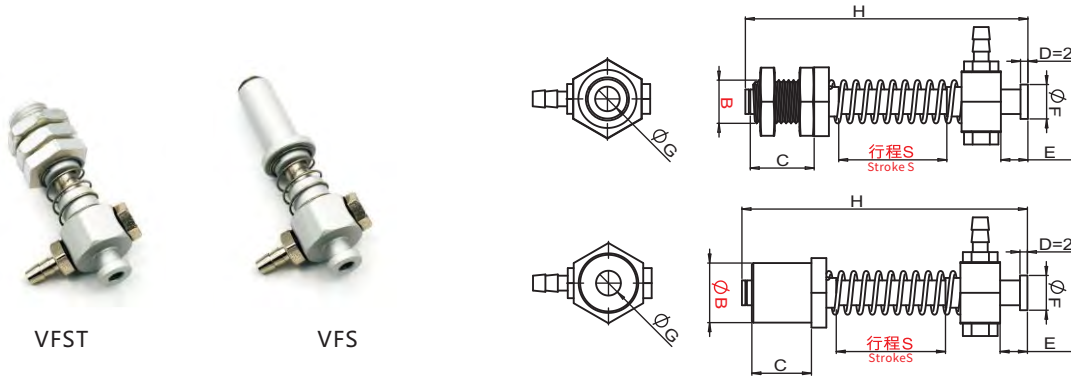
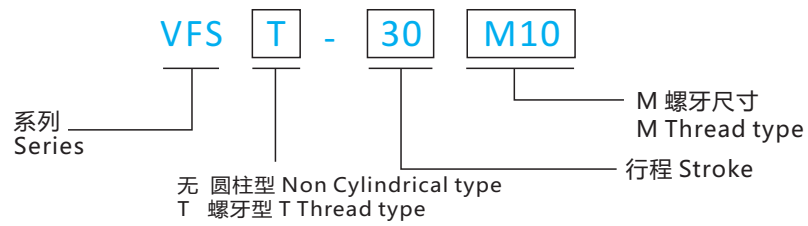
*When installing a single spring, the pressure it can bear is 7N-18N. When installing the double spring, the pressure that can bear is 60N-150N.

附件
Accessory Components

吸着金具 Suction Stems

型号表示方法

Model representation methods



货号(PN)	型号(Model)	B(mm)	C(mm)	E(mm)	F(mm)	G(mm)	H(mm)	S(mm)	Weight(g)
8.Y00283	VFST-5M10	M10*1	18	5.5	Ø7	Ø3.4	49	5	14g
8.Y00284	VFST-10M10	M10*1	18	5.5	Ø7	Ø3.4	54	10	15g
8.Y00285	VFST-20M10	M10*1	18	5.5	Ø7	Ø3.4	64	20	15g
8.Y00286	VFST-30M10	M10*1	18	5.5	Ø7	Ø3.4	74	30	16g
8.Y00287	VFS-0508	Ø8	18	5.5	Ø7	Ø3.4	49	5	9g
8.Y00288	VFS-0512	Ø12	18	5.5	Ø7	Ø3.4	49	5	13g
8.Y00289	VFS-1008	Ø8	18	5.5	Ø7	Ø3.4	54	10	9g
8.Y00007	VFS-1012	Ø12	18	5.5	Ø7	Ø3.4	54	10	14g
8.Y00290	VFS-2008	Ø8	18	5.5	Ø7	Ø3.4	64	20	10g
8.Y00008	VFS-2012	Ø12	18	5.5	Ø7	Ø3.4	64	20	14g
8.Y00291	VFS-3008	Ø8	18	5.5	Ø7	Ø3.4	74	30	11g
8.Y00292	VFS-3012	Ø12	18	5.5	Ø7	Ø3.4	74	30	15g
8.Y00293	VFMT-5M12	M12*1	18	9	Ø11	Ø4.6	52.5	5	20g
8.Y00294	VFMT-10M12	M12*1	18	9	Ø11	Ø4.6	57.5	10	21g
8.Y00295	VFMT-20M12	M12*1	18	9	Ø11	Ø4.6	67.5	20	22g
8.Y00296	VFMT-30M12	M12*1	18	9	Ø11	Ø4.6	77.5	30	24g
8.Y00297	VFM-0512	Ø12	18	9	Ø11	Ø4.6	52.5	5	15g
8.Y00298	VFM-0520	Ø20	18	9	Ø11	Ø4.6	52.5	5	29g
8.Y00299	VFM-1012	Ø12	18	9	Ø11	Ø4.6	57.5	10	16g
8.Y00300	VFM-1020	Ø20	18	9	Ø11	Ø4.6	57.5	10	29g
8.Y00301	VFM-2012	Ø12	18	9	Ø11	Ø4.6	67.5	20	18g
8.Y00302	VFM-2020	Ø20	18	9	Ø11	Ø4.6	67.5	20	31g
8.Y00303	VFM-3012	Ø12	18	9	Ø11	Ø4.6	77.5	30	19g
8.Y00304	VFM-3020	Ø20	18	9	Ø11	Ø4.6	77.5	30	32g

型材、钢管
Profile / SUS Tube

支架模组
Stents Module

快换
Quick Changer

夹具组件
Grip Module

气动剪刀
Air Nipper

真空组件
Vacuum Module

附件
Accessory Components

Compact 20CE 真空发生器 Compact 20CE Vacuum Generator

型材 / SUS Tube
Profile / SUS Tube

支架模组
Stents Module

快换
Quick Changer

夹具组件
Grip Module

气动剪刀
Air Nipper

真空组件
Vacuum Module

附件
Accessory Components



真空发生器 Vacuum Generator 阀 valve

- 配置Piab 多级真空发生器
Configure Piab multistage vacuum generator

- 真空阀和吹气阀
Integrated electric vacuum and blow-off valve
- 吹气流量调节阀
Blowing flow control valve

真空传感器 Vacuum sensor

- 可选配具有用户友好型界面的真空传感器，或者选配预留真空检测端口。
Vacuum sensor with user-friendly interface or reserved vacuum detection port is optional.

模块式设计 Modular design

- 多级真空发生器可拆卸清洗和更换，故障排除更加简单。
The multistage vacuum generator can be disassembled, cleaned and replaced, and the troubleshooting is simpler.

快插接头 Quick connector

- 可配置8mm或者10mm的快插接头。
8mm or 10mm quick connector can be configured.

*连接线材长为两米 The wire's length is 2 meters

货号(PN)	型号(Model)	类型(Type)
1.Y13062	COMPACT 20CE PNP	PNP
1.Y13063	COMPACT 20CE NPN	NPN



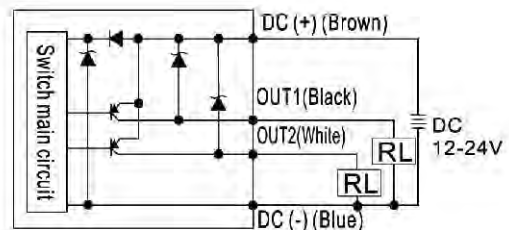
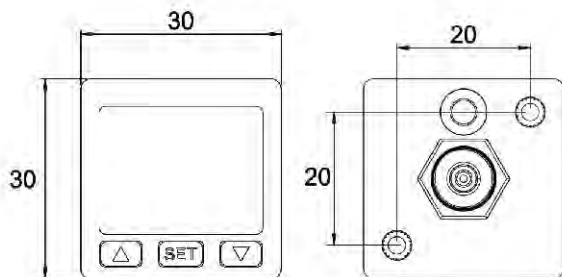
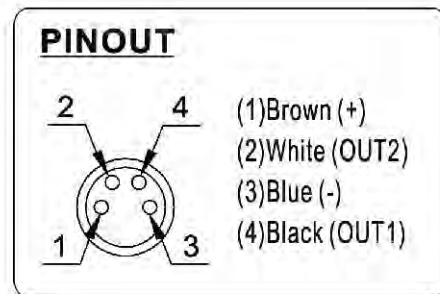
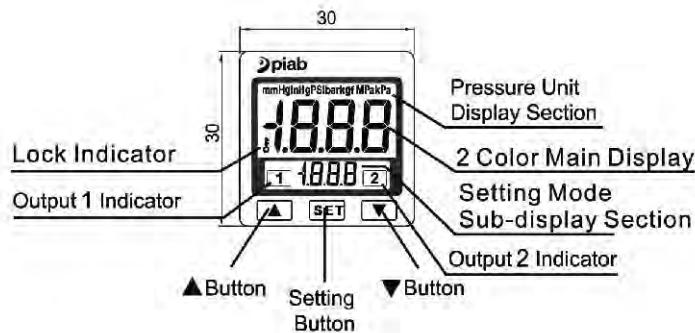
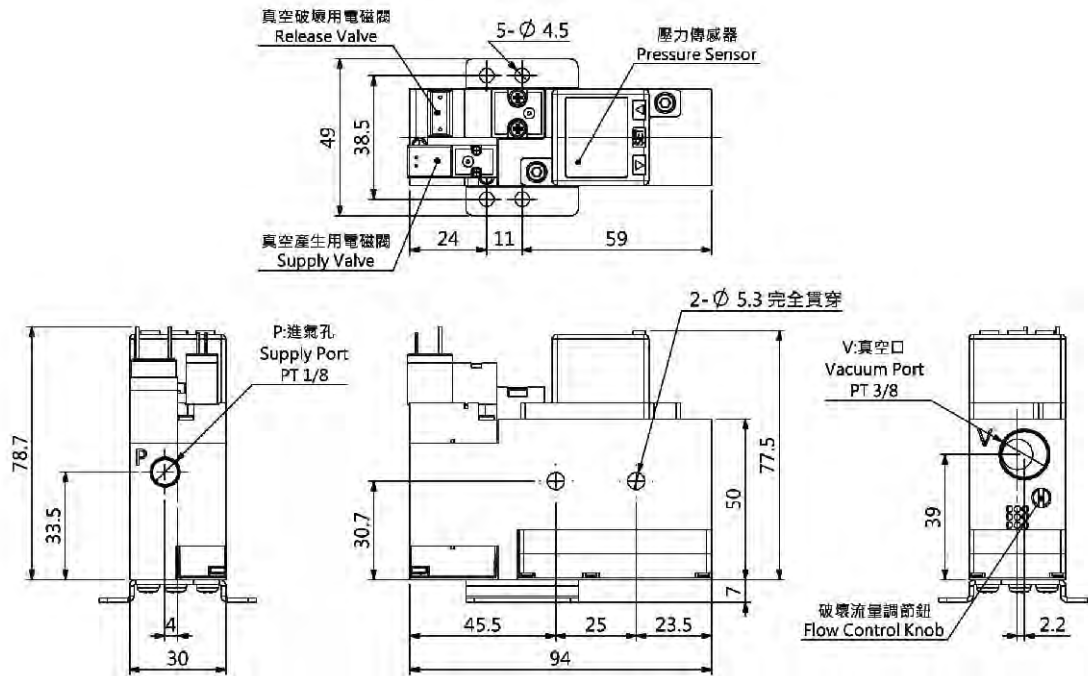
Compact 20CE 技术参数/Compact 20CE technical parameter

真空技术 Vacuum technology	多级真空发生器 Multistage vacuum generator
工作气源压力 (Mpa) Working air pressure	0.38~0.6
最大真空流量 (NL/s) Maximum Vacuum flow	2.4
最高真空度 (-Kpa) Maximum Vacuum level	84
耗气量 (NL/s) Air consumption	1.5~2.2
工作温度 (°C) Working temperature	-5~50
尺寸 (mm) Size	94x78x30
噪音 (dBA) Noise level	57-68
真空口尺寸 Vacuum port size	G3/8"
净重 (g) Net Weight	370
真空传感器 Vacuum Sensor	PNP/NPN
电磁阀 Solenoid Valve	NC/NO
消耗功率 Power consumption	24V±10% VDC,2W

Compact 20CE 真空发生器 Compact 20CE Vacuum Generator

Compact 20CE 真空发生器和传感器尺寸图

Dimensional drawing of Compact 20CE Vacuum Generator and Sensor



型材、钢管

支架模组

快换

夹具组件

气动剪刀

真空组件

附件
Accessory Components

Compact 10CE 集成式真空发生器 Compact 10CE Integrated vacuum generator

型材 · SUS Tube

支架模组


快换

夹具组件

气动剪刀

真空组件

附件



*连接线材长为两米 The wire's length is 2 meters

货号(PN)	型号(Model)	类型(Type)
1.Y13064	COMPACT10E PNP	PNP
1.Y13279	COMPACT10E NPN	NPN

技术参数/Technical data

说明 Description	单位 Unit	值 Value
推荐进气压力 Recommended feed pressure	Mpa	0.5
最大进气压力 Feed pressure, max.	Mpa	0.7
温度范围 Temperature range	°C	0-50
重量* Weight*	g	74
材料 Material	-	PA, AL, CuZn, PE, NBR, PC, SS, TPV, FKM, Steel, Glass epoxy
1-8 个真空通道条件下的噪音等级范围 Noise level range of 1-8 vacuum channels	dB	46-60
连接, 压缩空气 Connection, compressed air	-	ø6 推入式连接器 ø6 push-in connector
连接, 真空 Connection, vacuum	-	ø6 推入式连接器 ø6 push-in connector

) 注意! 重量不包括运输中包含的电缆。) Note! The weight does not include the cables that are included in the shipping.

阀门模块/Valve module

说明 Description	单位 Unit	值 Value
阀门功能 Valve function	-	NC 真空常闭 + NC 吹气常闭 NC vacuum normally closed + NC blowing normally closed
电源电压 Supply voltage	VDC	24 (21.6 – 26.4)
功率 Power	W	3.5
响应时间 Response time	ms	≤ 3
电气连接 Electrical connection	-	Supplied cable, Red (+) Black (-)

真空传感器/Vacuum sensor

说明 Description	单位 Unit	值 Value
电源电压 Supply voltage	VDC	12-24 ±10%, 波动 P-P 10% 或更低 12-24 ±10%, Fluctuation P-P 10% or less
电流消耗(无负载) Current consumption (with no load)	mA	≤ 40
切换输出 Switch output	-	NPN
响应时间 Response time	ms	≤ 2,5
模拟输出 Analog output	VDC	1-5 ±2.5% F.S.
电气连接 Electrical connection	-	JST PAP-05V

数据表所指定的数值可进行测试:

- 室温 (20 C [68 F] ± 3 C [5.5 F])。
- 标准大气压 (101.3 [29.9 inHg] ± 1.0 Kpa [0.3 inHg])。
- 相对湿度: 35-85%, 无冷凝。
- 压缩空气质量, DIN ISO 8573-1 class 4 标准。

Values specified in the data sheet are tested at:

- Room temperature (20 C [68 F] ± 3 C [5.5 F])
- Standard atmosphere (101.3 [29.9 inHg] ± 1.0 kPa [0.3 inHg])
- Relative humidity: 35-85%, non condensation
- Compressed air quality DIN ISO 8573-1 class 4 standard

Compact 10CE 集成式真空发生器 Compact 10CE Integrated vacuum generator

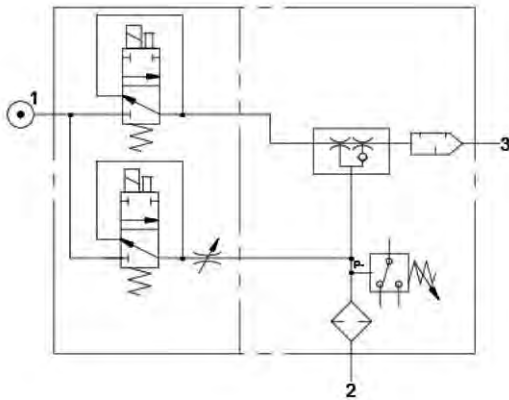
真空流量/Vacuum flow

供气压力真空泵/喷嘴 Feed pressure vacuum pump/nozzle	每个泵/喷嘴的空气消耗量 Air consumption per pump/nozzle	不同真空度 (-kPa) 下的真空流量 (NI/s) Vacuum flow (NI/s) under different vacuum degrees (-kPa)								最大真空度 Max vacuum
		0	10	20	30	40	50	60	70	
Mpa	NI/s	0	10	20	30	40	50	60	70	-kpa
0.50/0.40	0.23	0.26	0.24	0.19	0.14	0.088	0.063	0.045	0.023	84

抽真空时间/Vacuum time

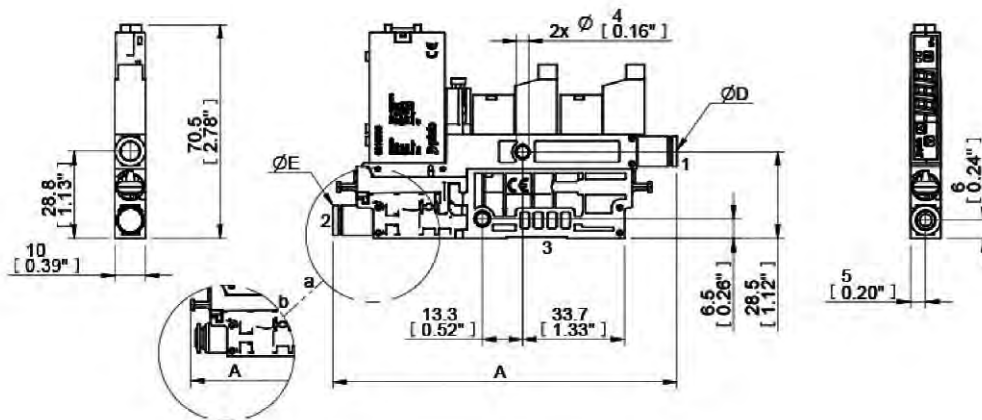
供气压力真空泵/喷嘴 Feed pressure vacuum pump/nozzle	每个泵/喷嘴的空气消耗量 Air consumption per pump/nozzle	达到不同真空度 (-kPa) 的抽气时间 Pumping time to different vacuum (- kPa)								最大真空度 Max vacuum
		10	20	30	40	50	60	70	80	
Mpa	NI/s	10	20	30	40	50	60	70	80	-kpa
0.50/0.40	0.23	0.40	0.87	1.49	2.38	3.71	5.57	8.52	15.44	84

外形尺寸/Dimensions



说明 Description	单位 Unit	值 Value
A	mm	113.6
ΦD	mm	Φ6
ΦE	mm	Φ6

配置 Configuration	值 Value
a	ø6 推入式连接器 ø6 push-in connector



订购信息/Ordering information

说明 Description	产品代码 Product code
COMPACT10E, 超高真空流量 (micro), 显示屏, 模拟和数字输出, NPN, ø6 推入式连接器, 1 通道, Φ6推入式连接器, 集成式消音器, NC 真空常闭 + NC 吹气常闭 COMPACT10E, ultra high vacuum flow (micro), display screen, analog and digital output, NPN, ø6 push in connector, 1 channel, ø6 push in connector, integrated muffler, NC vacuum normally closed + NC blowing normally closed	C10E.T.BB.6.1.6.EJ.CC

型材 - SUS Tube

支架模组
Stents Module

快换
Quick Changer

夹具组件
Grip Module

气动剪刀
Air Nipper

真空组件
Vacuum Module

附件
Accessory Components

VLCLASSIC XI x 2 真空发生器 VLCLASSIC XI x 2 Vacuum Generator

型材 / SUS Tube

支架模组

快换

夹具组件

气动剪刀

真空组件

附件



- 高效节能发生器技术。
- 真空发生管可在高达 95 -kPa 的真空度下提供高流量。
- 适用于需高真空度的无渗透应用。
- 大容量范围，可提供 1 至 6 个真空发生管如有需要，VLCLASSIC 可以由较小的容量很轻松的升级为更大容量。
- 轻巧、可配置的和模块化设计。
- 易于拆卸维护。
- High efficiency and energy saving generator technology.
- The vacuum generating tube can provide high flow rate under the vacuum degree up to 95 - kPa.
- Suitable for non permeable applications requiring high vacuum.
- Large capacity range, 1 to 6 vacuum tubes can be provided. If necessary, vlclassic can be easily upgraded from smaller capacity to larger capacity.
- Lightweight, configurable and modular design.
- Easy to disassemble and maintain.

货号(PN)	型号(Model)
1.Y13065	VLCLASSIC XI x 2

概述/Summary

物料 Materiel	CuZn, NBR (FKM), PA, SS, Al
噪音 Noise level	64 – 69 dBA
温度范围 Temperature	-10 – 80 °C
重量 Weight	550 g
消音器重量 Muffler weight	120 g

性能/Performance

最大进气压力 Feed pressure, max.	0.7 MPa
最佳进气压力 Feed pressure, optimum	0.45 MPa
最大真空度 Max vacuum	95 -kPa

气动参数/Aerodynamic parameters

内部容积 Internal volume	140 cm ³
----------------------	---------------------

真空流量/Vacuum flow (NI/s)

进气压力 Feed pressure	耗气量 Gas consumption	真空流量 (NI/s) @真空度 (-kPa) Vacuum flow(NI/s) @ vacuum (- kPa)										最大真空度 Max vacuum
		0	10	20	30	40	50	60	70	80	90	
Mpa	NI/s	0	10	20	30	40	50	60	70	80	90	-kPa
0.45	3.66	11.8	6	4	2.6	1.46	1.16	0.86	0.64	0.36	0.06	95

排气时间/Exhaust time (s/l)

进气压力 Feed pressure	耗气量 Gas consumption	排气时间 (s/l) 真空度 (-kPa) Exhaust time (s / L) Vacuum (- kPa)									最大真空度 Max vacuum
		10	20	30	40	50	60	70	80	90	
Mpa	NI/s	10	20	30	40	50	60	70	80	90	-kPa
0.45	3.66	0.011	0.031	0.06	0.11	0.19	0.29	0.42	0.6	1.1	95

数据表所指明的数值可进行测试:

The values indicated in the data sheet can be tested:

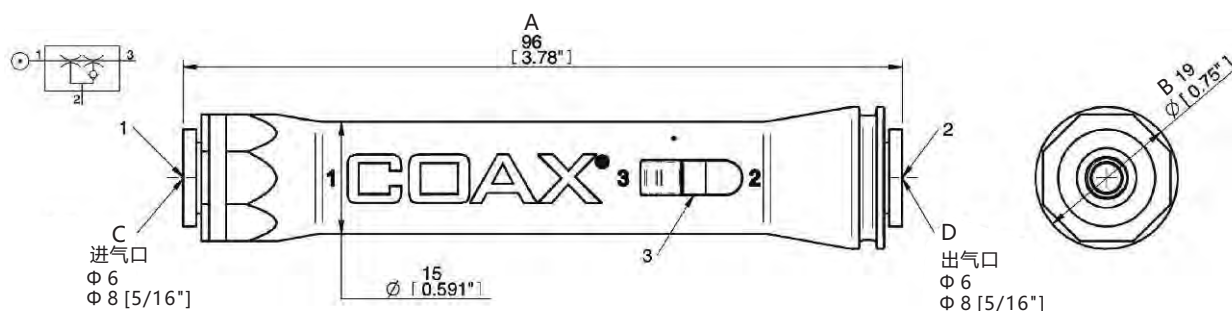
室温 Room temperature	(20 °C [68 °F] ± 3 °C [5.5 °F])
标准大气压 Standard atmosphere	(101.3 [29.9 inHg] ± 1.0 kPa [0.3 inHg])
相对湿度 Relative humidity	0-100%
压缩空气品质 Compressed air quality	DIN ISO 8573-1 class 4

piINLINE® vacuum generator MINI Si, 真空发生器 Vacuum Generator



- 获得专利的COAX®盒式磁带技术。
- 与能耗相关的高真空流量。
- 低重量内联设计，带有用于真空和压缩空气的推入式配件。
- 直接在软管上快速方便地安装。
- 用于额外真空流的Si滤筒。
- 用于在低进料压力下实现高性能的Pi滤筒
- 需要高流量和深真空时的Xi滤筒。
- Patented COAX® cartridge technology.
- High vacuum flow capacity in relation to energy consumption.
- Low weight inline design with push-in fittings for vacuum and compressed air.
- Quick and easy installation directly on the hose.
- Si cartridge for extra vacuum flow.
- Pi cartridge for high performance at low feed pressures.
- Xi cartridge when high flow and deep vacuum is needed.

外形尺寸/Dimensions



型号 (Model)	piINLINE® vacuum generator MINI Si, 6-6 mm	piINLINE® vacuum generator MINI Si, 8-8 mm
货号 (PN)	1.Y13066	1.Y13067
直径 Diameter	19 mm (B)	19 mm (B)
进气口直径 Air inlet diameter	6 mm (C)	8 mm (C)
出气口直径 Air outlet diameter	6 mm (D)	8 mm (D)
长度 Length	96 mm (A)	96 mm (A)

概述/Summary

产品编号 (备选) Product number (optional)	E12842188
物料 Materiel	CuZn, PA, SS, 丁腈橡胶
重量 Weight	21.8 g

性能/Performance

耗气量 Gas consumption	25.7 l/m (.9 scfm) NI/s
最大进气压力 Feed pressure, max.	0.7 MPa

型材、钢管
Profile, SUS Tube

支架模组
Stents Module

快换
Quick Changer

夹具组件
Grip Module

气动剪刀
Air Nipper

真空组件
Vacuum Module

附件
Accessory Components

piINLINE® vacuum generator MINI Si , 真空发生器 Vacuum Generator

型材 · SUS Tube
Profile · SUS Tube

真空流量/Vacuum flow(Nl/s)

进气压力 Feed pressure	耗气量 Gas consumption	真空流量 (Nl/s) @真空度 (-kPa) Vacuum flow(Nl/s) @ vacuum (- kPa)								最大真空度 Max vacuum
Mpa	Nl/s	0	10	20	30	40	50	60	70	-kPa
0.6	0.44	0.69	0.55	0.42	0.28	0.23	0.16	0.12	0.08	75

支架模组
Stents Module

排气时间/Exhaust time (s/l)

进气压力 Feed pressure	耗气量 Gas consumption	排气时间 (s/l) 真空度 (-kPa) Exhaust time (s / L) Vacuum (- kPa)								最大真空度 Max vacuum
Mpa	Nl/s	10	20	30	40	50	60	70	-kPa	
0.6	0.44	0.16	0.37	0.66	1.1	1.4	2.1	3.1	75	

快换
Quick Changer

数据表所指明的数值可进行测试：

The values indicated in the data sheet can be tested:

夹具组件
Grip Module

室温 Room temperature	(20 C [68 F] ± 3 C [5.5 F])
标准大气压 Standard atmosphere	(101.3 [29.9 inHg] ± 1.0 kPa [0.3 inHg])
相对湿度 Relative humidity	0-100%
压缩空气品质 Compressed air quality	DIN ISO 8573-1 class 4

气动剪刀
Air Nipper

真空组件
Vacuum Module

附件
Accessory Components

真空模组 SCPSb系列 Vacuum Module SCPSb Series

体型轻巧的集成式真空发生器采用高效eco nozzle技术，适用于空间局限下的工况。

The compact and lightweight integrated vacuum generator adopts high-efficiency eco nozzle technology, which is suitable for working conditions under limited space.



亮点Highlights

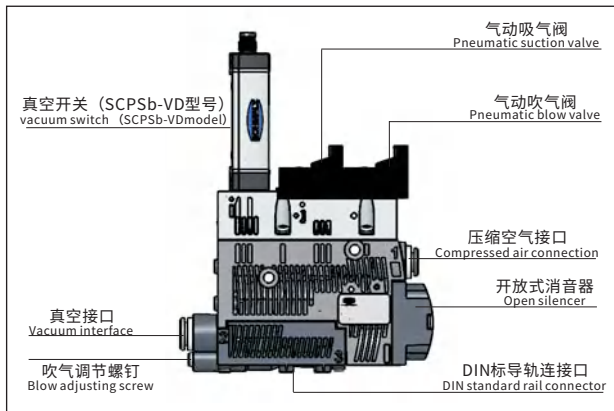
- 高效eco nozzle技术
- 体积小巧，材质为极其耐用的塑料
- 最佳流体结构，以高效产生真空
- 快插式接口
- 可供DIN标导轨连接的连接口
- 开放式消音器
- **Efficient eco nozzle technology**
- **Small size, made of extremely durable plastic**
- **Optimal fluid structure for efficient vacuum generation**
- **Quick-plug interface**
- **Connecting port for DIN standard rail connection**
- **Open silencer**

优势Advantage


- 压缩空气消耗量极少，抽吸速率更高
- 装置小巧耐用；可直接安装在搬运系统上
- 动作周期极短，频率高
- 无需额外螺丝
- 安装简单；也可直接安装于配电箱上
- 噪声低，维护时间间隔长，维护频率低
- The compressed air consumption is very small, and the suction rate is higher
- The device is small and durable; it can be directly installed on the handling system
- The action cycle is extremely short, the frequency is high
- No extra screws required
- Simple installation; can also be installed directly on the distribution box
- Low noise, long maintenance interval, low maintenance frequency

*连接线材长为五米 The wire's length is 5 meters

结构 Structure



集成式真空发生器SCPSb-VD采用系统化设计
 The integrated vacuum generator SCPSb-VD adopts a systematic design.



通过集成式真空发生器SCPSb可中央式供给真空
 Vacuum can be supplied centrally through the integrated vacuum generator SCPSb.

技术参数 Technical Parameter

货号 (PN)	型号 (Model)	喷嘴-Ø Nozzle [mm]	真空度 Vacuum [%]	最大抽吸速率 Maximum suction rate [l/min]	耗气量 ⁽¹⁾ Air consumption [l/min]		噪音等级 ⁽¹⁾ Noise level [dB(A)]		工作压力 Work pressure [bar]	推荐真空管内径 Recommended vacuum tube inner diameter [mm]		工作温度 Work temperature [°C]
					吸气 Inhale	吹气 Blow	空载状态 No-load state	吸取状态 Absorption state		压缩空气管 Compressed air pipe	真空管 Vacuum tube	
1.Y13276	SCPSb-07-S04-NC-VD	0.7	85	16	22	116	61	58	2...6	4	4	0...50
1.Y13277	SCPSb-10-S04-NC-VD	1.0	85	34	46	116	73	60	2...6	4	4	0...50
1.Y13278	SCPSb-15-S04-NC-VD	1.5	85	64	59	116	76	65	2...6	4	6	0...50

*所有流量参数均指的是环境大气压(ANR)为101.3kPa，温度和湿度分别为20°C和65%条件下的参数。

*All flow parameters refer to the parameters under the conditions of ambient atmospheric pressure (ANR) of 101.3kPa, temperature and humidity of 20°C and 65% respectively

*压缩空气质量：达到ISO 8573-1，3-3-3级，过滤等级(40 μm)含油或不含油。

*Compressed air quality: up to ISO 8573-1, level 3-3-3, filter grade (40 μm) with or without oil.

(1)工作压力4bar以下。

(1) Working pressure below 4 bar.

型材
SUS Tube

支架模组
Stents Module

快换
Quick Changer

夹具组件
Grip Module

气动剪刀
Air Nipper

真空组件
Vacuum Module

附件
Accessory Components

真空模组 SCPSb系列 Vacuum Module SCPSb Series

型材 / SUS Tube

支架模组

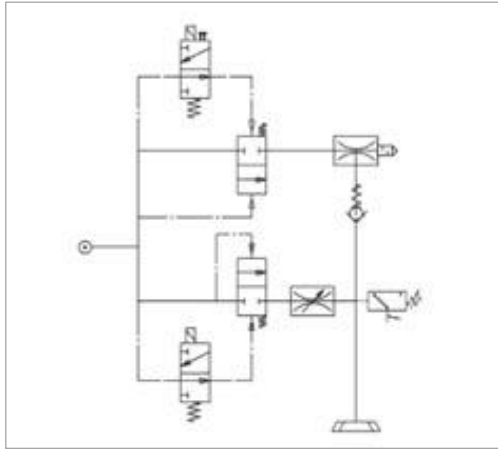
快换

夹具组件

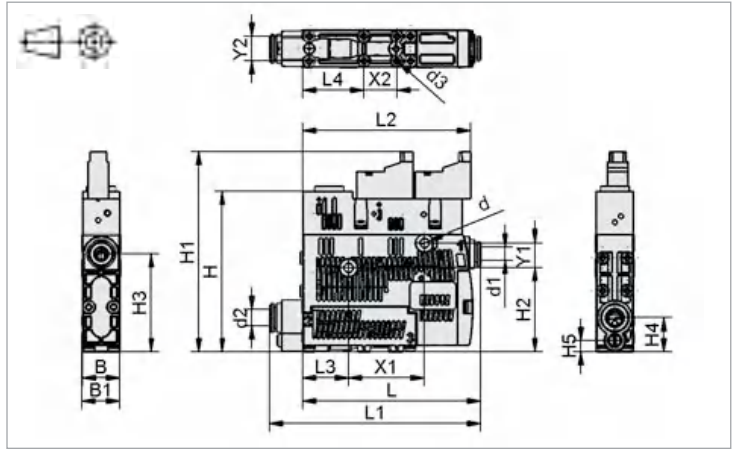
气动剪刀

真空组件

附件



气路图
Gas circuit diagram



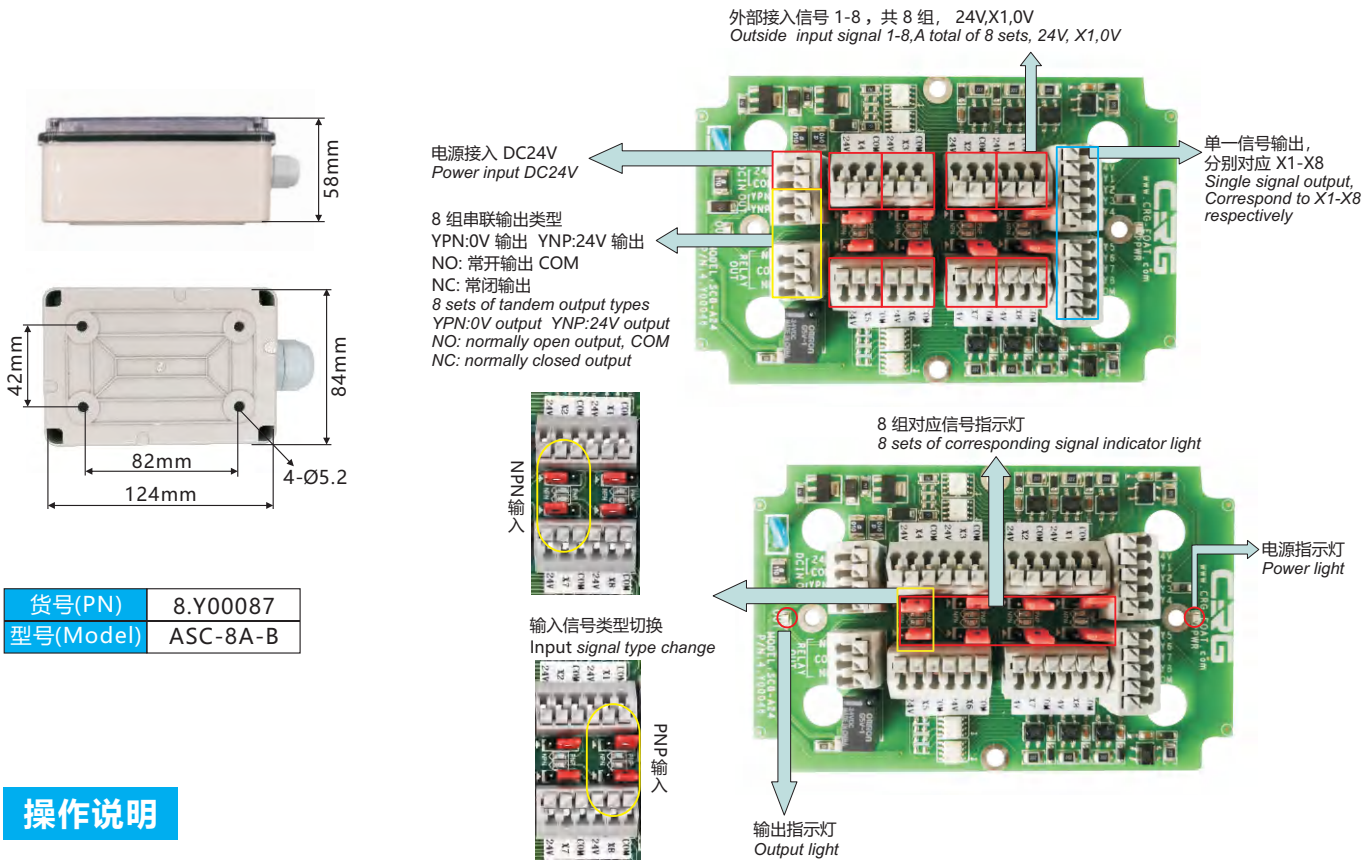
尺寸图
Dimensions

结构参数 Structural parameters

货号 (PN)	型号 (Model)	B	B1	d	d1	d2	d3	H	H1	H2	H3	H4	H5	L	L1	L2	L3	L4	X1	X2	Y1	Y2
1.Y13276	SCPSb-07-S04-NC-VD	18	18.6	4.4	6	6	2.6	77.5	147	40.8	47.5	16.5	5.5	86.2	102.5	81.4	22	29.5	36.9	16	12	12
1.Y13277	SCPSb-10-S04-NC-VD	18	18.6	4.4	6	6	2.6	77.5	147	40.8	47.5	16.5	5.5	86.2	102.5	81.4	22	29.5	36.9	16	12	12
1.Y13278	SCPSb-15-S04-NC-VD	18	18.6	4.4	6	8	2.6	77.5	147	40.8	47.5	16.5	5.5	86.2	102.5	81.4	22	29.5	36.9	16	12	12

结构说明

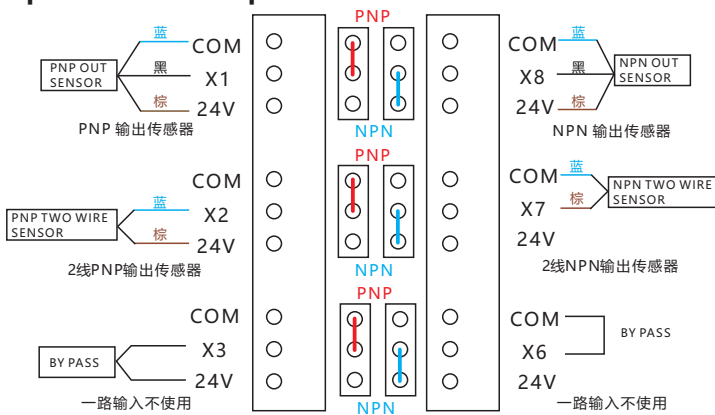
Structure description



货号(PN)	8.Y00087
型号(Model)	ASC-8A-B

操作说明

Operation description



电参数

Electrical parameters

	最小 minimum	推荐 Recommend	最大 Maximum	单位 Unit
电源电压 supply voltage	20	24	28	V
输入端有效电流值 Value of effective current at input	5	7	10	mA
晶体管输出最大负载 Transistor Output Maximum Load			100	mA
继电器输出端负载能力(阻性负载时) Relay Output Load Capability (Resistive Load)			0.5A@125VAC 1A@24VDC	
最大开关频率 Maximum switching frequency		TBD		Hz

功能说明

Function description

- 1.解决多个传感器串成一路后电源功率不够的问题, 取消继电器转换, 占地空间的问题。最多可使用8组, 不足8组需要短接。
- 2.输出类型的可变更, 目前为NPN,PNP,NC,NO四种输出形式。
- 3.也可以单独抓取信号, 抓取的信号类型为感应器的实际类型。
- 4.可观察每个感应器的感应状态, 以及输出的状态。
- 5.感应器与输出类型不符时, 可利用跳针将类型转化, 减去更换感应器的工作。

1. To solve the problem that the power supply of multiple sensors is not connected as one line, the problem of space occupation is cancelled. The maximum 8 groups can be used, and less than 8 groups need to be shorted.
2. Output types can be changed at present for NPN, PNP, NC, NO, and four output forms.
3. You can also crawl the signal individually, and grab the signal type for the actual type of sensor.
4. Observe the induction state of each inductor and the status of the output.
5. Types of sensors and output is not available, skipping type conversion, minus the replacement work of the sensor.

型材, 钢管

支架模组

快速切换

夹具组件

气动剪刀

真空组件

附件

分线盒 Junction box

型材 / SUS Tube

支架模组

快换

夹具组件

气动剪刀

真空组件

附件

外壳材质:尼龙,黑色
 锁紧螺母:黄铜镀镍
 针托:TPU材质,黑色
 触点:黄铜镀金
 防护等级:IP67

负载:10~30VDC,6A总电流强度,2A分口电流强度,LED 10mA
 使用环境温度:-30...+80°C
 单通道 PNP NPN

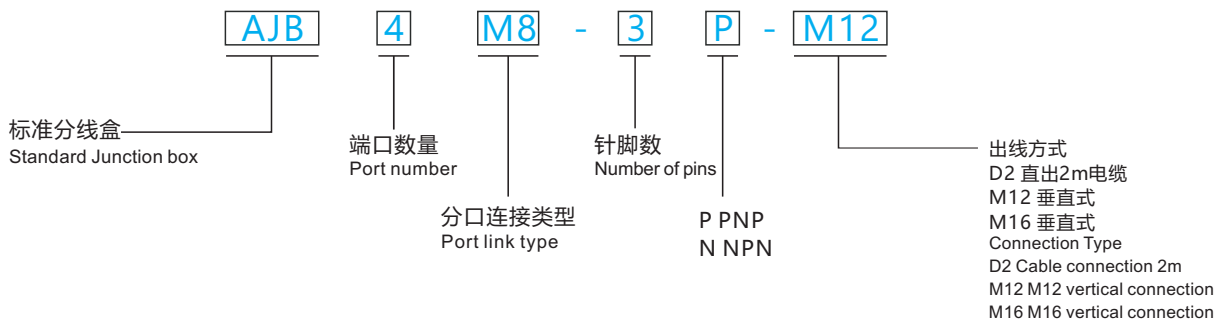
Housing material:Nylon/Black
 Coupling nut:Brass/Nicket
 Contact carrier:TPU/Black
 Pin:Brass/Gold
 IP degree:IP67

Load:10~30VDC,2 A/port, 6 A total,LED 10mA
 Temperature range:-30...+80°C
 Single channel PNP or NPN



型号表示方法

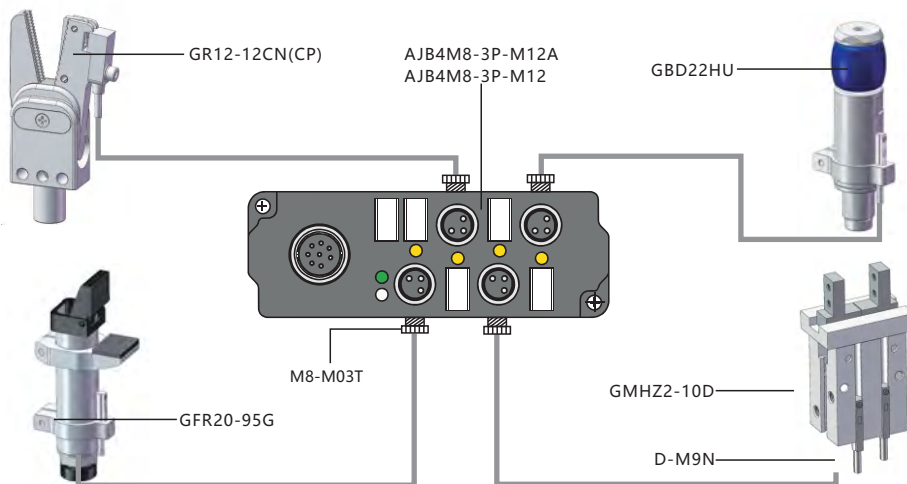
Model representation methods



货号(PN)	型号(Model)	类型(Type)	重量(Weight)
4.Y00487	AJB4M8-3P-M12	PNP	110g
4.Y00488	AJB4M8-3N-M12	NPN	110g
4.Y00491	AJB8M8-3P-M16	PNP	120g
4.Y00492	AJB8M8-3N-M16	NPN	120g
4.Y00495	AJB8M8-3P-D2	PNP	300g
4.Y00496	AJB8M8-3N-D2	NPN	300g

运用实例 / Application example

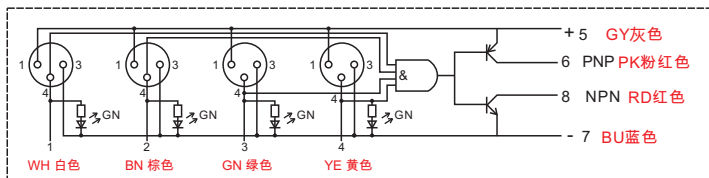
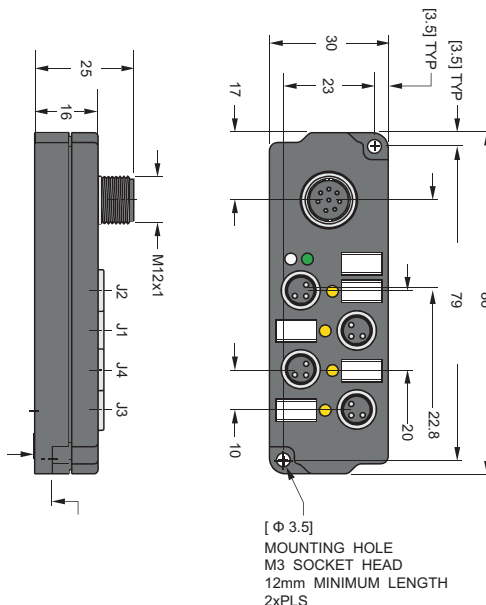
- 单通道 PNP NPN
 - 四路输入同时有效, 输出一组信号, 实现 "与电路" 输出功能 (选配)
1. Single channel PNP or NPN
 2. The four way input is effective at the same time, and outputs a set of signals to realize the output function of "and circuit".



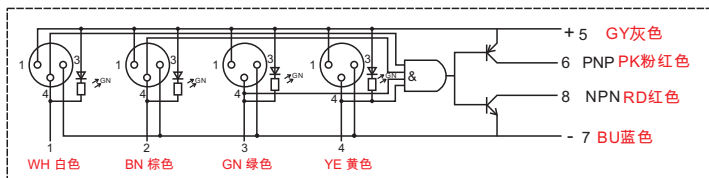
M8四分口分线盒 M8 4 ports Junction box

外壳材质:尼龙,黑色
 锁紧螺母:黄铜镀镍
 针托:TPU材质,黑色
 触点:黄铜镀金
 防护等级:IP67
 负载:10~30VDC,6A总电流强度,2A分口电流强度,LED 10mA
 使用环境温度:-30...+80°C

Housing material:Nylon/Black
 Coupling nut:Brass/Nicket
 Contact carrier:TPU/Black
 Pin:Brass/Gold
 IP degree:IP67
 Load:10~30VDC,2 A/port, 6 A total,LED 10mA
 Temperature range:-30...+80°C



AJB4M8-3P-M12



AJB4M8-3N-M12

单通道 PNP NPN
 每分口1路信号
 带 LED 显示灯
 垂直式M12连接器
 Single channel PNP or NPN
 1 signal per port
 LED
 M12 vertical connector



3针M8现场可接线连接器
 3 pins M8 Field wirable connector

货号(PN)	1.Y13391
型号(Model)	M8-M03L



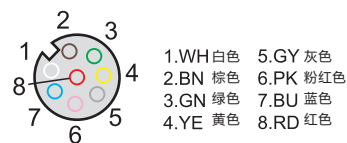
8针M12预铸电缆
 8 pins M12 pre-moulding Cable

货号(PN)	1.Y07462
型号(Model)	ELK8-2M/P00

* 线材长为 2 米 The wire length is 2 meters

针脚排列图/Pinout

孔座/Female



接头 /Joint



8针M12现场可接线连接器
 8 pins M12 Field wirable connector

货号(PN)	1.Y07461
型号(Model)	ELK8112-0/9



3针M8现场可接线连接器
 3 pins M8 Field wirable connector

货号(PN)	1.Y06722
型号(Model)	M8-M03T

货号(PN)	型号(Model)	类型(Type)	重量(Weight)
4.Y00487	AJB4M8-3P-M12	PNP	110g
4.Y00488	AJB4M8-3N-M12	NPN	110g

型材 / SUS Tube

支架模组
Stents Module

快换
Quick Changer

夹具组件
Grip Module

气动剪刀
Air Nipper

真空组件
Vacuum Module

附件
Accessory Components

M8八分口分线盒 M8 8 ports Junction box

型材 / SUS Tube

支架模组

快换

夹具组件

气动剪刀

真空组件

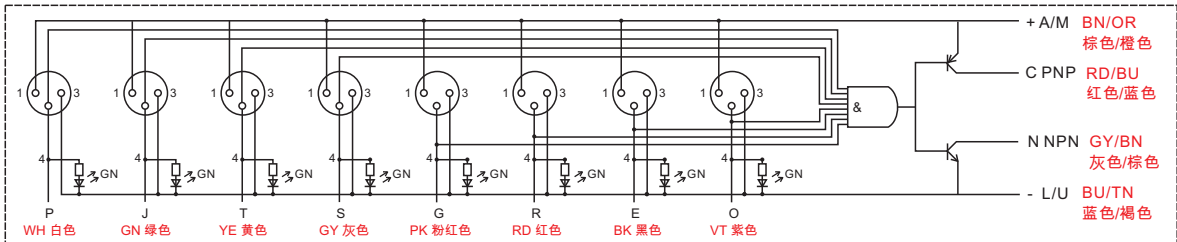
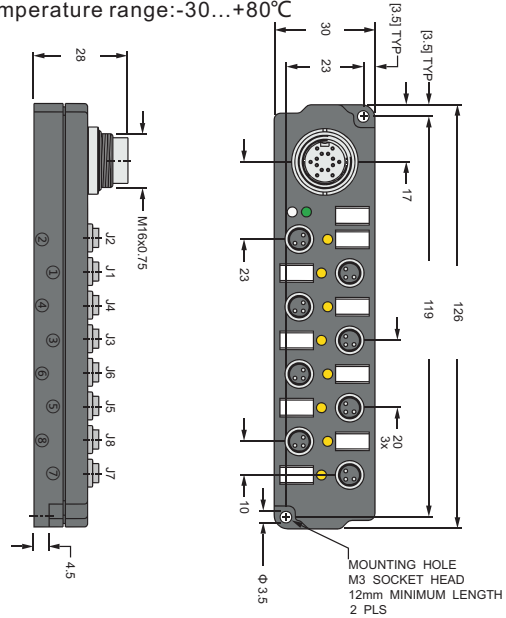
附件

外壳材质:尼龙,黑色
锁紧螺母:黄铜镀镍
针托:TPU材质,黑色
触点:黄铜镀金
防护等级:IP67

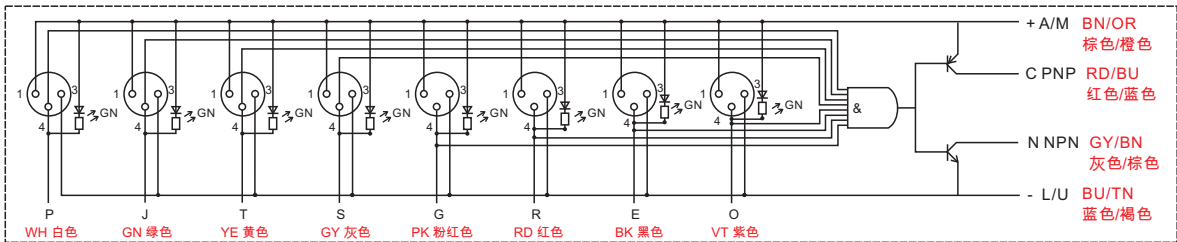
负载:10~30VDC,6A总电流强度,2A分口电流强度,LED 10mA
使用环境温度:-30...+80°C

Housing material:Nylon/Black
Coupling nut:Brass/Nicket
Contact carrier:TPU/Black
Pin:Brass/Gold
IP degree:IP67

Load:10~30VDC,2 A/port, 6 A total,LED 10mA
Temperature range:-30...+80°C



AJB8M8-3P-M16



AJB8M8-3N-M16

单通道 PNP NPN
每分口1路信号
带 LED 显示灯
垂直式M16连接器

Single channel PNP or NPN
1 signal per port
LED
M16 vertical connector

接头 /Joint



14针M16预铸电缆
14 pins M16 pre-moulding Cable

货号(PN)	1.Y07463
型号(Model)	DNLK14-14-2M/P00



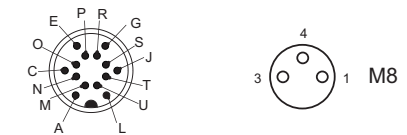
3针M8现场可接线连接器
3 pins M8 Field wirable connector

货号(PN)	1.Y06722
型号(Model)	M8-M03T



3针M8现场可接线连接器
3 pins M8 Field wirable connector

货号(PN)	1.Y13391
型号(Model)	M8-M03L



针脚排列图/Pinout

孔座/Female



- A. BN 棕色
- N. GY/BN 灰色/棕色
- C. RD/BU 红色/蓝色
- O. VT 紫色
- E. BK 黑色
- P. WH 白色
- G. PK 粉红色
- R. RD 红色
- J. GN 绿色
- L. BU 蓝色
- T. YE 黄色
- M. OR 橙色
- U. TN 褐色

* 线材长为 2 米 The wire length is 2 meters

货号(PN)	型号(Model)	类型(Type)	重量(Weight)
4.Y00491	AJB8M8-3P-M16	PNP	120g
4.Y00492	AJB8M8-3N-M16	NPN	120g

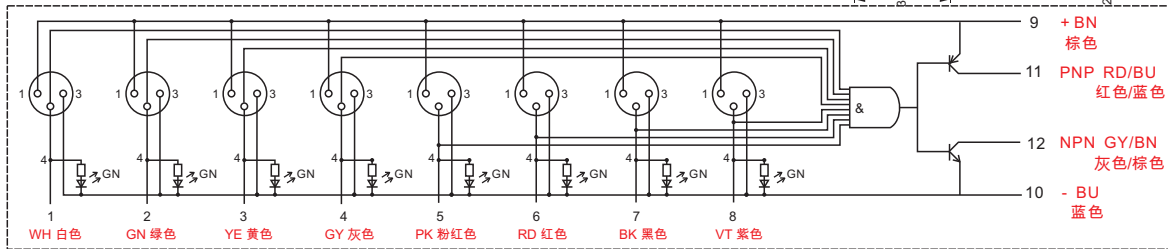
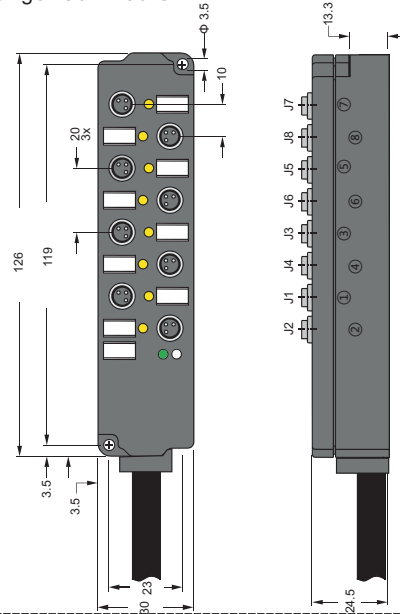
M8八分口分线盒 M8 8 ports Junction box

外壳材质:尼龙,黑色
 锁紧螺母:黄铜镀镍
 针托:TPU材质,黑色
 触点:黄铜镀金
 防护等级:IP67

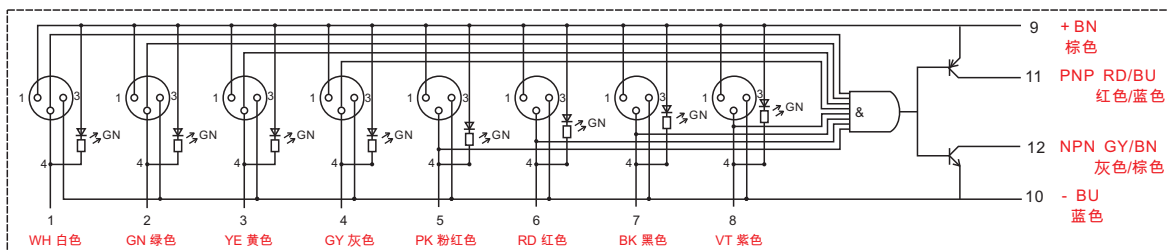
负载:10~30VDC,6A总电流强度,2A分口电流强度,LED 10mA
 使用环境温度:-30...+80°C

Housing material:Nylon/Black
 Coupling nut:Brass/Nicket
 Contact carrier:TPU/Black
 Pin:Brass/Gold
 IP degree:IP67

Load:10~30VDC,2 A/port, 6 A total,LED 10mA
 Temperature range:-30...+80°C



AJB8M8-3P-D2



AJB8M8-3N-D2

单通道 PNP NPN
 每分口1路信号
 带 LED 显示灯
 2m黑色10芯 PVC 线

Single channel PNP or NPN
 1 signal per port

LED
 Black PVC wire with 10 cores in 2m

接头 /Joint



3针M8现场可接线连接器
 3 pins M8 Field wirable connector

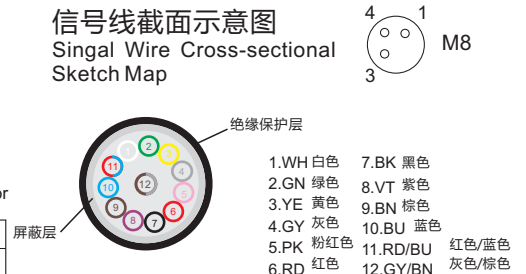
货号(PN)	1.Y06722
型号(Model)	M8-M03T



3针M8现场可接线连接器
 3 pins M8 Field wirable connector

货号(PN)	1.Y13391
型号(Model)	M8-M03L

信号线截面示意图
 Singal Wire Cross-sectional Sketch Map



货号(PN)	型号(Model)	类型(Type)	重量(Weight)
4.Y00495	AJB8M8-3P-D2	PNP	300g
4.Y00496	AJB8M8-3N-D2	NPN	300g

* 标准长度为2米,可订制长度
 * The standard length is 2 meters, which can be customized.

型材 / SUS Tube

支架模组

快捷

夹具组件

气动剪刀

真空组件

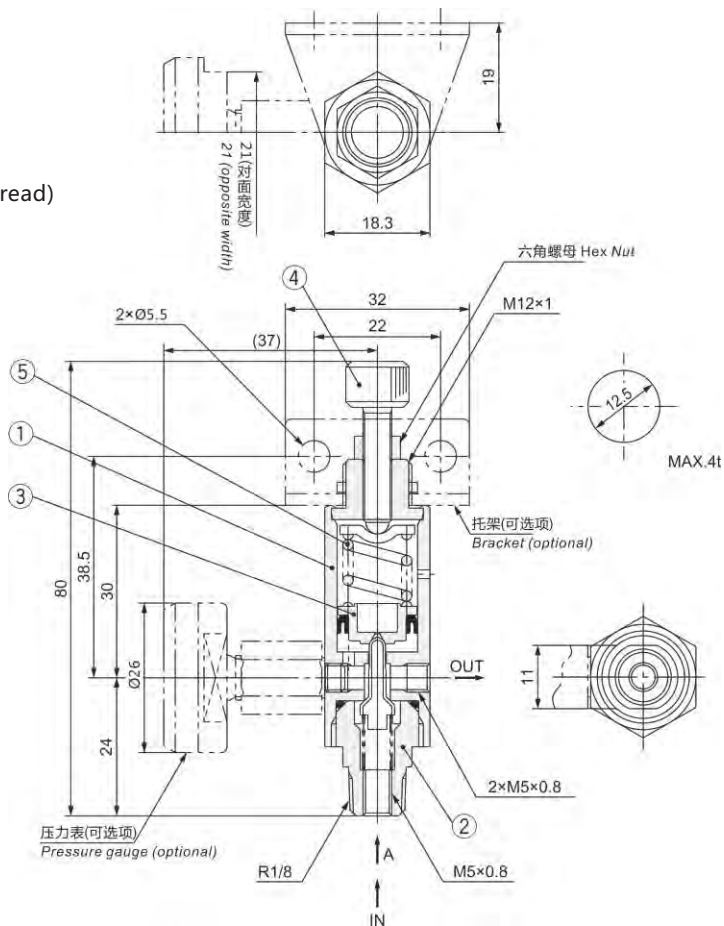
附件

微型减压阀 Miniature Regulator

ARJ210系列 ARJ210 series

本体材质为铝，轻量(60g)
IN侧配管连接用1/8(外螺纹)
M5(内螺纹)2种类型。

The body is made of aluminum, lightweight (60g)
IN side pipe connections are made with 1/8 (external thread)
M5 (internal thread) 2 types



货号(PN)		1.Y05877
型号(Model)		ARJ210-M5
接管口径 Pipe Siz	IN侧	1/8 (F-外螺纹)及M5×0.8(M-内螺纹)
	OUT侧	M5×0.8(F-内螺纹2处)
使用流体 Fluid		空气 Air
保证耐压力 Proof pressure		1.2MPa
最高使用压力 Maximum Operating pressure		0.8MPa
设定压力范围 Set pressure range		0.2~0.7MPa
		0.2MPa: 0.05~0.2MPa
压力表连接口径 Pressure gauge connecting caliber		M5×0.8(M-内螺纹)
环境温度及使用流体温度 Environment and fluid temperature		-5~60°C
重量(kg) Weight		0.06

钢棒切割器 Tube Cutter



用于切割铜管、铝管、不锈钢管
选用高品质合金工具钢刀片，便于更换内有可收缩去毛刺刀片，
使用简单、携带方便，重量(248g)
Special tool for cutting copper tube
Ease to use
Improve work efficiency
Durable, high-quality, weight (248g)

货号(PN) 1.Y02592

型材、钢管
Profile、SUS Tube

支架模组
Stents Module

快换
Quick Changer

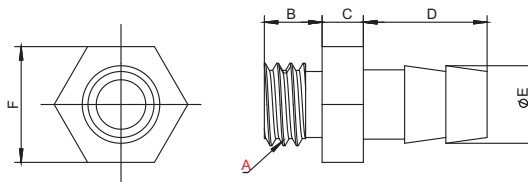
夹具组件
Grip Module

气动剪刀
Air Nipper

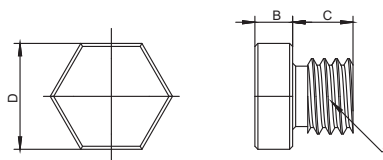
真空组件
Vacuum Module

附件
Accessory Components

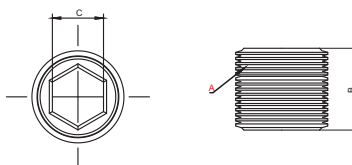
金属接头 Connector



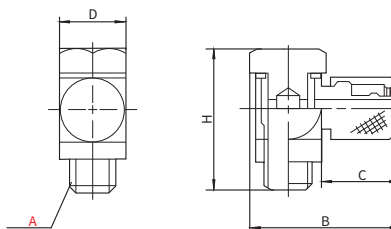
货号(PN)	型号(Model)	A	B	C	D	E	F	重量 Weight
1.Y03145	APB-M3- Ø 4	M3	4	2	5.5	3.5	4.5	0.6g
1.Y05008	APB-M5- Ø 4	M5	5	2	6.5	3.5	7	1.4g
1.Y01986	APB-M5- Ø 6	M5	4.5	2.5	7	4.8	7	1.7g



货号(PN)	型号(Model)	A	B	C	D	重量 Weight
1.Y06794	APF-M3	M3	2	3	4.9	0.5g
1.Y02510	APF-M5	M5	2.5	4.5	7	1.4g



货号(PN)	型号(Model)	A	B	C	重量 Weight
1.Y00462	APF-G18	G1/8	8	5	3.0g
1.Y00463	APF-G14	1/4	9	6	6.2g



货号(PN)	型号(Model)	A	B	C	D	H	重量 Weight
1.Y13282	APBL-M3- Ø 4	M3	9.5	4.5	5	9.5	0.8g
1.Y13283	APBL-M5- Ø 4	M5	15.5	8.5	7	15	4.5g
1.Y13284	APBL-M5- Ø 6	M5	17.5	9.5	8	16	6.6g
1.Y13285	APBL-G18- Ø 6	G1/8	20	9	10	21.5	13g

型材 / SUS Tube

支架模组

快换

夹具组件

气动剪刀

真空组件

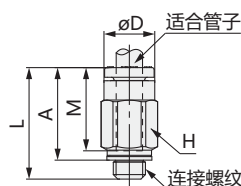
附件

接头 Connector

KQ2系列 KQ2 series

直通接头:KQ2H(密封垫密封)

Straight connector :KQ2H(gasket seal)

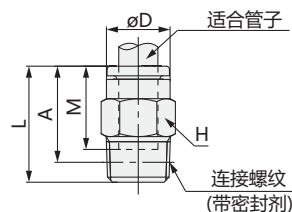


适合管子 外径 mm	货号(PN)	型号(Model)	连接螺纹 M	H (六角对边)	ϕD	L	A	M	有效截面积 mm		最小孔径	重量 Weight
									尼龙	聚氨酯		
$\phi 2$	1.Y13101	KQ2H02-M3G	M3×0.5	7	5.5	15.6	13	11.9	-	0.9	1.2	1.5g
	1.Y13102	KQ2H02-M5A	M5×0.8	7	5.5	13.8	10.8	11.9	-	0.9	1.4	2g
$\phi 3.2$	1.Y13103	KQ2H23-M3G	M3×0.5	7	6.7	17	14.4	13.3	0.9	0.9	1.2	2.4g
	1.Y13104	KQ2H23-M5A	M5×0.8	7	6.7	17.3	14.3	13.3	3	2.5	2.5	2.7g
$\phi 4$	1.Y13105	KQ2H04-M3G	M3×0.5	8	7.7	17.1	14.5	13.3	0.9	0.9	1.2	2.9g
	1.Y04451	KQ2H04-M5A	M5×0.8	8	7.7	17.7	14.7	13.3	4	4	2.5	3.3g
	1.Y13106	KQ2H04-M6A	M6×1.0	8	7.7	18.7	14.7	13.3	4	4	3	3.6g
$\phi 6$	1.Y04452	KQ2H06-M5A	M5×0.8	10	9.7	17.7	14.7	13.3	4	4	2.5	4.1g
	1.Y13107	KQ2H06-M6A	M6×1.0	10	9.7	18.8	14.8	13.3	4	4	3	4.4g

KQ2系列 KQ2 series

直通接头:KQ2H(密封剂)

Straight connector :KQ2H(sealant)



适合管子 外径 mm	货号(PN)	型号(Model)	连接螺纹 R	H (六角对边)	ϕD	L	A*	M	有效截面积 mm		最小孔径	重量 Weight
									尼龙	聚氨酯		
$\phi 3.2$	1.Y13108	KQ2H23-01AS	1/8	10	6.7	14	10.9	13.3	3.4	2.9	2.5	6g
	1.Y13109	KQ2H23-02AS	1/4	14	6.7	16.7	12	13.3	3.4	2.9	2.5	15.3g
$\phi 4$	1.Y03599	KQ2H04-01AS	1/8	10	7.7	14.3	11.2	13.3	5.6	4	3	5.6g
	1.Y05147	KQ2H04-02AS	1/4	14	7.7	16.7	12	13.3	5.6	4	3	14.6g
$\phi 6$	1.Y13110	KQ2H06-01AS	1/8	10	9.7	18.4	15.3	13.3	13.1	10.4	4.5	5.8g
	1.Y07090	KQ2H06-02AS	1/4	14	9.7	16.7	12	13.3	13.1	10.4	4.5	12.5g
	1.Y05164	KQ2H06-03AS	3/8	17	9.7	18.1	13	13.3	13.1	10.4	4.5	24.5g
$\phi 8$	1.Y07162	KQ2H08-01AS	1/8	14	12.2	22.5	19.4	14.2	26.1	18	6	11.9g
	1.Y05101	KQ2H08-02AS	1/4	14	12.2	22	17.3	14.2	26.1	18	6	13.9g
	1.Y02228	KQ2H08-03AS	3/8	17	12.2	18.1	13	14.2	26.1	18	6	21g
$\phi 10$	1.Y13111	KQ2H10-01AS	1/8	17	14.6	23.8	20.7	15.6	26.1	26.1	6	16.9g
	1.Y07142	KQ2H10-02AS	1/4	17	14.6	27.3	22.6	15.6	41.5	29.5	7.5	22.1g
	1.Y07632	KQ2H10-03AS	3/8	17	14.6	23.5	18.4	15.6	41.5	29.5	7.5	22.5g
	1.Y13112	KQ2H10-04AS	1/2	22	14.6	22.3	15.9	15.6	41.5	29.5	7.5	44.7g
$\phi 12$	1.Y13113	KQ2H12-02AS	1/4	19	17	28.7	24	17	58.3	46.1	9	24.3g
	1.Y13114	KQ2H12-03AS	3/8	19	17	25.9	20.8	17	58.3	46.1	9	25.2g
	1.Y13115	KQ2H12-04AS	1/2	22	17	22.3	15.9	17	58.3	46.1	9	37.7g
$\phi 16$	1.Y13116	KQ2H16-02AS	1/4	24	21.8	32.5	27.8	20.6	58.3	46.1	9	37.4g
	1.Y13117	KQ2H16-03AS	3/8	24	21.8	33.1	28	20.6	81	67	11	42.4g
	1.Y13118	KQ2H16-04AS	1/2	24	21.8	32.1	25.7	20.6	113	67	13	44.6g

* R螺纹拧入后的参考尺寸

* R reference dimension of R thread after screwing in

型材 · SUS Tube

支架模组

快换

夹具组件

气动剪刀

真空组件

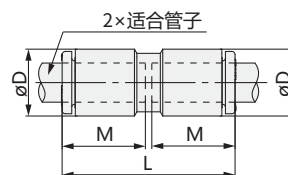
附件

接头 Connector

KQ2系列 KQ2 series

直通接管: KQ2H

Straight joint: KQ2H



适合管子 外径 mm	货号(PN)	型号(Model)	ϕD^*	L	M	有效截面积 mm		最小孔径	重量 Weight
						尼龙	聚氨酯		
$\phi 2$	1.Y13119	KQ2H02-00A	5.8	24.8	11.9	-	0.9	1.4	0.8g
$\phi 3.2$	1.Y13120	KQ2H23-00A	7.1	27.6	13.3	3.4	2.9	2.5	1.4g
$\phi 4$	1.Y13121	KQ2H04-00A	8.2	27.6	13.3	5.6	4	3	1.6g
$\phi 6$	1.Y13122	KQ2H06-00A	10.4	27.6	13.3	13.1	10.4	4.5	2.1g
$\phi 8$	1.Y13123	KQ2H08-00A	13.2	29.4	14.2	26.1	18	6	3.7g
$\phi 10$	1.Y13124	KQ2H10-00A	15.9	32.2	15.6	41.5	29.5	7.5	5.5g
$\phi 12$	1.Y13125	KQ2H12-00A	18.5	35	17	58.3	46.1	9	8.2g
$\phi 16$	1.Y13126	KQ2H16-00A	23.8	42.2	20.6	113	67	13	15.2g

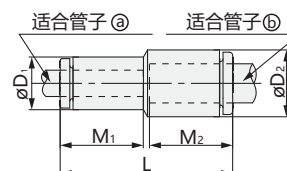
* ϕD 是最大直径。

* ϕD are maximum diameters.

KQ2系列 KQ2 series

异型直通接管: KQ2H

Special type through connection: KQ2H



适合管子 外径 mm		货号(PN)	型号(Model)	ϕD_1^*	ϕD_2^*	L	M_1	M_2	有效截面积 mm		最小孔径	重量 Weight
①	②								尼龙	聚氨酯		
$\phi 2$	$\phi 3.2$	1.Y13127	KQ2H02-23A	5.8	7.1	26.2	11.9	13.3	-	0.9	1.4	1.1g
$\phi 2$	$\phi 4$	1.Y13128	KQ2H02-04A	5.8	8.2	26.2	11.9	13.3	-	0.9	1.4	1.2g
$\phi 3.2$	$\phi 4$	1.Y13129	KQ2H23-04A	7.1	8.2	27.6	13.3	13.3	3.4	2.9	2.5	1.5g
$\phi 3.2$	$\phi 6$	1.Y13130	KQ2H23-06A	7.1	10.4	27.6	13.3	13.3	3.4	2.9	2.5	1.8g
$\phi 4$	$\phi 6$	1.Y13131	KQ2H04-06A	8.2	10.4	27.6	13.3	13.3	5.6	5.6	3	2g
$\phi 6$	$\phi 8$	1.Y13132	KQ2H06-08A	10.4	13.2	28.5	13.3	14.2	13.1	10.4	4.5	2.9g
$\phi 8$	$\phi 10$	1.Y13133	KQ2H08-10A	13.2	15.9	30.8	14.2	15.6	26.1	18	6	4.9g
$\phi 10$	$\phi 12$	1.Y13134	KQ2H10-12A	15.9	18.5	33.6	15.6	17	41.5	29.5	7.5	7.2g
$\phi 12$	$\phi 16$	1.Y13135	KQ2H12-16A	18.5	23.8	38.6	17	20.6	58.3	46.1	9	12.4g

* ϕD_1 、 ϕD_2 是最大直径。

* ϕD_1 、 ϕD_2 are maximum diameters.

型材、
钢管
Profile, SUS Tube

支架
模组
Stents Module

快捷
更换
Quick Changer

夹具
组件
Grip Module

气动
剪刀
Air Nipper

真空
组件
Vacuum Module

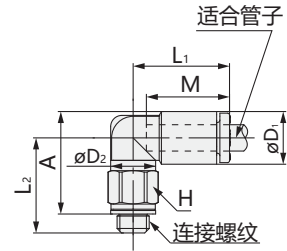
附件
Accessory Components

接头 Connector

KQ2系列 KQ2 series

弯头: KQ2L(密封垫密封)

Elbow: KQ2L(gasket seal)



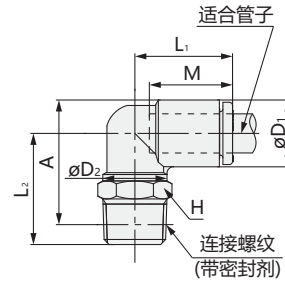
适合管子 外径 mm	货号(PN)	型号(Model)	连接螺纹 M	H (六角对边)	øD [*]	øD ₂	L ₁	L ₂	A	M	有效截面积 mm		最小 孔径	重量 Weight
											尼龙	聚氨酯		
ø2	1.Y13136	KQ2L02-M3G	M3×0.5	5.5	5.8	5.5	12.6	12.5	12.8	11.9	-	0.8	1.2	1.6g
	1.Y13137	KQ2L02-M5A	M5×0.8	7	5.8	5.5	12.6	13	12.9	11.9	-	0.8	1.4	2.7g
ø3.2	1.Y13138	KQ2L23-M3G	M3×0.5	7	7.1	7	15.3	13.8	14.8	13.3	13.3	0.8	1.2	2.7g
	1.Y13139	KQ2L23-M5A	M5×0.8	7	7.1	7	15.3	14.3	14.9	13.3	13.3	2.2	2.5	3.1g
ø4	1.Y13140	KQ2L04-M3G	M3×0.5	7	8.2	7	15.4	14.3	15.8	13.3	13.3	0.8	1.2	2.7g
	1.Y02599	KQ2L04-M5A	M5×0.8	7	8.2	7	15.4	14.8	15.9	13.3	13.3	3.5	2.5	3.1g
	1.Y13141	KQ2L04-M6A	M6×1.0	8	8.2	7	15.4	15.8	15.9	13.3	13.3	3.5	2.5	4.2g
ø6	1.Y02345	KQ2L06-M5A	M5×0.8	7	10.4	7	14.5	16.5	18.7	13.3	13.3	3.5	2.5	3.2g
	1.Y13142	KQ2L06-M6A	M6×1.0	8	10.4	7	14.5	17.5	18.7	13.3	13.3	3.5	2.5	4.3g

* øD₁ 是最大直径。
* øD₁ are maximum diameters.

KQ2系列 KQ2 series

弯头: KQ2L(密封剂)

Elbow:KQ2L(sealant)



适合管子 外径 mm	货号(PN)	型号(Model)	连接螺纹 M	H (六角对边)	øD [*]	øD ₂	L ₁	L ₂	A [※]	M	有效截面积 mm		最小 孔径	重量 Weight
											尼龙	聚氨酯		
ø3.2	1.Y13143	KQ2L23-01AS	1/8	10	7.1	10	14.5	16.7	17.2	13.3	3	2.5	2.5	4.6g
	1.Y13144	KQ2L23-02AS	1/4	14	7.1	10	14.5	21.2	20.1	13.3	3	2.5	2.5	14.1g
ø4	1.Y05151	KQ2L04-01AS	1/8	10	8.2	10	14.8	16.2	17.2	13.3	4.2	4.2	3	4.8g
	1.Y05751	KQ2L04-02AS	1/4	14	8.2	10	14.8	21.7	21.1	13.3	4.2	4.2	3	14.3g
ø6	1.Y02343	KQ2L06-01AS	1/8	10	10.4	10	15.5	17.3	19.4	13.3	11.4	9	4.5	5.2g
	1.Y11935	KQ2L06-02AS	1/4	14	10.4	10	15.5	22.8	23.3	13.3	11.4	9	4.5	14.7g
	1.Y10180	KQ2L06-03AS	3/8	17	10.4	10	15.5	24.1	24.2	13.3	11.4	9	4.5	26.5g
ø8	1.Y07560	KQ2L08-01AS	1/8	10	13.2	10	16.4	18.7	22.2	14.2	11.4	11.4	4.5	6.1g
	1.Y04922	KQ2L08-02AS	1/4	14	13.2	12	17.2	25.4	27.3	14.2	21.6	14.9	6	17.7g
	1.Y05070	KQ2L08-03AS	3/8	17	13.2	12	17.2	25.5	27.0	14.2	21.6	14.9	6	24.7g
ø10	1.Y13145	KQ2L10-01AS	1/8	12	15.9	12	18.6	23.6	28.4	15.6	21.6	14.9	6	11.1g
	1.Y06994	KQ2L10-02AS	1/4	17	15.9	17	19.3	28.7	31.9	15.6	35.2	25	7.5	21.7g
	1.Y08074	KQ2L10-03AS	3/8	17	15.9	17	19.3	29.6	32.4	15.6	35.2	25	7.5	22.2g
	1.Y13146	KQ2L10-04AS	1/2	22	15.9	17	19.3	33.6	35.1	15.6	35.2	25	7.5	44.6g
ø12	1.Y13147	KQ2L12-02AS	1/4	17	18.5	17	21.5	30.0	34.5	17	50.2	39.7	9	23.5g
	1.Y13148	KQ2L12-03AS	3/8	17	18.5	17	21.5	30.9	35.0	17	50.2	39.7	9	24.1g
	1.Y13149	KQ2L12-04AS	1/2	22	18.5	17	21.5	34.9	37.7	17	50.2	39.7	9	46.5g
ø16	1.Y13150	KQ2L16-02AS	1/4	17	23.8	17	25.1	32.6	39.8	20.6	50.2	50.2	9	27.8g
	1.Y13151	KQ2L16-03AS	3/8	22	23.8	21	27.1	35.4	42.2	20.6	71	58.9	11	40.8g
	1.Y13152	KQ2L16-04AS	1/2	22	23.8	21	27.1	34.1	39.6	20.6	100	58.9	13	44.5g

※ R螺纹拧入后的参考尺寸
 ※ R reference dimension of R thread after screwing in
 * øD₁ 是最大直径。
 * øD₁ are maximum diameters.

型材 · SUS Tube

支架模组

快换

夹具组件

气动剪刀

真空组件

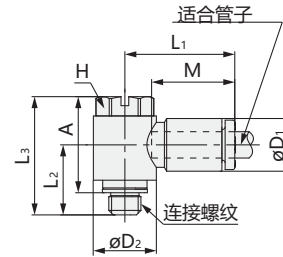
附件

接头 Connector

KQ2系列 KQ2 series

万向弯头:KQ2V(密封垫密封)

Universal elbow :KQ2V(gasket seal)



适合管子 外径 mm	货号(PN)	型号(Model)	连接螺纹 M	H (六角对边)	øD ₁ *	øD ₂	L ₁	L ₂	L ₃	A	M	有效截面积 mm		最小 孔径	重量 Weight
												尼龙	聚氨酯		
ø4	1.Y13153	KQ2V04-M5A	M5×0.8	8	8.2	9.8	17.5	10.9	18.4	14.9	13.3	2.9	2.9	2.5	5.4g
ø6	1.Y13154	KQ2V06-M5A	M5×0.8	8	10.4	9.8	18.3	10.9	18.4	14.9	13.3	3.8	3.8	2.5	5.7g

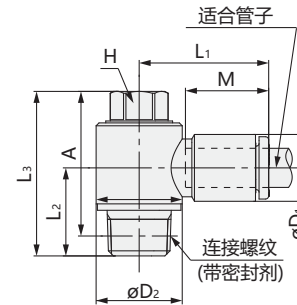
* øD₁ 是最大直径。

* øD₂ are maximum diameters.

KQ2系列 KQ2 series

万向弯头:KQ2V(密封剂)

Universal elbow:KQ2V(sealant)



适合管子 外径 mm	货号(PN)	型号(Model)	连接螺纹 M	H (六角对边)	øD ₁ *	øD ₂	L ₁	L ₂	L ₃	A [※]	M	有效截面积 mm		最小 孔径	重量 Weight
												尼龙	聚氨酯		
ø4	1.Y13155	KQ2V04-01AS	1/8	8	8.2	13.4	19.3	13.7	25.6	22.5	13.3	2.9	2.9	3	13.2g
ø6	1.Y13156	KQ2V06-01AS	1/8	8	10.4	13.4	20.5	13.7	25.6	22.5	13.3	7.5	5.9	4.5	13.5g
	1.Y13158	KQ2V06-02AS	1/4	10	10.4	15.3	19.9	17.9	30.5	25.8	13.3	7.5	5.9	4.5	24.9g
ø8	1.Y13159	KQ2V08-01AS	1/8	12	13.2	17.6	23.5	15.1	27.6	24.5	14.2	16	11.2	6	22.6g
	1.Y13157	KQ2V08-02AS	1/4	12	13.2	17.6	23.5	18.5	31	26.3	14.2	16	11.2	6	29.1g
	1.Y13160	KQ2V08-03AS	3/8	14	13.2	20.6	23.1	19.5	35.3	30.2	14.2	16	11.2	6	44.4g
ø10	1.Y13161	KQ2V10-02AS	1/4	14	15.9	20.6	25.9	19.9	34.9	30.2	15.6	27	20.3	7.5	38.1g
	1.Y13162	KQ2V10-03AS	3/8	14	15.9	20.6	25.9	20.3	35.3	30.2	15.6	27	20.3	7.5	45.7g
ø12	1.Y13163	KQ2V12-03AS	3/8	17	18.5	25.2	28.5	21.4	37.6	32.5	17	39	30.8	9	59.6g
	1.Y13164	KQ2V12-04AS	1/2	17	18.5	25.2	28.5	24.6	40.8	34.4	17	39	30.8	9	78.2g
ø16	1.Y13165	KQ2V16-03AS	3/8	21	23.8	32.3	34.2	25.1	45.4	40.3	20.6	55	46	11	99.5g
	1.Y13166	KQ2V16-04AS	1/2	21	23.8	32.3	34.2	28.3	48.6	42.2	20.6	78	46	13	107.9g

※ R螺纹拧入后的参考尺寸

※ R reference dimension of R thread after screwing in

* øD₁ 是最大直径。

* øD₂ are maximum diameters.

型材、钢管
Profile, SUS Tube

支架模组
Stents Module

快换
Quick Changer

夹具组件
Grip Module

气动剪刀
Air Nipper

真空组件
Vacuum Module

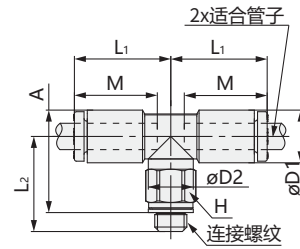
附件
Accessory Components

接头 Connector

KQ2系列 KQ2 series

双管T形接头:KQ2T(密封垫密封)

Double tube T-joint:KQ2T(gasket seal)



适合管子 外径 mm	货号(PN)	型号(Model)	连接螺纹 M	H (六角对边)	øD ₁ *	øD ₂	L ₁	L ₂	A	M	有效截面积 mm		最小 孔径	重量 Weight
											尼龙	聚氨酯		
ø2	1.Y13167	KQ2T02-M3G	M3×0.5	5.5	5.8	5.5	12.6	12.5	12.8	11.9	-	0.9	1.2	1.9g
	1.Y13168	KQ2T02-M5A	M5×0.8	7	5.8	5.5	12.6	13	12.9	11.9	-	0.9	1.4	3g
ø3.2	1.Y13169	KQ2T23-M3G	M3×0.5	7	7.1	7	15.3	13.8	14.7	13.3	0.9	0.9	1.2	3.1g
	1.Y13170	KQ2T23-M5A	M5×0.8	7	7.1	7	15.3	14.3	14.8	13.3	3.2	2.7	2.5	3.5g
ø4	1.Y13171	KQ2T04-M3G	M3×0.5	7	8.2	7	15.4	14.3	15.8	13.3	0.9	0.9	1.2	3.4g
	1.Y01536	KQ2T04-M5A	M5×0.8	7	8.2	7	15.4	14.8	15.9	13.3	4.5	4.5	2.5	3.9g
	1.Y13172	KQ2T04-M6A	M6×1.0	8	8.2	7	15.4	15.8	15.9	13.3	4.5	4.5	2.5	4.9g
ø6	1.Y03052	KQ2T06-M5A	M5×0.8	7	10.4	7	14.5	16.5	18.7	13.3	4.5	4.5	2.5	4.4g
	1.Y13173	KQ2T06-M6A	M6×1.0	8	10.4	7	14.5	17.5	18.7	13.3	4.5	4.5	2.5	5.4g

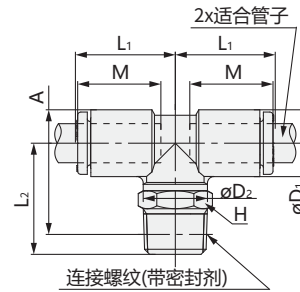
* øD₁ 是最大直径。

* øD₁ are maximum diameters.

KQ2系列 KQ2 series

双管T形接头:KQ2T(密封剂)

Double tube T-joint:KQ2T(sealant)



适合管子 外径 mm	货号(PN)	型号(Model)	连接螺纹 M	H (六角对边)	øD ₁ *	øD ₂	L ₁	L ₂	A [※]	M	有效截面积 mm		最小 孔径	重量 Weight
											尼龙	聚氨酯		
ø3.2	1.Y13174	KQ2T23-01AS	1/8	10	7.1	10	14.5	16.6	17.1	13.3	3.4	2.9	2.5	5.2g
	1.Y13175	KQ2T23-02AS	1/4	14	7.1	10	14.5	21.1	20	13.3	3.4	2.9	2.5	14.7g
ø4	1.Y13176	KQ2T04-01AS	1/8	10	8.2	10	14.8	16.2	17.2	13.3	6	4.1	3	5.5g
	1.Y13177	KQ2T04-02AS	1/4	14	8.2	10	14.8	21.7	21.1	13.3	6	4.1	3	15g
ø6	1.Y05154	KQ2T06-01AS	1/8	10	10.4	10	15.5	17.3	19.4	13.3	13.9	11	4.5	6.1g
	1.Y13178	KQ2T06-02AS	1/4	14	10.4	10	15.5	22.8	23.3	13.3	13.9	11	4.5	15.6g
	1.Y13179	KQ2T06-03AS	3/8	17	10.4	10	15.5	24.1	24.2	13.3	13.9	11	4.5	27.4g
ø8	1.Y13180	KQ2T08-01AS	1/8	10	13.2	10	16.4	18.7	22.2	14.2	14	14	4.5	7.9g
	1.Y13181	KQ2T08-02AS	1/4	14	13.2	12	17.2	25.4	27.3	14.2	26.3	18.2	6	19.4g
	1.Y13182	KQ2T08-03AS	3/8	17	13.2	12	17.2	25.5	27	14.2	26.3	18.2	6	26.5g
ø10	1.Y13183	KQ2T10-01AS	1/8	12	15.9	12	18.6	23.5	28.4	15.6	21.6	14.9	6	13.9g
	1.Y13184	KQ2T10-02AS	1/4	17	15.9	17	19.3	28.6	31.9	15.6	35.2	25	7.5	24.3g
	1.Y13185	KQ2T10-03AS	3/8	17	15.9	17	19.3	29.5	32.4	15.6	35.2	25	7.5	24.8g
	1.Y13186	KQ2T10-04AS	1/2	22	15.9	17	19.3	33.5	35.1	15.6	35.2	25	7.5	47.3g
ø12	1.Y13187	KQ2T12-02AS	1/4	17	18.5	17	21.5	29.9	34.5	17	57.2	45.2	9	27.3g
	1.Y13188	KQ2T12-03AS	3/8	17	18.5	17	21.5	30.8	35	17	57.2	45.2	9	28g
	1.Y13189	KQ2T12-04AS	1/2	22	18.5	17	21.5	34.8	37.7	17	57.2	45.2	9	50.4g
ø16	1.Y13190	KQ2T16-02AS	1/4	17	23.8	17	25.1	32.6	39.8	20.6	57.2	57.2	9	35.5g
	1.Y13191	KQ2T16-03AS	3/8	22	23.8	21	27.1	35.4	42.2	20.6	71	58.9	11	47.7g
	1.Y13192	KQ2T16-04AS	1/2	22	23.8	21	27.1	34.1	39.6	20.6	100	58.9	13	51.4g

※ R螺纹拧入后的参考尺寸

※ R reference dimension of R thread after screwing in

* øD₁ 是最大直径。

* øD₁ are maximum diameters.

型材 · SUS Tube

支架模组

快换

夹具组件

气动剪刀

真空组件

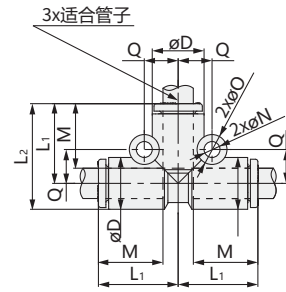
附件

接头 Connector

KQ2系列 KQ2 series

T形接管:KQ2T

T-shaped connection :KQ2T

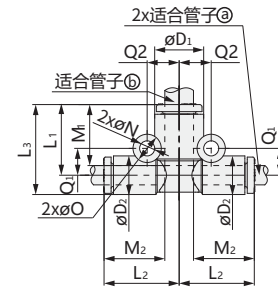


适合管子 外径 mm	货号(PN)	型号(Model)	øD*	L ₁	L ₂	M	Q	øO	øN	有效截面积 mm		最小 孔径	重量 Weight
										尼龙	聚氨酯		
ø2	1.Y13193	KQ2T02-00A	5.8	12.9	15.8	11.9	4.5	6	3.2	-	0.9	1.4	1.4g
ø3.2	1.Y13194	KQ2T23-00A	7.1	14.9	18.5	13.3	5.4	6	3.2	3.4	2.9	2.5	2.3g
ø4	1.Y03077	KQ2T04-00A	8.2	15.3	19.4	13.3	5.7	6	3.2	6.4	4.4	3	2.8g
ø6	1.Y03076	KQ2T06-00A	10.4	16.3	21.5	13.3	6.8	6	3.2	13.4	10.6	4.5	3.8g
ø8	1.Y00761	KQ2T08-00A	13.2	18.2	24.8	14.2	8.4	8	4.2	25.6	17.7	6	7g
ø10	1.Y13195	KQ2T10-00A	15.9	20.6	28.6	15.6	9.6	8	4.2	40	28.4	7.5	11g
ø12	1.Y13196	KQ2T12-00A	18.5	23	32.3	17	10.7	8	4.2	57.4	45.4	9	15.7g
ø16	1.Y13197	KQ2T16-00A	23.8	28.6	40.5	20.6	13.4	8	4.2	100	58.9	13	29.8g

KQ2系列 KQ2 series

T形接管:KQ2T

T-shaped connection :KQ2T

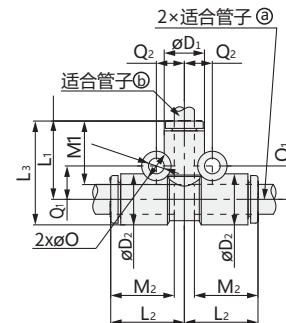


适合管子 外径 mm		货号(PN)	型号(Model)	øD ₁ *	øD ₂	L ₁	L ₂	L ₃	M ₁	M ₂	Q ₁	Q ₂	øO	øN	有效截面积 mm		最小 孔径	重量 Weight
①	②														尼龙	聚氨酯		
ø3.2	ø4	1.Y13198	KQ2T23-04A	8.2	7.1	14.9	15.3	18.5	13.3	13.3	5.4	5.8	6	3.2	3.8	3.5	2.5	2.6g
ø4	ø6	1.Y04160	KQ2T04-06A	10.4	8.2	15.3	16.3	19.4	13.3	13.3	5.7	6.8	6	3.2	7.1	6.6	3	3.3g
ø6	ø8	1.Y04159	KQ2T06-08A	13.2	10.4	17.2	17.3	22.4	14.2	13.3	7.3	8.4	8	4.2	16.4	16.4	4.5	5.3g
ø8	ø10	1.Y07561	KQ2T08-10A	15.9	13.2	19.6	19.2	26.2	15.6	14.2	8.4	9.6	8	4.2	36	27.2	6	8.3g
ø10	ø12	1.Y13199	KQ2T10-12A	18.5	15.9	22	21.6	30	17	15.6	9.6	10.7	8	4.2	56	44.5	7.5	12.2g
ø12	ø16	1.Y13200	KQ2T12-16A	23.8	18.5	26.6	25	35.9	20.6	17	10.7	13.4	8	4.2	108.5	74	9	20.1g

KQ2系列 KQ2 series

T形接管:KQ2T

T-shaped connection :KQ2T



适合管子 外径 mm		货号(PN)	型号(Model)	øD ₁ *	øD ₂	L ₁	L ₂	L ₃	M ₁	M ₂	Q ₁	Q ₂	øO	øN	有效截面积 mm		最小 孔径	重量 Weight
①	②														尼龙	聚氨酯		
ø6	ø4	1.Y13201	KQ2T06-04A	8.2	10.4	16.3	15.3	21.5	13.3	13.3	6.8	5.7	6	3.2	6.4	4.4	3	2.5g
ø8	ø6	1.Y13202	KQ2T08-06A	10.4	13.2	17.3	17.2	23.9	13.3	14.2	8.4	7.3	8	4.2	13.4	10.6	4.5	6g
ø10	ø8	1.Y13203	KQ2T10-08A	13.2	15.9	19.2	19.6	27.2	14.2	15.6	9.6	8.4	8	4.2	25.6	17.7	6	9.5g
ø12	ø10	1.Y13204	KQ2T12-10A	15.9	18.5	21.6	22	30.9	15.6	17	10.7	9.6	8	4.2	40	28.4	7.5	13.4g

* øD₁ 是最大直径。

* øD₁ are maximum diameters.

型材、钢管
Profile / SUS Tube

支架模组
Stents Module

快速
Quick Changer

夹具组件
Grip Module

气动剪刀
Air Nipper

真空组件
Vacuum Module

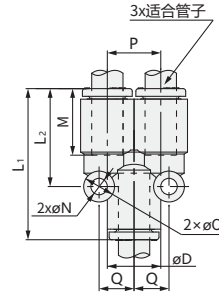
附件
Accessory Components

接头 Connector

KQ2系列 KQ2 series

Y形接管:KQ2U

Y-shaped connection :KQ2U



适合管子 外径 mm	货号(PN)	型号(Model)	øD*	L ₁	L ₂	P	M	Q	øO	øN	有效截面积 mm		最小 孔径	重量 Weight
											尼龙	聚氨酯		
ø2	1.Y13205	KQ2U02-00A	5.8	25.8	16.1	5.8	11.9	4.5	6	3.2	-	0.9	1.2	1.4g
ø3.2	1.Y13206	KQ2U23-00A	7.1	28.9	18	7.1	13.3	5.2	6	3.2	3.4	2.9	2.5	2.3g
ø4	1.Y02601	KQ2U04-00A	8.2	29	18.2	8.2	13.3	5.7	6	3.2	4.2	4.2	3	2.8g
ø6	1.Y02600	KQ2U06-00A	10.4	30.1	19.4	10.4	13.3	6.8	6	3.2	13.4	10.6	4.5	3.8g
ø8	1.Y03078	KQ2U08-00A	13.2	33.2	22.3	13.2	14.2	8.7	8	4.2	25.6	17.7	6	7g
ø10	1.Y13207	KQ2U10-00A	15.9	37.1	25	15.9	15.6	10.1	8	4.2	40	28.4	7.5	11g
ø12	1.Y13208	KQ2U12-00A	18.5	41.1	27.8	18.5	17	11.4	8	4.2	57.4	45.4	9	15.7g
ø16	1.Y13209	KQ2U16-00A	23.8	51.5	35	23.8	20.6	14	8	4.2	113	60	13	29.8g

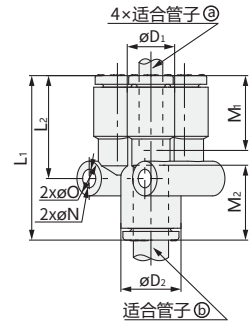
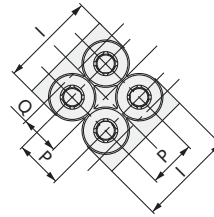
* øD 是最大直径。

* øD are maximum diameters.

Kq2系列 KQ2 series

异径四管Y形接管:KQ2UD

Reducing four pipe Y-shaped connection :KQ2UD



适合管子 外径 mm		货号(PN)	型号(Model)	øD ₁ *	øD ₂	L ₁	L ₂	P	I	M ₁	M ₂	Q	øO	øN	有效截面积 mm		最小 孔径	重量 Weight
①	②														尼龙	聚氨酯		
ø4	ø6	1.Y06909	KQ2UD04-06A	8.2	10.4	29.2	18.2	8.2	16.6	13.3	13.3	6.8	6	3.2	4.2	4.2	3	5.4g
ø6	ø8	1.Y08529	KQ2UD06-08A	10.4	13.2	32	20.5	10.4	21	13.3	14.2	8.2	6	3.2	13.4	10.6	4.5	8.1g

* øD₁、øD₂ 是最大直径。

* øD₁、øD₂ are maximum diameters.

型材、钢管
Profile、SUS Tube

支架模组
Stents Module

快换
Quick Changer

夹具组件
Grip Module

气动剪刀
Air Nipper

真空组件
Vacuum Module

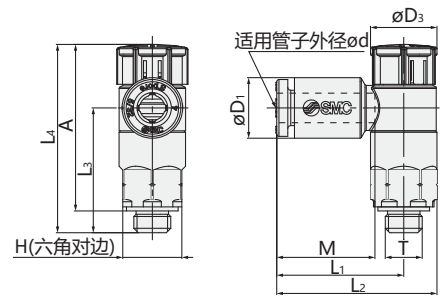
附件
Accessory Components

接头 Connector

AS系列 ASseries

弯头型节流阀

Elbow type throttle valve



ød	型号(Model)	T	H	ØD ₁	ØD ₃	L ₁	L ₂	L ₃	L ₄ ⁽¹⁾		A ⁽²⁾		M	进气节流 (PN)	排气节流 (PN)	重量 Weight
									解锁	锁定	解锁	锁定				
ø2	AS12□1F-M5-02A	M5x0.8	8	5.8	9.4	15.8	20.3	16.9	26.5	25.4	23.5	22.4	11.9	1.Y13218	1.Y13222	5g
ø3.2	AS12□1F-M5-23A	M5x0.8	8	7.2	9.4	17.2	21.7	16.9	26.5	25.4	23.5	22.4	13.3	1.Y13219	1.Y13223	5g
ø4	AS12□1F-M5-04A	M5x0.8	8	8.2	9.4	17.2	21.7	16.9	26.5	25.4	23.5	22.4	13.3	1.Y13220	1.Y13224	5g
ø6	AS12□1F-M5-06A	M5x0.8	8	10.4	9.4	18.6	23.1	16.5	26.5	25.4	23.5	22.4	13.3	1.Y13221	1.Y03830	6g

□记号/0排气节流, 1进气节流 Symbol/0 exhaust throttling, 1 intake throttling

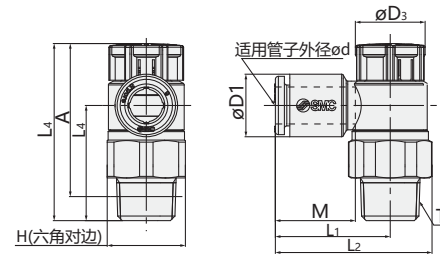
(1)参考尺寸 Reference Size

(2) 螺纹拧入后的参考尺寸 Reference dimension of R thread after screwing in

AS系列 ASseries

弯头型节流阀(密封剂)

Elbow type throttle valve(sealant)



ød	型号(Model)	T	H	ØD ₁	ØD ₃	L ₁	L ₂	L ₃	L ₄ ⁽¹⁾		A ⁽²⁾		M	进气节流 (PN)	排气节流 (PN)	重量 Weight
									解锁	锁定	解锁	锁定				
ø3.2	AS22□1F-01-23SA	1/8	13	7.2	12	19.1	26.2	19.1	30.6	29.2	27.5	26.1	13.3	1.Y13225	1.Y13246	9g
ø4	AS22□1F-01-04SA	1/8	13	8.2	12	19.1	26.2	19.1	30.6	29.2	27.5	26.1	13.3	1.Y13226	1.Y13247	9g
ø6	AS22□1F-01-06SA	1/8	13	10.4	12	19.1	26.2	19.1	30.6	29.2	27.5	26.1	13.3	1.Y13227	1.Y05040	10g
ø8	AS22□1F-01-08SA	1/8	13	13.2	12	22.4	29.5	19.1	30.6	29.2	27.5	26.1	14.2	1.Y13228	1.Y13248	11g
ø10	AS22□1F-01-10SA	1/8	13	15.9	12	25.3	32.4	19.1	30.6	29.2	27.5	26.1	15.6	1.Y13229	1.Y13249	12g
ø3.2	AS22□1F-02-23SA	1/4	17	7.2	13	20.9	30.2	22.6	36.6	35	31.1	29.5	13.3	1.Y13230	1.Y13250	18g
ø4	AS22□1F-02-04SA	1/4	17	8.2	13	20.9	30.2	22.6	36.6	35	31.1	29.5	13.3	1.Y13231	1.Y13251	18g
ø6	AS22□1F-02-06SA	1/4	17	10.4	13	23.4	32.7	22.6	36.6	35	31.1	29.5	13.3	1.Y13232	1.Y06906	18g
ø8	AS22□1F-02-08SA	1/4	17	13.2	13	23.9	33.2	22.6	36.6	35	31.1	29.5	14.2	1.Y13233	1.Y08260	19g
ø10	AS22□1F-02-10SA	1/4	17	15.9	13	26.9	36.2	22.6	36.6	35	31.1	29.5	15.6	1.Y13234	1.Y13252	20g
ø6	AS32□1F-02-06SA	1/4	19	10.4	16.6	21.8	32.1	36.4	50	48.4	44.5	42.9	13.3	1.Y13235	1.Y13253	40g
ø8	AS32□1F-02-08SA	1/4	19	13.2	16.6	22.7	33	36.4	50	48.4	44.5	42.9	14.2	1.Y13236	1.Y13254	41g
ø10	AS32□1F-02-10SA	1/4	19	15.9	16.6	26.7	37	35.7	50	48.4	44.5	42.9	15.6	1.Y13237	1.Y13255	42g
ø12	AS32□1F-02-12SA	1/4	19	18.5	16.6	29.7	40	34.5	50	48.4	44.5	42.9	17	1.Y13238	1.Y13256	43g
ø6	AS32□1F-03-06SA	3/8	19	10.4	16.6	21.8	32.1	28.7	42.3	40.7	37.1	35.5	13.3	1.Y13239	1.Y13257	31g
ø8	AS32□1F-03-08SA	3/8	19	13.2	16.6	22.7	33	28.7	42.3	40.7	37.1	35.5	14.2	1.Y13240	1.Y13258	31g
ø10	AS32□1F-03-10SA	3/8	19	15.9	16.6	26.7	37	28	42.3	40.7	37.1	35.5	15.6	1.Y13241	1.Y13259	32g
ø12	AS32□1F-03-12SA	3/8	19	18.5	16.6	29.7	40	26.8	42.3	40.7	37.1	35.5	17	1.Y13242	1.Y13260	34g
ø10	AS42□1F-04-10SA	1/2	24	15.9	18.8	27.4	40.3	36.2	50.8	49.2	43.7	42.1	15.6	1.Y13243	1.Y13261	54g
ø12	AS42□1F-04-12SA	1/2	24	18.5	18.8	30.8	43.7	35.1	50.8	49.2	43.7	42.1	17	1.Y13244	1.Y13262	56g
ø16	AS42□1F-04-16SA	1/2	24	23.8	18.8	34.8	47.7	32.7	50.8	49.2	43.7	42.1	20.6	1.Y13245	1.Y13263	60g

□记号/0排气节流, 1进气节流 Symbol/0 exhaust throttling, 1 intake throttling

(1)参考尺寸 Reference Size

(2) 螺纹拧入后的参考尺寸 Reference dimension of R thread after screwing in

型材、钢管

支架模组

快速换件

夹具组件

气动剪刀

真空组件

附件

接头 Connector

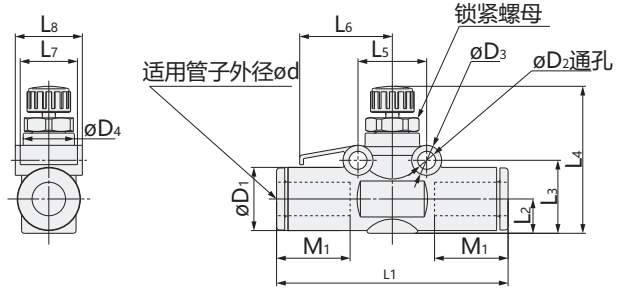
AS系列 ASseries

直通型节流阀

Straight-through throttle valve

型材·SUS Tube
Profile · SUS Tube

支架模组
Stents Module



快换
Quick Changer

夹具组件
Grip Module

气动剪刀
Air Nipper

真空组件
Vacuum Module

附件
Accessory Components

Ød	货号(PN)	型号(Model)	ØD ₁	ØD ₂	ØD ₃	ØD ₄	L ₁	L ₂	L ₃	L ₄ ⁽¹⁾		L ₅	L ₆	L ₇	L ₈	M ₁	重量 Weight
										MAX.	MIX.						
Ø2	1.Y13264	AS1002F-02	6	3.2	5	6	25.4	3.4	7.9	20.9	18.4	11	9.8	5	6.7	8.8	3g
Ø3.2	1.Y13265	AS1002F-23	8.4	3.3	5.5	9.1	36	4.4	11.1	23.8	21	11	15.4	8.8	9.8	12.7	5g
Ø4	1.Y04457	AS1002F-04	9.3	3.3	5.5	9.1	37	5.1	11.8	24.5	21.7	11	15.4	8.8	10.1	12.7	5.5g
Ø6	1.Y04777	AS1002F-06	11.6	3.3	5.5	9.1	39.5	6.1	12.8	25.5	22.7	11	15.4	8.8	12.3	13.5	6.5g
Ø4	1.Y13266	AS2002F-04	9.3	3.3	5.5	10	40.7	5.2	12.3	28.9	25.4	12.6	17	10.5	11.5	12.7	8.5g
Ø6	1.Y13267	AS2002F-06	11.6	3.3	5.5	10	42.5	6.3	13.4	30	26.5	12.6	17	10.5	12.3	13.5	9.5g
Ø6	1.Y13268	AS2052F-06	12.8	4.3	7.8	14	53.2	6.7	16.3	34.5	29.5	17	22.8	12	15.7	17	19g
Ø8	1.Y13269	AS2052F-08	15.2	4.3	7.8	14	57.2	8	17.6	35.8	30.8	17	22.8	12	16.1	18	22g
Ø6	1.Y13270	AS3002F-06	13.2	4.3	8	19.3	59	7.4	19.3	38.6	33.6	22	25	12	20.5	17	36g
Ø8	1.Y13271	AS3002F-08	15.2	4.3	8	19.3	65	8.2	20.1	39.4	34.4	22	25	12	20.5	18	38g
Ø10	1.Y13272	AS3002F-10	18.5	4.3	8	19.3	70.8	9.8	21.7	41	36	22	25	12	20.5	21	42g
Ø12	1.Y13273	AS3002F-12	20.9	4.3	8	19.3	76	10.9	22.8	42.1	37.1	22	25	12	22.1	22	44g
Ø10	1.Y13274	AS4002F-10	18.5	4.3	8	25	76.9	10.3	22.7	51.6	44.1	28	33	14	26.2	21	76g
Ø12	1.Y13275	AS4002F-12	21.7	4.3	8	25	81.3	11.3	23.7	52.6	45.1	28	33	14	26.2	22	82g

□记号/0排气节流、1进气节流 Symbol/0 exhaust throttling, 1 intake throttling

(1)参考尺寸 Reference Size

(2) 螺纹拧入后的参考尺寸 Reference dimension of R thread after screwing in

接头 Connector

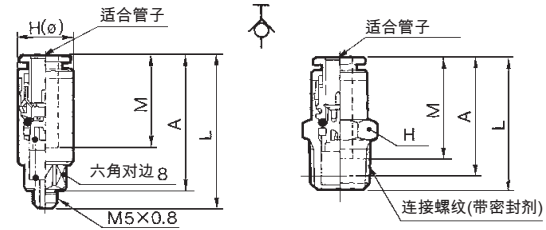
KC系列 KC series

直通接头:KCH

Straight joint :KCH



<M5の場合> <Rの場合>



<M5の場合> <Rの場合>

适合管子 外径 mm	货号(PN)	型号(Model)	连接螺纹 M	H (六角对边)	L	A	M	有效截面积 mm		重量 Weight
								尼龙	聚氨酯	
ø4	1.Y03525	KCH04-M5	M5×0.8	9.8	30.8	27.3	18	2.1	2.1	8g
	1.Y13286	KCH04-01S	1/8	10	26.1	22.1	18	2.6	2.6	8g
ø6	1.Y03524	KCH06-M5	M5×0.8	11.8	32.4	28.9	19.5	2.4	2.4	10g
	1.Y13287	KCH06-01S	1/8	12	37.5	33.4	19	6.8	6.8	16g
ø8	1.Y13288	KCH08-01S	1/8	14	42.4	38.4	21.5	16.2	13.1	20g

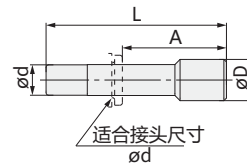
※ R螺纹拧入后的参考尺寸

※ R reference dimension of R thread after screwing in

KQ2系列 KQ2 series

堵头:KQ2P

Plug :KQ2P



适合管子 尺寸ød	货号(PN)	型号(Model)	øD*	L	A	重量 Weight
ø2	1.Y13210	KJP-02	3	17	10.4	0.1g
ø3.2	1.Y13211	KQ2P-23	5	31.5	18.2	1g
ø4	1.Y13212	KQ2P-04	6	32	18.7	1g
ø6	1.Y13213	KQ2P-06	8	35	21.7	1g
ø8	1.Y13214	KQ2P-08	10	39	24.8	2g
ø10	1.Y13215	KQ2P-10	12	43	27.4	3.5g
ø12	1.Y13216	KQ2P-12	14	45.5	28.5	5g
ø16	1.Y13217	KQ2P-16	20.9	47	26.4	8g

型材 / SUS Tube

支架模组

快速
Quick Changer

夹具组件
Grip Module

气动剪刀
Air Nipper

真空组件
Vacuum Module

附件
Accessory Components

软管 Hoses

聚氨酯软管可通过快速接头输送压缩空气。
Polyurethane hose for compressed air suitable for use with push-in fittings.

型材 / SUS Tube

支架模组

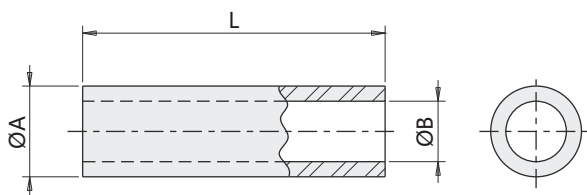

快换

夹具组件

气动剪刀

真空组件

附件



技术规格
Technical characteristics

T = -15 ~ +60°C
P = 0.8MPa

* 每盒长度为 100 米
* Each box is 100 meters in length.

货号(PN)	型号(Model)	颜色(Colour)	A [mm]	B [mm]	L [m]	Lm [g/m]
1.Y00824	AH4B	黑色 / Black	4	2.5	100	9g
1.Y03687	AH4BU	蓝色 / Blue	4	2.5	100	9g
1.Y00823	AH4G	绿色 / Green	4	2.5	100	9g
1.Y03686	AH4T	透明色/Transparent	4	2.5	100	9g
1.Y00821	AH4Y	黄色 / Yellow	4	2.5	100	9g
1.Y00822	AH4R	红色 / Red	4	2.5	100	9g
1.Y05661	AH4O	橙色 / Orange	4	2.5	100	9g
1.Y00830	AH6B	黑色 / Black	6	4	100	19g
1.Y00829	AH6BU	蓝色 / Blue	6	4	100	19g
1.Y00825	AH6G	绿色 / Green	6	4	100	19g
1.Y00827	AH6T	透明色/Transparent	6	4	100	19g
1.Y00828	AH6Y	黄色 / Yellow	6	4	100	19g
1.Y00826	AH6R	红色 / Red	6	4	100	19g
1.Y04640	AH6O	橙色 / Orange	6	4	100	19g
1.Y04478	AH8B	黑色 / Black	8	5	100	36g
1.Y00831	AH8BU	蓝色 / Blue	8	5	100	36g
1.Y04476	AH10B	黑色 / Black	10	6.5	100	54g
1.Y05660	AH10BU	蓝色 / Blue	10	6.5	100	54g

- A [外径 - Outer diameter]
- B [内径 - Inner diameter]
- L [长度 - Length]
- Lm [线重 - Linear mass]
- P [操作压力范围 - Operating pressure range]
- T [操作温度范围 - Operating temperature range]



索引 Index

型号(Model)	货号(PN)	页码(Page)	型号(Model)	货号(PN)	页码(Page)	型号(Model)	货号(PN)	页码(Page)
型材、钢棒	Profile、SUS Tube							
PST8-1500	4.Y00040	1	PTC-M4L14	1.Y02752	4	SMBB-2525	7.Y00012	10
PST12-1500	4.Y00021	1	PTC-M4L16	1.Y04073	4	SMBB-5025	7.Y00339	10
PST20-1500	4.Y00022	1	PTC-M4L18	1.Y05846	4	SMBB-2550	7.Y00340	10
PAT20-1000	4.Y00468	1	PTC-M4L20	1.Y04000	4	SMBB-3030	7.Y00163	10
PAT20-2000	4.Y10972	1	PTC-M4L22	1.Y06307	4	SMBC-1025	7.Y00296	11
PAT30-1000	4.Y00469	1	PTC-M4L25	1.Y05319	4	SMBC-1432	7.Y00297	11
PAT30-2000	4.Y10973	1	PTC-M5L10	1.Y04294	4	SMBC-2038	7.Y00013	11
PAT25-1000	4.Y10950	1	PTC-M5L12	1.Y03850	4	SMBC-3050	7.Y00226	11
PAT25-2000	4.Y10974	1	PTC-M5L14	1.Y04528	4	SMBC-5070	7.Y00225	11
PAT40-1000	4.Y10538	1	PTC-M5L16	1.Y03849	4	SMBD-2550	7.Y00227	12
PAT40-2000	4.Y10975	1	PTC-M5L18	1.Y05925	4	SMBD-5070	7.Y00228	12
PCT8-1000	4.Y10960	1	PTC-M5L20	1.Y03909	4	SMBD2-7625	7.Y00426	13
PCT8-2000	4.Y10961	1	PTC-M5L22	1.Y06257	4	SMBD2-12025	7.Y00427	13
PCT12-1000	4.Y10962	1	PTC-M5L25	1.Y03851	4	SMBD2-13025	7.Y00428	13
PCT12-2000	4.Y10963	1	PTC-M5L30	1.Y04469	4	SMBD2-7650	7.Y00429	13
PCT20-1000	4.Y10964	1	PTC-M5L35	1.Y04580	4	SMBD2-12050	7.Y00430	13
PCT20-2000	4.Y10965	1	PTC-M5L40	1.Y04898	4	SMBD2-13050	7.Y00431	13
PCT25-1000	4.Y10966	1	PTC-M5L50	1.Y04968	4	SMBD3-2525	7.Y00812	13
PCT25-2000	4.Y10967	1	PTC-M5L60	1.Y05391	4	SMBD3-2550	7.Y00813	13
PCT30-1000	4.Y10968	1	PTC-M6L10	1.Y04288	4	SMBD3-4040	7.Y00814	13
PCT40-2000	4.Y10969	1	PTC-M6L12	1.Y03910	4	SMBD3-4080	7.Y00815	13
PCT40-1000	4.Y10970	1	PTC-M6L14	1.Y04153	4	SMBE-1010	7.Y00300	14
PCT40-2000	4.Y10971	1	PTC-M6L16	1.Y02753	4	SMBE-1014	7.Y00301	14
P08RD	1.Y03375	1	PTC-M6L18	1.Y07729	4	SMBE-1210	7.Y00775	14
P12GY	1.Y03636	1	PTC-M6L20	1.Y04076	4	SMBE-1214	7.Y00864	14
P12BU	1.Y03638	1	PTC-M6L25	1.Y06227	4	SMBE-1414	7.Y00302	14
P12BK	1.Y03640	1	PTC-M6L30	1.Y04001	4	SMBE-2014	7.Y00014	14
P20GY	1.Y03637	1	PTC-M6L35	1.Y03911	4	SMBE-2022	7.Y00304	14
P20BU	1.Y03639	1	PTS-M4	1.Y03853	5	SMBE1-0840	7.Y00694	15
P20BK	1.Y03641	1	PTS-M5	1.Y03852	5	SMBE1-1040	7.Y00201	15
P30BK	1.Y20001	1	PTS-M6	1.Y03854	5	SMBE1-1240	7.Y00695	15
P25BK	1.Y10988	1	PTD-M4P8	4.Y00522	5	SMBE1-1440	7.Y00200	15
P40BK	1.Y10987	1	PTD-M5P10	4.Y00523	5	SMBE1-1450	7.Y00199	15
PEP1818-1000	4.Y00075	2	PTD-M5P15	4.Y00524	5	SMBE1-2060	7.Y00015	15
PEP2510-1000	4.Y00076	2	PTD-M5P17	4.Y00525	5	SMBE1-3060	7.Y00724	15
PEP2518-1000	4.Y00455	2	PTD-M5P22	4.Y00526	5	SMBE2-1040	7.Y00725	16
PEP2525-1000	4.Y00050	2	PTD-M5P25	4.Y00527	5	SMBE2-1240	7.Y00777	16
PEP2525-2000	4.Y00051	2	支架模组	Stents Module		SMBE2-1450	7.Y00307	16
PEP5025-1000	4.Y00056	2	SFP-S2550	7.Y00641	6	SMBE2-2060	7.Y00308	16
PEP5025-2000	4.Y00057	2	SFP-S25100	7.Y00642	6	SMBE2-3060	7.Y00309	16
PEP4040-1000	4.Y00052	2	SFP-S40160	7.Y00643	6	SMBE8-1040	7.Y02014	17
PEP4040-2000	4.Y00053	2	SFP-L2550	7.Y00647	6	SMBE8-1450	7.Y02015	17
PEP3030-1000	4.Y00540	2	SFP-L2575	7.Y00648	6	SMBE8-2060	7.Y02012	17
PEP3030-2000	4.Y00541	2	SFP-L40120	7.Y00649	6	SMBE3-1020	7.Y00341	18
PEP-3636-1000	4.Y00054	2	SFP-T2550	7.Y00644	7	SMBE3-1220	7.Y00795	18
PEP-3636-1500	4.Y00484	2	SFP-T25100	7.Y00645	7	SMBE3-1430	7.Y00342	18
PEP-3636-2000	4.Y00055	2	SFP-T40120	7.Y00646	7	SMBE3-2040	7.Y00343	18
PTN-M4	7.Y00651	3	SFP-50	7.Y00636	7	SMBE3-3050	7.Y00344	18
PTN-M5	7.Y00425	3	SFP-A60	7.Y00637	8	SMBE4-1412	7.Y00224	19
PTN-M6	7.Y00652	3	SFP-A90	7.Y00638	8	SMBE4-2012	7.Y00223	19
PTN-M4P8	7.Y00653	3	SFP-A70	7.Y00639	8	SMBE4-2020	7.Y00181	19
PTN-M5P10	7.Y00654	3	SFP-A50	7.Y00640	8	SMBE4-3012	7.Y00222	19
PTN-M5P15	7.Y00655	3	SMBA-1818	7.Y00290	9	SMBE4-3020	7.Y00221	19
PTN-M5P17	7.Y00656	3	SMBA-1825	7.Y00291	9	SMBE5-G1840	7.Y00310	20
PTN-M5P22	7.Y00657	3	SMBA-2020	7.Y00245	9	SMBE5-G1860	7.Y00311	20
PTN-M5P25	7.Y00658	3	SMBA-2525	7.Y00194	9	SMBE5-M1040	7.Y00312	20
PTN-M5P28	7.Y00659	3	SMBA-3030	7.Y00193	9	SMBE5-M1060	7.Y00313	20
PTN-M5P30	7.Y00660	3	SMBA-5050	7.Y00011	9	SMBE5-M1240	7.Y00314	20
PTN-M5P35	7.Y00661	3	SMBA-2550	7.Y00292	9	SMBE5-M1260	7.Y00315	20
PTN-M5P40	7.Y00662	3	SMBA-4040	7.Y00246	9	SMBE5-M1440	7.Y00316	20
PTN-M5P50	7.Y00663	3	SMBA-8080	7.Y00355	9	SMBE5-M1460	7.Y00317	20
PTN-M5P60	7.Y00664	3	SMBA-4080	7.Y00293	9	SMBE5-M1640	7.Y00320	20
PTN-M5P90	7.Y00665	3	SMBA-2580	7.Y00294	9	SMBE5-M1660	7.Y00321	20
PTN-M5R	7.Y00805	3	SMBA-2540	7.Y00356	9	SMBE5-M2040	7.Y00322	20
PTC-M4L10	1.Y03908	4	SMBA-3025	7.Y00690	9	SMBE5-M2060	7.Y00323	20
PTC-M4L12	1.Y03848	4	SMBB-1818	7.Y00295	10	SMBE6-1040	7.Y00357	21
			SMBB-1825	7.Y00817	10	SMBE6-1240	7.Y00358	21



索引 Index

型号(Model)	货号(PN)	页码(Page)	型号(Model)	货号(PN)	页码(Page)	型号(Model)	货号(PN)	页码(Page)
SMBE6-1440	7.Y00359	21	SCD-2020	7.Y00233	29	SCF3-70M12	7.Y00134	37
SMBE6-1640	7.Y00360	21	SCD-3030	7.Y01050	29	SCF3-70M17	7.Y00135	37
SMBE6-2040	7.Y00361	21	SMBT3-2020	7.Y00047	30	SCF4-0840W12	7.Y00122	37
SMBE6-2240	7.Y00362	21	SMBF-0808	7.Y00029	30	SCF4-0840W16	7.Y00123	37
SMBE6-2540	7.Y00363	21	SMBF-0812	7.Y00030	30	SCF4-1240W16	7.Y00004	37
SMBE6-1028	7.Y00364	21	SMBF-1208	7.Y00031	30	SCF4-2040W25	7.Y00124	37
SMBE6-1228	7.Y00365	21	SMBF-1212	7.Y00032	30	SCF4-0870W12	7.Y00136	37
SMBE6-1428	7.Y00366	21	SMBF-1220	7.Y00033	30	SCF4-0870W16	7.Y00137	37
SMBE6-1628	7.Y00367	21	SMBF-2012	7.Y00034	30	SCF4-1270W16	7.Y00138	37
SMBE6-2028	7.Y00368	21	SMBF-2020	7.Y00035	30	SCF4-2070W25	7.Y00139	37
SMBE6-2228	7.Y00369	21	SMBF1-0808	7.Y00036	30	SCF5-0840W16	7.Y00125	37
SMBE6-2528	7.Y00370	21	SMBF1-0812	7.Y00037	30	SCF5-0840W12	7.Y00126	37
SMBE7-0856	7.Y00062	22	SMBF1-1208	7.Y00038	30	SCF5-1240W16	7.Y00127	37
SMBE7-1256	7.Y00021	22	SMBF1-1212	7.Y00003	30	SCF5-2040W25	7.Y00128	37
SMBE7-2056	7.Y00006	22	SMBF1-1220	7.Y00039	30	SCF5-0870W16	7.Y00140	37
SMB-10M5-02G18	7.Y00153	22	SMBF1-2012	7.Y00040	30	SCF5-0870W12	7.Y00141	37
SMB-08M5-02G18	7.Y00154	22	SMBF1-2020	7.Y00041	30	SCF5-1270W16	7.Y00142	37
SMB-10M5	7.Y00155	22	SMBJ1-5	7.Y00070	31	SCF5-2070W25	7.Y00143	37
SMB-08M5	7.Y00156	22	SMBJ2-6	7.Y00071	31	SMBR2-M10	7.Y00099	38
SMB-06M5	7.Y00157	22	SMBT5-8	7.Y00072	31	SMBR2-M12	7.Y00100	38
SMB-14M5	7.Y00167	22	SMBT5-12	7.Y00073	31	SMBR4-0808M4	7.Y00103	38
SMB-5G18	7.Y00229	23	SMBT6-12	7.Y00074	32	SMBR4-1208M4	7.Y00110	38
SMB1-5G18	7.Y01020	23	SMBG1-8M5	7.Y00057	32	SMBR4-1212M4	7.Y00019	38
SMB2-5G18	7.Y01022	23	SMBG1-8M6	7.Y00058	32	SMBR4-1212M4L	7.Y00268	38
SMB-9G18	7.Y00231	24	SMBG1-12M5	7.Y00059	32	SMBR4-1420M6	7.Y00461	38
SMB1-9G18	7.Y01021	24	SMBG1-12M6	7.Y00060	32	SMBR4-2020M6	7.Y00007	38
SMB2-9G18	7.Y01023	24	SMBG1-12G18	7.Y00061	32	SMBR4-2020M6L	7.Y00206	38
SMB-D5G18	7.Y00230	25	SCF1-40M3	7.Y00115	32	SMBR5-1208	7.Y00111	38
SMB1-D5G18	7.Y01024	25	SCF1-40G18	7.Y00118	32	SMBR5-0808	7.Y00104	38
SMB2-D5G18	7.Y01025	25	SCF1-70M3	7.Y00129	32	SMBR5-1212	7.Y00112	38
SMB-A5G18	7.Y00240	26	SCF1-70G18	7.Y00132	32	SMBR7-0808	7.Y00113	39
SMB-A5G14	7.Y00241	26	SCF2-40M5	7.Y00173	32	SMBR7-1212	7.Y00114	39
SMBY12-50	7.Y00736	26	SCF2-40M6	7.Y00117	32	SMBR-46	7.Y00063	39
SMBY12-100	7.Y00735	26	SCF2-70M5	7.Y00130	32	SMBR1-12	7.Y00098	39
SMBY14-50	7.Y00733	26	SCF2-70M6	7.Y00131	32	SVA-G18	7.Y00235	40
SMBY14-100	7.Y00734	26	SMBM-10	7.Y00740	33	SVA-G14	7.Y00237	40
SMBY20-50	7.Y00732	26	SMBM-16	7.Y00741	33	SVB-M5	7.Y00242	41
SMBY20-100	7.Y00731	26	SMBM-20	7.Y00728	33	SVB-G18	7.Y00244	41
SMBY20-150	7.Y00462	26	SMBM-25	7.Y00739	33	SVB-G14	7.Y00243	41
SMBY25-100	7.Y01027	26	SMBM-32	7.Y00738	33	SVC-M5	7.Y00328	42
SMBY30-50	7.Y00729	26	SMBM-40	7.Y00737	33	SVC-G18	7.Y00238	42
SMBY30-100	7.Y00730	26	SMBT9-12	7.Y00081	33	SVC-G14	7.Y00239	42
SMBY30-150	7.Y00463	26	SMBU-12	7.Y00082	33	SVD-M5	7.Y00416	43
SMBT4-G1820	7.Y00048	27	SMBU2-20	7.Y00255	34	SVD-G18	7.Y00417	43
SMBT1-M1412	7.Y00028	27	SMBU3-8	7.Y00085	34	SVD-G14	7.Y00418	43
SMBP-0808	7.Y00042	27	SMBU4-12	7.Y00086	34	SVE-M51030	7.Y00410	44
SMBP-0812	7.Y00043	27	SMBU5-20	7.Y00087	35	SVE-M51060	7.Y00411	44
SMBP-1212	7.Y00044	27	SMBU6-8	7.Y00088	35	SVE-M51090	7.Y00412	44
SMBP-2012	7.Y00045	27	SMBU7-12	7.Y00089	35	SVE-M51230	7.Y00772	44
SMBP-2020	7.Y00046	27	SMBU8-20	7.Y00090	35	SVE-M51260	7.Y00773	44
SMBT-0808	7.Y00025	28	SMBU9-M10	7.Y01051	36	SVE-M51290	7.Y00774	44
SMBT-1208	7.Y00026	28	SMBK1-8T10	7.Y00091	36	SVE-G181440	7.Y00413	44
SMBT-1212	7.Y00020	28	SMBK1-12T10	7.Y00092	36	SVE-G181480	7.Y00414	44
SMBT-1214	7.Y00794	28	SMBK1-20T10	7.Y00093	36	SVE-G1814120	7.Y00415	44
SMBT-2012	7.Y00027	28	SMBK1-8T16	7.Y00094	36	SVE-G142050	7.Y00008	44
SMBT-2020	7.Y00005	28	SMBK1-12T16	7.Y00095	36	SVE-G1420100	7.Y00009	44
SMBT-1414	7.Y01002	28	SMBK1-20T16	7.Y00096	36	SVE-G1420150	7.Y00010	44
SMBT-2520	7.Y00998	28	SMBS-8T10	7.Y00064	36	SCA1-1010L30	7.Y00398	45
SMBT-2525	7.Y00999	28	SMBS-12T10	7.Y00065	36	SCA1-1010L60	7.Y00399	45
SMBT-4020	7.Y01059	28	SMBS-20T10	7.Y00066	36	SCA1-1010L90	7.Y00400	45
SMBT-4025	7.Y01004	28	SMBS-8T16	7.Y00067	36	SCA1-1212L30	7.Y00769	45
SMBT-4040	7.Y01003	28	SMBS-12T16	7.Y00001	36	SCA1-1212L60	7.Y00770	45
SMBT2-1212	7.Y00192	29	SMBS-20T16	7.Y00068	36	SCA1-1212L90	7.Y00771	45
SMBT2-2020	7.Y00185	29	SCF3-40M10	7.Y00119	37	SCA1-1414L40	7.Y00401	45
SCD-2010	7.Y00329	29	SCF3-40M12	7.Y00120	37	SCA1-1414L80	7.Y00402	45
SCD-2014	7.Y00330	29	SCF3-40M17	7.Y00121	37	SCA1-1414L120	7.Y00403	45
SCD-3020	7.Y01049	29	SCF3-70M10	7.Y00133	37	SCA1-2020L50	7.Y00404	45



索引 Index

型号(Model)	货号(PN)	页码(Page)
SCA1-2020L100	7.Y00405	45
SCA1-2020L150	7.Y00406	45
SCA1-3030L80	7.Y00407	45
SCA1-3030L140	7.Y00408	45
SCA1-3030L200	7.Y00409	45
SCA2-2020L50	7.Y00996	45
SCA2-2020L100	7.Y01000	45
SCA2-2020L150	7.Y00997	45
SCA2-3030L80	7.Y01006	45
SCA2-3030L140	7.Y01005	45
SCA2-3030L200	7.Y01001	45
SCC-20G18	7.Y00236	46
SCC-20M16	7.Y00234	46
SCE-NR20	7.Y00331	47
SCE-NR30	7.Y00261	47
SCE-NR50	7.Y00742	47
SCE1-NS20	7.Y00692	47
SCE1-NS30	7.Y00693	47
SCE2-05	7.Y00796	47
SCE2-1015	1.Y00094	48
SCE2-25	7.Y00633	48
SCE3-N10	7.Y00075	48
SCE3-N20	7.Y00076	48
SCE3-N30	7.Y00077	48
SCE4-NR(L.R)	7.Y00868	49
SCE4-NR30	7.Y00146	49
SCE4-NR20	7.Y00147	49
SCE4-NR10	7.Y00148	49
SCE-NR20-D10	7.Y00946	49
SCE-NR20-D12	7.Y00947	49
SCE-NR30-D10	7.Y00948	49
SCE-NR30-D12	7.Y00949	49
SMBH1-8M5	7.Y00051	50
SMBH1-8M6	7.Y00052	50
SMBH1-12M5	7.Y00053	50
SMBH1-12M6	7.Y00002	50
SMBH1-12M8	7.Y00054	50
SMBH1-20M6	7.Y00055	50
SMBH1-20M8	7.Y00056	50
SMBE7-18M5	7.Y00869	50
SMBE7-18M6	7.Y00870	50
SMBE7-25M5	7.Y00871	50
SMBE7-25M6	7.Y00872	50
SEA-1010L60	7.Y00388	51
SEA-1212L60	7.Y00776	51
SEA-1414L40	7.Y00389	51
SEA-1414L80	7.Y00390	51
SEA-1414L120	7.Y00391	51
SEA-2020L50	7.Y00392	51
SEA-2020L100	7.Y00393	51
SEA-2020L150	7.Y00394	51
SEA-3030L80	7.Y00395	51
SEA-3030L140	7.Y00396	51
SEA-3030L200	7.Y00397	51
SEAH-2020L50	7.Y00350	52
SEAH-2020L100	7.Y00351	52
SEAH-2020L150	7.Y00166	52
SEAH-3030L80	7.Y00352	52
SEAH-3030L140	7.Y00353	52
SEAH-3030L200	7.Y00354	52
SEAV-M510L45	7.Y00432	53
SEAV-M510L90	7.Y00433	53
SEAV-G1814L60	7.Y00258	53
SEAV-G1814L120	7.Y00434	53
SEAV-G1820L78	7.Y00435	53
SEAV-G1820L153	7.Y00247	53
SEAV-G1420L75	7.Y00436	53

型号(Model)	货号(PN)	页码(Page)
SEAV-G1420L150	7.Y00437	53
SBNA-8M5	7.Y00271	54
SBNA-8M6	7.Y00272	54
SBNA-12M5	7.Y00273	54
SBNA-12M10	7.Y00274	54
SBNA-20M12	7.Y00276	54
SBNA-20M17	7.Y00277	54
SBNB-12PT18	7.Y00275	54
SBNB-20PT18	7.Y00278	54
SBND-1208	7.Y00280	54
SBND-2012	7.Y00281	54
SBND-2008	7.Y00282	54
快换 Quick Changer		
QCA-05R	8.Y00355	61
QCA-05G	8.Y00356	61
QCA-05R-SP	8.Y00355-SP	61
QCA-05R-SN	8.Y00355-SN	61
QCA-15R	8.Y00353	63
QCA-15G	8.Y00354	63
QCA-15R-SP	8.Y00353-SP	63
QCA-15R-SN	8.Y00353-SN	63
QCA-25R	8.Y00460	65
QCA-25G	8.Y00461	65
QCA-25R-SP	8.Y00460-SP	65
QCA-25R-SN	8.Y00460-SN	65
QCA-35R	8.Y00351	67
QCA-35G	8.Y00352	67
QCA-35R-SP	8.Y00351-SP	67
QCA-35R-SN	8.Y00351-SN	67
QCA-50R	8.Y00349	69
QCA-50G	8.Y00350	69
QCA-50R-SP	8.Y00349-SP	69
QCA-50R-SN	8.Y00349-SN	69
QCA-100R-SP	8.Y00362-SP	71
QCA-100R-SN	8.Y00362-SN	71
QCA-100G	8.Y00363	71
QCA-200R-SP	8.Y00272-SP	73
QCA-200R-SN	8.Y00272-SN	73
QCA-200G	8.Y00357	73
QCA-200R-SP-D1	8.Y00272-SP-D1	75
QCA-200R-SN-D1	8.Y00272-SN-D1	75
QCA-200G-D1	8.Y00357-D1	75
QCSM-15R1	7.Y00965	77
QCSM-15G1	7.Y00966	77
QCSM-15R2	7.Y00468	77
QCSM-15G2	7.Y00469	77
QCSM-08R	8.Y00477	78
QCSM-08G	7.Y00478	78
QCSM-19R	7.Y00954	78
QCSM-19G	7.Y00955	78
QCSM-26R	7.Y00464	79
QCSM-26G	7.Y00465	79
QCHFM-E14-C1R	7.Y02003	79
QCHFM-E14-C1G	7.Y02004	79
MS3116F14-19S	1.Y11420	80
MS3116F14-19P	1.Y11419	80
MS3116F16-26S	1.Y11867	80
MS3116F16-26P	1.Y11369	80
3108A22-23S	1.Y10710	80
3108A22-23P	1.Y10711	80
CMB08E-14-19S(072)SR-B	1.Y00863	81
CMB08E-14-19P(072)SR-B	1.Y00864	81
CMB08E-16-26S(072)SR-B	1.Y00865	81
CMB08E-16-26P(072)SR-B	1.Y00866	81
DB15R1-1000	1.Y10163	82
DB15G1-1000	1.Y10437	82
D-Sub15R2-1000	1.Y10080	82

型号(Model)	货号(PN)	页码(Page)
D-Sub15G2-1000	1.Y10081	82
QCAM-06G18R	7.Y01015	83
QCAM-06G18G	7.Y01016	83
QCAM-06G18R-E	7.Y01018	83
QCAM-06G18G-E	7.Y01019	83
QCAM-10M5R	7.Y01053	84
QCAM-10M5G	7.Y01054	84
QCAM-14M5R	7.Y01055	84
QCAM-14M5G	7.Y01056	84
QCAM-06G18R-F	7.Y02005	85
QCAM-06G18G-F	7.Y02006	85
QCWM-02R	7.Y02049	86
QCWM-02G	7.Y02014	86
QCSM-M9K	7.Y00922	88
QCSM-9R2	7.Y00862	88
QCSM-9G2	7.Y00863	88
R9-1000	1.Y06423	88
G9-1000	1.Y06424	88
QC-R50K	8.Y00402	89
QC-G50	8.Y00055	90
SIP-50B	7.Y00650	90
QC-R90K	8.Y00359	91
QC-G90	8.Y00033	92
SIP-90B	7.Y00634	92
QC-R150K	8.Y00376	93
QC-G150	8.Y00377	94
SIP-160B	7.Y00635	94
QC-R160K	8.Y00360	95
QC-G160	8.Y00053	96
SIP-160B	7.Y00635	96
QC-R200K	8.Y00209	97
QC-G200	8.Y00208	98
SIP-200B	7.Y00865	98
QCS-R60	8.Y00081	99
QCS-G60	8.Y00082	99
KCH04-M5	1.Y03525	99
KCH06-M5	1.Y03524	99
QCS-R100	7.Y00332	99
QCS-G100	7.Y00175	99
QCS-R160	7.Y00160	99
QCS-G160	7.Y00161	99
KCH104-M5*5	7.Y02016	99
KCH106-M5*5	7.Y02017	99
MS-10SF*5	7.Y02018	99
MS-10PF	1.Y20004	99
QCL15R-Y	1.Y01275	100
QCL15G-Y	1.Y01276	100
QCL15R-S	8.Y00236	101
QCL15G-S	8.Y00235	101
QCL35R-S	8.Y00101	102
QCL35G-S	8.Y00102	102
BP90	4.Y00480	103
BP135	4.Y00497	103
QCA-S10R	8.Y00037	104
QCA-S10G	8.Y00038	104
夹具组件 Grip Module		
GMHZ2-10S	1.Y00258	105
GMHZ2-10D	1.Y00252	105
GMHZ2-16S	1.Y00257	105
GMHZ2-16D	1.Y00256	105
GMHZ2-20S	1.Y03080	105
GMHZ2-20D	1.Y02703	105
GMHZ2-25S	1.Y09884	105
GMHZ2-25D	1.Y09338	105
GMHZ2-32S	1.Y09885	105
GMHZ2-32D	1.Y09886	105
GMHZ2-40S	1.Y09887	105



索引 Index

型号(Model)	货号(PN)	页码(Page)
GMHZ2-40D	1.Y09888	105
GMHZL2-10S	1.Y09405	106
GMHZL2-10D	1.Y07974	106
GMHZL2-16S	1.Y08175	106
GMHZL2-16D	1.Y08146	106
GMHZL2-20S	1.Y09882	106
GMHZL2-20D	1.Y07975	106
GMHZL2-25S	1.Y09883	106
GMHZL2-25D	1.Y08802	106
GMHC2-16S	1.Y02014	107
GMHC2-16D	1.Y05738	107
GMHC2-20S	1.Y02730	107
GMHC2-20D	1.Y04328	107
GMHS3-16D	1.Y04529	108
GMHS3-20D	1.Y04764	108
GMHS3-25D	1.Y05750	108
FPT-40A-1	1.Y13289	109
FPT-40A-1-SD	1.Y13290	109
FPT-40A-1-TEM	1.Y13291	109
FPT-50A-1	1.Y13292	109
FPT-50A-2	1.Y13293	109
FPT-50A-1-SD	1.Y13294	109
FPT-50A-2-SD	1.Y13295	109
FPT-50A-1-TEM	1.Y13296	109
FPT-50A-2-TEM	1.Y13297	109
FPT-64A-1	1.Y13298	109
FPT-64A-2	1.Y13299	109
FPT-64A-1-SD	1.Y13300	109
FPT-64A-2-SD	1.Y13301	109
FPT-64A-1-TEM	1.Y13302	109
FPT-64A-2-TEM	1.Y13303	109
FPT-80A-1	1.Y13304	109
FPT-80A-2	1.Y13305	109
FPT-80A-1-SD	1.Y13306	109
FPT-80A-2-SD	1.Y13307	109
FPT-80A-1-TEM	1.Y13308	109
FPT-80A-2-TEM	1.Y13309	109
FPT-100A-1	1.Y13310	109
FPT-100A-2	1.Y13311	109
FPT-100A-1-SD	1.Y13312	109
FPT-100A-2-SD	1.Y13313	109
FPT-100A-1-TEM	1.Y13314	109
FPT-100A-2-TEM	1.Y13315	109
FPT-110A-1	1.Y13316	109
FPT-125A-1	1.Y13317	109
FPT-125A-2	1.Y13318	109
FPT-125A-1-SD	1.Y13319	109
FPT-125A-2-SD	1.Y13320	109
FPT-125A-1-TEM	1.Y13321	109
FPT-125A-2-TEM	1.Y13322	109
FPT-160A-1	1.Y13323	109
FPT-160A-2	1.Y13324	109
FPT-160A-1-SD	1.Y13325	109
FPT-160A-2-SD	1.Y13326	109
FPT-160A-1-TEM	1.Y13327	110
FPT-160A-2-TEM	1.Y13328	110
FPT-200A-1	1.Y13329	110
FPT-200A-1-SD	1.Y13330	110
FPT-200A-1-TEM	1.Y13331	110
FPT-240A-1	1.Y13332	110
FPT-240A-1-SD	1.Y13333	110
FPT-240A-1-TEM	1.Y13334	110
FPT-300A-1	1.Y13335	110
FPT-300A-1-SD	1.Y13336	110
FPT-300A-1-TEM	1.Y13337	110
FCT-40A-1	1.Y13338	111
FCT-40A-1-SD	1.Y13339	111

型号(Model)	货号(PN)	页码(Page)
FCT-40A-1-TEM	1.Y13340	111
FCT-50A-1	1.Y13341	111
FCT-50A-1-SD	1.Y13342	111
FCT-50A-1-TEM	1.Y13343	111
FCT-64A-1	1.Y13344	111
FCT-64A-1-SD	1.Y13345	111
FCT-64A-1-TEM	1.Y13346	111
FCT-80A-1	1.Y13347	111
FCT-80A-1-SD	1.Y13348	111
FCT-80A-1-TEM	1.Y13349	111
FCT-100A-1	1.Y13350	111
FCT-100A-1-SD	1.Y13351	111
FCT-100A-1-TEM	1.Y13352	111
FCT-125A-1	1.Y13353	111
FCT-125A-1-SD	1.Y13354	111
FCT-125A-1-TEM	1.Y13355	111
FCT-160A-1	1.Y13356	111
FCT-160A-1-SD	1.Y13357	111
FCT-160A-1-TEM	1.Y13358	111
FCT-200A-1	1.Y13359	111
FCT-200A-1-SD	1.Y13360	111
FCT-200A-1-TEM	1.Y13361	111
FCT-240A-1	1.Y13362	111
FCT-240A-1-SD	1.Y13363	111
FCT-240A-1-TEM	1.Y13364	111
FCT-300A-1	1.Y13365	111
FCT-300A-1-SD	1.Y13366	111
FCT-300A-1-TEM	1.Y13367	111
IPS-030-M8	1.Y13368	112
IPS-030-OW	1.Y13369	112
IPS-RA-030-M8	1.Y13370	112
IPS-RA-030-OW	1.Y13371	112
EMS-030-M8-PNP	1.Y13372	112
EMS-030-PNP-OW	1.Y13373	112
EMS-RA-030-M8-PNP	1.Y13374	112
EMS-RA-030-OW	1.Y13375	112
EC-M8-0200-OW	1.Y13376	112
EC-M8-0500-OW	1.Y13377	112
SC-RA-G1/8-6	1.Y13378	112
SC-RA-G1/8-8	1.Y13379	112
SC-RA-G1/4-6	1.Y13380	112
SL-040	1.Y13381	112
SL-050	1.Y13382	112
SL-064	1.Y13383	112
SL-080	1.Y13384	112
SL-100	1.Y13385	112
SL-120	1.Y13386	112
SL-160	1.Y13387	112
SL-200	1.Y13388	112
SL-240	1.Y13389	112
SL-300	1.Y13390	112
GMXS6-10	-	115
GMXS6-20	-	115
GMXS6-30	-	115
GMXS6-40	-	115
GMXS6-50	-	115
GMXS8-10	-	115
GMXS8-20	-	115
GMXS8-30	-	115
GMXS8-40	-	115
GMXS8-50	-	115
GMXS8-75	-	115
GMXS12-10	-	116
GMXS12-20	-	116
GMXS12-30	-	116
GMXS12-40	-	116
GMXS12-50	-	116

型号(Model)	货号(PN)	页码(Page)
GMXS12-75	-	116
GMXS12-100	-	116
GMXS16-10	-	116
GMXS16-20	-	116
GMXS16-30	-	116
GMXS16-40	-	116
GMXS16-50	-	116
GMXS16-75	-	116
GMXS16-100	-	116
GMXS16-125	-	116
GMXS20-10	-	117
GMXS20-20	-	117
GMXS20-30	-	117
GMXS20-40	-	117
GMXS20-50	-	117
GMXS20-75	-	117
GMXS20-100	-	117
GMXS20-125	-	117
GMXS20-150	-	117
GMXA25-10	-	117
GMXA25-20	-	117
GMXA25-30	-	117
GMXA25-40	-	117
GMXA25-50	-	117
GMXA25-75	-	117
GMXA25-100	-	117
GMXA25-125	-	117
GMXA25-150	-	117
GMXS6	-	117
GMXS8	-	118
GMXS12	-	118
GMXS16	-	118
GMXS20	-	118
GMXS25	-	118
GMXH6-5Z	-	120
GMXH6-10Z	-	120
GMXH6-15Z	-	120
GMXH6-20Z	-	120
GMXH6-25Z	-	120
GMXH6-30Z	-	120
GMXH6-40Z	-	120
GMXH6-50Z	-	120
GMXH6-60Z	-	120
GMXH10-5Z	-	120
GMXH10-10Z	-	120
GMXH10-15Z	-	120
GMXH10-20Z	-	120
GMXH10-25Z	-	120
GMXH10-30Z	-	120
GMXH10-40Z	-	120
GMXH10-50Z	-	120
GMXH10-60Z	-	120
GMXH16-5Z	-	121
GMXH16-10Z	-	121
GMXH16-15Z	-	121
GMXH16-20Z	-	121
GMXH16-25Z	-	121
GMXH16-30Z	-	121
GMXH16-40Z	-	121
GMXH16-50Z	-	121
GMXH16-60Z	-	121
GMXH20-5Z	-	121
GMXH20-10Z	-	121
GMXH20-15Z	-	121
GMXH20-20Z	-	121
GMXH20-25Z	-	121
GMXH20-30Z	-	121



索引 Index

型号(Model)	货号(PN)	页码(Page)	型号(Model)	货号(PN)	页码(Page)	型号(Model)	货号(PN)	页码(Page)
GMXH20-40Z	-	121	GR20I-20-CN	8.Y00471	145	B5	1.Y08426	167
GMXH20-50Z	-	121	GRA20A	8.Y00391	147	B6	1.Y12921	167
GMXH20-60Z	-	121	GRA20A-CP	8.Y00392	147	B7	1.Y12922	167
PNP	7.Y00800	123	GRA20A-CN	8.Y00393	147	B8	1.Y12923	167
NPN	7.Y00801	123	GRC20A-CP	8.Y00434	148	C3	1.Y08427	167
GRS08	8.Y00214	124	GRC20A-CN	8.Y00435	148	C4	1.Y08428	167
GRS08-C	8.Y00099	124	GRT20A	8.Y00257	150	C5	1.Y08429	167
GRS08-CN	8.Y00011	124	GRT20A-CN	8.Y00258	150	C6	1.Y12924	167
GRS08-CP	8.Y00012	124	GRT20A-CP	8.Y00259	150	C7	1.Y12925	167
GRM12A	8.Y00103	125	GRT20B	8.Y00279	151	C8	1.Y12926	167
GRM12A-C	8.Y00092	125	GRT20B-C	8.Y00280	151	GBS-2B-S01	4.Y00509	168
GRM12A-CN	8.Y00009	125	GRT20B-CN	8.Y00281	151	GBS-3B-S01	4.Y00510	168
GRM12A-CP	8.Y00010	125	GRT20B-CP	8.Y00282	151	GBS-4B-S01	4.Y00511	168
GRM12B	8.Y00107	125	GRT20C	8.Y00316	152	B-2B	1.Y08430	168
GRM12B-C	8.Y00106	125	GRT20D	8.Y00317	153	B-3B	1.Y08431	168
GRM12B-CN	8.Y00104	125	GRT20D-CP	8.Y01004	153	B-4B	1.Y08432	168
GRM12B-CP	8.Y00105	125	GRT20D-CN	8.Y00458	153	GSMP-2S	7.Y01028	169
GRL12A	8.Y00108	126	GRT20E	8.Y00318	154	GSMP-2L	7.Y01029	169
GRL12A-C	8.Y00100	126	GRT20E-CN	8.Y00339	154	GSMP-3S	7.Y01030	169
GRL12A-CN	8.Y00001	126	GRT20E-CP	8.Y00340	154	GSMP-3L	7.Y01031	169
GRL12A-CP	8.Y00002	126	GRP32A	8.Y00278	157	GSMP-4S	7.Y01032	169
GRX20	8.Y00213	127	GRP32A-CP	8.Y00462	157	GSMP-4L	7.Y01033	169
GRX20-C	8.Y00215	127	GRP32A-CN	8.Y00463	157	GSMP-5S	7.Y01034	169
GRX20-CN	8.Y00013	127	GRP32B	8.Y00388	158	GSMP-5L	7.Y01035	169
GRX20-CP	8.Y00014	127	GRP32B-CP	8.Y00466	158	iPCU 2-SMN	1.Y12927	170
GR05A-10	8.Y00348	129	GRP32B-CN	8.Y00467	158	GSR1421-08	8.Y00241	171
GR10A-12	8.Y00268	130	GRP32A-30	8.Y00315	159	GSR2026-10	8.Y00329	171
GR10A-12-CP	8.Y00267	130	GRP32A-30CP	8.Y00464	159	GSR2026-12	8.Y00243	171
GR10D-12	8.Y00370	131	GRP32A-30CN	8.Y00465	159	GSR2051-10	8.Y00330	171
GR10D-12-CP	8.Y00369	131	GRP32B-30	8.Y00387	160	GSR2051-12	8.Y00331	171
GR12A-12	8.Y00048	132	GRP32B-30CP	8.Y00399	160	GSRT1421-08	8.Y00242	171
GR12A-12-C	8.Y00098	132	GRP32B-30CN	8.Y00411	160	GSRT2026-10	8.Y00332	171
GR12A-12-CP	8.Y00050	132	GRP32A-3020	8.Y00468	161	GSRT2026-12	8.Y00244	171
GR12A-12-CN	8.Y00091	132	GRP32A-3020CP	8.Y00469	161	GSRT2051-10	8.Y00333	171
GR12B-12	8.Y00245	133	GRP32A-3020CN	8.Y00477	161	GSRT2051-12	8.Y00334	171
GR12B-12-C	8.Y00260	133	GRP32B-3020	8.Y00478	162	GSP20-14	8.Y00238	172
GR12B-12-CP	8.Y00261	133	GRP32B-3020CP	8.Y00416	162	GSP20-20	8.Y00239	172
GR12B-12-CN	8.Y00262	133	GRP32B-3020CN	8.Y00417	162	GMP14A	8.Y00408	173
GR10L-12	8.Y00307	134	GRP32C	8.Y00412	163	GMP20A	8.Y00088	173
GR12L-12	8.Y00308	134	GRP32C-30	8.Y00415	163	GMP30A	8.Y00089	173
GR10N-12	8.Y01011	134	GRP32C-320	8.Y00418	164	GMP14B	8.Y00968	173
GR12N-12	8.Y01012	134	GFM-A3V5	4.Y00500	167	GMP20B	7.Y00726	173
GR12M-12	8.Y00419	135	GFM-A4V5	4.Y00501	167	GMP30B	7.Y00789	173
GR12M-12-CP	8.Y00421	135	GFM-A5V5	4.Y00502	167	GLU20A	7.Y00894	173
GR12M-12-CN	8.Y00420	135	GFM-A6V5	4.Y10951	167	GLU20B	7.Y00895	173
GR20A-20	8.Y00224	138	GFM-A7V5	4.Y10952	167	GN2010	8.Y00025	174
GR20A-20-C	8.Y00049	138	GFM-A8V5	4.Y10953	167	GN2010-8	8.Y00347	174
GR20A-20-CP	8.Y00226	138	GFM-B3V5	4.Y00503	167	GN2010-S51	8.Y00341	175
GR20A-20-CN	8.Y00051	138	GFM-B4V5	4.Y00504	167	GN2010-S21	8.Y00440	175
GR20B-20	8.Y00234	139	GFM-B5V5	4.Y00505	167	18-S1	4.Y00470	177
GR20B-20-C	8.Y00231	139	GFM-B6V5	4.Y10954	167	18-S2	4.Y00472	177
GR20B-20-CP	8.Y00232	139	GFM-B7V5	4.Y10955	167	22-S1	4.Y00471	177
GR20B-20-CN	8.Y00233	139	GFM-B8V5	4.Y10956	167	22-S2	4.Y00473	177
GR20C-20	8.Y00342	140	GFM-C3V5	4.Y00506	167	GBD18U	8.Y00212	178
GR20D-20	8.Y00343	141	GFM-C4V5	4.Y00507	167	GBD22HU	8.Y00058	178
GR20D-20-CP	8.Y00442	141	GFM-C5V5	4.Y00508	167	GBD18HD	8.Y00057	178
GR20D-20-CN	8.Y00479	141	GFM-C6V5	4.Y10957	167	GFA14-35	8.Y00117	179
GR20E-20	8.Y00344	142	GFM-C7V5	4.Y10958	167	GFA20-35	8.Y00118	179
GR20F-20	8.Y00345	142	GFM-C8V5	4.Y10959	167	GFA30-35	8.Y00119	179
GR20G-20	8.Y00433	143	A3	1.Y08421	167	GFR14-95	8.Y00042	180
GR20G-20-CP	8.Y00472	143	A4	1.Y08422	167	GFR20-95	8.Y00041	180
GR20G-20-CN	8.Y00473	143	A5	1.Y08423	167	GFR20-95E	8.Y00311 替代8.Y00041	
GR20H-20	8.Y00422	144	A6	1.Y12918	167	GFR30-95	8.Y00095	180
GR20H-20-CP	8.Y00424	144	A7	1.Y12919	167	GFR14-95G	8.Y00084	181
GR20H-20-CN	8.Y00423	144	A8	1.Y12920	167	GFR20-95G	8.Y00083	181
GR20I-20	8.Y00450	145	B3	1.Y08424	167	GFR20-95EG	8.Y00312 替代8.Y00083	
GR20I-20-CP	8.Y00470	145	B4	1.Y08425	167	GFR30-95G	8.Y00096	181



索引 Index

型号(Model)	货号(PN)	页码(Page)
GFR20-95L	8.Y00309	182
GFR20-95LG	8.Y00310	183
GFR20-95S	8.Y00335	184
GFR20-95SG	8.Y00336	185
GFS14-90G	8.Y01001	186
GFS20-90G	8.Y01002	186
GFS30-90G	8.Y01003	186
GFS20-90SG	8.Y01030	187
GFS30-90SG	8.Y01031	187
GP1-20	7.Y00778	188
GP1-30	7.Y00779	188
GP2-14	7.Y00780	188
GP2-20	7.Y00781	188
GP2-30	7.Y00782	188
GP3-14	7.Y00783	188
GP3-20	7.Y00700	188
GP3-20L	7.Y00908	188
GP3-30	7.Y00785	188
GS-14	7.Y00786	188
GS-20	7.Y00787	188
GS-30	7.Y00788	188
GOF20-20-NBR	8.Y00396	189
GOF20-20-VMQ	8.Y00395	189
GOP20-20-NBR	8.Y00398	189
GOP20-20-VMQ	8.Y00397	189
D-M9B	1.Y00310	190
D-M9BL	1.Y00307	190
D-M9BV	1.Y02565	190
D-M9BVL	1.Y03843	190
D-M9N	1.Y00311	190
D-M9NL	1.Y00295	190
D-M9NV	1.Y00298	190
D-M9NVL	1.Y03598	190
D-M9P	1.Y00309	190
D-M9PL	1.Y02301	190
D-M9PV	1.Y00296	190
D-M9PVL	1.Y02964	190
D-MQ	1.Y00293	190
GFN20-90	8.Y00094	191
GFN30-90	8.Y00116	191
GFT60-90	8.Y01007	192

气动剪刀 Air Nipper

GT-N50H-40	8.Y00367	193
N54-T	7.Y00441	193
N54-D	7.Y00442	193
L54-5	2.Y05202	193
GTC-001	8.Y01026	195
GTC-002	8.Y 1027	195
-	1.Y20002	195
D6-L55	1.Y20003	195
GT-BH2060	8.Y00346	196

真空组件 Vacuum Module

型号(Model)	NBR-55(黑色)	SI-55(透明)	HT1-60(蓝色)	页码(Page)
PFG-2-...	1.Y12953	1.Y12972	1.Y12991	198
PFG-3.5-...	1.Y12954	1.Y12973	1.Y12992	198
PFG-5-...	1.Y12955	1.Y12974	1.Y12993	198
PFG-6-...	1.Y12956	1.Y12975	1.Y12994	198
PFG-8-...	1.Y12957	1.Y12976	1.Y12995	198
PFG-10-...	1.Y12958	1.Y12977	1.Y12996	198
PFG-15-...	1.Y12959	1.Y12978	1.Y12997	198
PFG-20-...	1.Y12960	1.Y12979	1.Y12998	198
PFG-25-...	1.Y12961	1.Y12980	1.Y12999	198
PFG-30-...	1.Y12962	1.Y12981	1.Y13000	198
PFG-35-...	1.Y12963	1.Y12982	1.Y13001	198
PFG-40-...	1.Y12964	1.Y12983	1.Y13002	198
PFG-50-...	1.Y12965	1.Y12984	1.Y13003	198
PFG-60-...	1.Y12966	1.Y12985	1.Y13004	198

型号(Model)	NBR-55(黑色)	SI-55(透明)	HT1-60(蓝色)	页码(Page)
PFG-80-...	1.Y12967	1.Y12986	1.Y13005	198
PFG-95-...	1.Y12968	1.Y12987	1.Y13006	198
PFYN-120-...	1.Y12969	1.Y12988	-	198
PFYN-150-...	1.Y12970	1.Y12989	1.Y13008	198
PFYN-200-...	1.Y12971	1.Y12990	-	198
FGA-6-...	1.Y12937	1.Y12949	1.Y12951	199
FGA-11-...	1.Y12938	1.Y12288	1.Y12298	199
FGA-14-...	1.Y12939	1.Y12289	1.Y12299	199
FGA-16-...	1.Y12940	1.Y12290	1.Y12300	199
FGA-20-...	1.Y12941	1.Y12291	1.Y12301	199
FGA-22-...	1.Y12942	1.Y12292	1.Y12302	199
FGA-25-...	1.Y12943	1.Y12293	1.Y12303	199
FGA-33-...	1.Y12944	1.Y12294	1.Y12304	199
FGA-43-...	1.Y12945	1.Y12295	1.Y12305	199
FGA-53-...	1.Y12946	1.Y12296	1.Y12306	199
FGA-63-...	1.Y12947	1.Y12297	1.Y12307	199
FGA-78-...	1.Y12948	1.Y12950	1.Y12952	199
FG-3-...	1.Y12929	1.Y12931	1.Y12934	200
FG-4-...	1.Y12930	1.Y12932	1.Y12935	200
FG-5-...	1.Y12308	1.Y12319	1.Y12331	200
FG-7-...	1.Y12309	1.Y12320	1.Y12332	200
FG-9-...	1.Y12310	1.Y12321	1.Y12333	200
FG-12-...	1.Y12311	1.Y12322	1.Y12334	200
FG-14-...	1.Y12312	1.Y12323	1.Y12335	200
FG-18-...	1.Y12313	1.Y12324	1.Y12336	200
FG-20-...	1.Y12314	1.Y12325	1.Y12337	200
FG-25-...	1.Y12315	1.Y12326	1.Y12338	200
FG-32-...	1.Y12284	1.Y12327	1.Y11797	200
FG-42-...	1.Y12316	1.Y12328	1.Y12340	200
FG-52-...	1.Y12317	1.Y12329	1.Y12341	200
FG-62-...	1.Y12318	1.Y12330	1.Y12342	200
FG-88-...	1.Y12928	1.Y12933	-	200

型号(Model)	NBR-60(黑色)	SI-60(透明)	HT1-60(蓝色)	页码(Page)
SGON-4x2-...	1.Y13068	1.Y13079	1.Y13090	201
SGON-7x3.5-...	1.Y13069	1.Y13080	1.Y13091	201
SGON-12x4-...	1.Y13070	1.Y13081	1.Y13092	201
SGON-15x5-...	1.Y13071	1.Y13082	1.Y13093	201
SGON-18x6-...	1.Y13072	1.Y13083	1.Y13094	201
SGON-24x8-...	1.Y13073	1.Y13084	1.Y13095	201
SGON-30x10-...	1.Y13074	1.Y13085	1.Y13096	201
SGON-45x15-...	1.Y13075	1.Y13086	1.Y13097	201
SGON-60x20-...	1.Y13076	1.Y13087	1.Y13098	201
SGON-75x25-...	1.Y13077	1.Y13088	1.Y13099	201
SGON-90x30-...	1.Y13078	1.Y13089	-	201

型号(Model)	SI(透明)	SP(海绵)	页码(Page)
VSH-S2	1.Y07282	-	202
VSH-S4	1.Y07283	-	202
VSH-S6	1.Y07284	-	202
VSH-S8	1.Y07285	-	202
VSH-S10	1.Y07286	-	202
VSH-S12	1.Y07287	-	202
VSH-S15	1.Y07288	-	202
VSH-S20	1.Y07289	-	202
VSH-S25	1.Y07290	-	202
VSH-S30	1.Y07291	-	202
VSH-M4	1.Y07292	-	202
VSH-M6	1.Y07293	-	202
VSH-M8	1.Y07294	-	202
VSH-M10	1.Y07295	1.Y12885	202
VSH-M12	1.Y07296	1.Y12886	202
VSH-M15	1.Y07297	1.Y12887	202
VSH-M20	1.Y07298	1.Y07530	202
VSH-M25	1.Y07299	1.Y12888	202
VSH-M30	1.Y07300	1.Y07758	202
VSH-M40	1.Y07301	1.Y07894	202
VSH-M50	1.Y07302	1.Y07895	202
VSH2-S4	1.Y07303	-	203

型号(Model)	SI(透明)	SP(海绵)	页码(Page)
VSH2-S6	1.Y07304	-	203
VSH2-S8	1.Y07305	-	203
VSH2-S10	1.Y07306	-	203
VSH2-S12	1.Y07307	-	203
VSH2-S15	1.Y07308	-	203
VSH2-S20	1.Y07309	-	203
VSH2-S25	1.Y07310	-	203
VSH2-S30	1.Y07311	-	203
VSH2-M6	1.Y07312	-	203
VSH2-M8	1.Y07313	-	203
VSH2-M10	1.Y07314	1.Y08294	203
VSH2-M12	1.Y07315	1.Y08295	203
VSH2-M15	1.Y07316	1.Y08296	203
VSH2-M20	1.Y07317	1.Y07929	203
VSH2-M25	1.Y07318	1.Y08349	203
VSH2-M30	1.Y07319	1.Y08056	203
VSH2-M35	1.Y07320	-	203
VSH2-M40	1.Y07321	1.Y08104	203
VSH2-M50	1.Y07322	1.Y08105	203
VSH3-S6	1.Y07323	-	204
VSH3-S8	1.Y07324	-	204
VSH3-S10	1.Y07325	-	204
VSH3-S12	1.Y07326	-	204
VSH3-S15	1.Y07327	-	204
VSH3-M8	1.Y07328	-	204
VSH3-M10	1.Y07329	1.Y09163	204
VSH3-M12	1.Y07330	1.Y09162	204
VSH3-M15	1.Y07331	1.Y09161	204
VSH3-M20	1.Y07332	1.Y08134	204
VSH3-M25	1.Y07333	1.Y09065	204
VSH3-M30	1.Y07334	1.Y08167	204
VSH3-M40	1.Y07335	1.Y08168	204
VSH3-M50	1.Y07336	1.Y08234	204

型号(Model)	货号(PN)	页码(Page)
SAF-30-G3/8AG	1.Y13010	205
SAF-30-G3/8IG	1.Y13011	205
SAF-40-G3/8AG	1.Y13012	205
SAF-40-G3/8IG	1.Y13013	205
SAF-50-G3/8AG	1.Y13014	205
SAF-50-G3/8IG	1.Y13015	205
SAF-60-G3/8AG	1.Y13016	205
SAF-60-G3/8IG	1.Y13017	205
SAF-80-G3/8AG	1.Y13018	205
SAF-80-G3/8IG	1.Y13019	205
SAF-100-G3/8AG	1.Y13020	205
SAF-100-G3/8IG	1.Y13021	205
SAF-125-G3/8IG	1.Y13023	205
SAOF-50x16-G3/8AG	1.Y13024	205
SAOF-50x16-G3/8IG	1.Y13025	205
SAOF-60x23-G3/8AG	1.Y13026	205
SAOF-60x23-G3/8IG	1.Y13027	205
SAOF-90x30-G3/8AG	1.Y13028	205
SAOF-90x30-G3/8IG	1.Y13029	205
SAOF-80x40-G3/8AG	1.Y13030	205
SAOF-80x40-G3/8IG	1.Y13031	205
SAOF-100x50-G3/8AG	1.Y13032	205
SAOF-100x50-G3/8IG	1.Y13033	205
SAOF-120x60-G3/8AG	1.Y13034	205
SAOF-120x60-G3/8IG	1.Y13035	205
SAOF-140x70-G3/8IG	1.Y13037	205
SAB-22-G3/8AG	1.Y13038	206
SAB-22-G3/8IG	1.Y13039	206
SAB-30-G3/8AG	1.Y13040	206
SAB-30-G3/8IG	1.Y13041	206
SAB-40-G3/8AG	1.Y13042	206
SAB-40-G3/8IG	1.Y13043	206
SAB-50-G3/8AG	1.Y13044	206



索引 Index

型号(Model)	货号(PN)	页码(Page)
SAB-50-G3/8IG	1.Y13045	206
SAB-60-G3/8AG	1.Y13046	206
SAB-60-G3/8IG	1.Y13047	206
SAB-80-G3/8AG	1.Y13048	206
SAB-80-G3/8IG	1.Y13049	206
SAB-100-G3/8AG	1.Y13050	206
SAB-100-G3/8IG	1.Y13051	206
SAB-125-G3/8AG	1.Y13052	206
SAB-125-G3/8IG	1.Y13053	206
SAOB-60x30-G3/8AG	1.Y13054	206
SAOB-60x30-G3/8IG	1.Y13055	206
SAOB-80x40-G3/8AG	1.Y13056	206
SAOB-80x40-G3/8IG	1.Y13057	206
SAOB-110x55-G3/8AG	1.Y13058	206
SAOB-110x55-G3/8IG	1.Y13059	206
SAOB-140x70-G3/8IG	1.Y13061	206
型号(Model)	货号(PN)	页码(Page)
VM02-G18	7.Y00703	207
VM04-G14	7.Y00709	207
VM06-G14	7.Y00768	207
VM07-G18	7.Y00767	207
VM08-M8	1.Y05275	207
VM09-M5	1.Y05274	207
VM10-G18	7.Y00902	208
VM11-G18	1.Y12762	208
VM11-M5	1.Y05327	208
VM12-M5	7.Y00762	208
VM13-M5	7.Y00761	208
VM14-M5	7.Y00760	208
VM15-G18	7.Y00759	209
VM16-G18	7.Y00758	209
VM17-G18	7.Y00757	209
VM18-M5	1.Y05314	209
VM20-G14	4.Y00058	209
VM21-M5	1.Y01986	209
VM22-M5	1.Y05790	210
VM23-G18	7.Y00900	210
VM24-G18	7.Y00898	210
VM25-M3	7.Y00928	210
VM27-M5	1.Y01097	210
VM28-M8	7.Y00475	210
VM29-M5	7.Y01036	211
VM30-G18	7.Y01037	211
VM31-M5	7.Y01038	211
VM32-G18	7.Y01039	211
VM33-M5	7.Y01040	211
VM34-G18	7.Y01041	211
VM35-M5	7.Y01042	212
VM36-G18	7.Y01043	212
VM37-M5	7.Y01044	212
VM38-G18	7.Y01045	212
VM39-M5	7.Y01046	212
VM40-G18	7.Y01047	212
VM41-G14	7.Y01048	213
VM10-G18F	7.Y02013	213
VM-G18M-M10M	7.Y00808	214
VM-G14M-M10M	7.Y00756	214
VM-G18M-M5F	7.Y00755	214
VM-G18M-M8F	7.Y00754	214
VM-M5M-M8F	7.Y00473	214
VM-M5M-G18F	7.Y00474	214
VM-G14M-M8F	7.Y00476	215
VFN1011-M5	8.Y00064	217
VFN1021-M5	8.Y00321	217
VFN1421-G18	8.Y00065	217
VFN1436-G1	8.Y00322	217
VFN2026-G18	8.Y00066	217

型号(Model)	货号(PN)	页码(Page)
VFN2051-G18	8.Y00067	217
VFNT1011-M5	8.Y00068	217
VFNT1021-M5	8.Y00323	217
VFNT1421-G18	8.Y00204	217
VFNT1621-G18	8.Y00383	217
VFNT1436-G18	8.Y00324	217
VFNT1636-G18	8.Y00384	217
VFNT2026-G18	8.Y00205	217
VFNT2051-G18	8.Y00206	218
VFR1011-M5	8.Y00060	218
VFR1021-M5	8.Y00325	218
VFR1421-G18	8.Y00061	218
VFR1436-G18	8.Y00326	218
VFR2026-G18	8.Y00062	218
VFR2051-G18	8.Y00063	218
VFRT1011-M5	8.Y00074	218
VFRT1021-M5	8.Y00327	218
VFRT1421-G18	8.Y00075	218
VFRT1621-G18	8.Y00381	218
VFRT1436-G18	8.Y00328	218
VFRT1636-G18	8.Y00382	219
VFRT2026-G18	8.Y00076	219
VFRT2051-G18	8.Y00077	219
VFE1011-M5	8.Y00070	219
VFE1021-M5	8.Y00371	219
VFE1421-G18	8.Y00071	219
VFE1436-G18	8.Y00372	219
VFE2026-G18	8.Y00072	219
VFE2051-G18	8.Y00073	219
VFET1011-M5	8.Y00069	219
VFET1021-M5	8.Y00374	219
VFET1421-G18	8.Y00228	219
VFET1621-G18	8.Y00379	219
VFET1436-G18	8.Y00375	219
VFET1636-G18	8.Y00380	219
VFET2026-G18	8.Y00229	219
VFET2051-G18	8.Y00230	219
VFC2030-G18	8.Y00313	220
VFCT1620-M5	8.Y00277	220
VFCT2030-G18	8.Y00314	220
VFG20-10	8.Y00207	221
VFG20-20	8.Y00337	221
VFG30-20	8.Y00338	221
VMGD30-20	8.Y00451	221
VFRS-20M10-M5	4.Y00026	222
VFRS-20M16-G18	4.Y00023	222
VFM-4014-G18	1.Y01452	222
VFM-2020-G14	1.Y01451	222
VFL-20M17-G18	1.Y01453	222
VFMT-20M14-G18	8.Y00319	223
VFMT-40M14-G18	8.Y00320	223
VFHT-30M20-G38F-G18M	8.Y00409	223
VFH-30M20-G38F-G18M	8.Y00410	223
VFST-5M10	8.Y00283	224
VFST-10M10	8.Y00284	224
VFST-20M10	8.Y00285	224
VFST-30M10	8.Y00286	224
VFS-58	8.Y00287	224
VFS-512	8.Y00288	224
VFS-108	8.Y00289	224
VFS-1012	8.Y00007	224
VFS-208	8.Y00290	224
VFS-2012	8.Y00008	224
VFS-308	8.Y00291	224
VFS-3012	8.Y00292	224
VFMT-5M12	8.Y00293	224
VFMT-10M12	8.Y00294	224

型号(Model)	货号(PN)	页码(Page)
VFMT-20M12	8.Y00295	224
VFMT-30M12	8.Y00296	224
VFM-512	8.Y00297	224
VFM-520	8.Y00298	224
VFM-1012	8.Y00299	224
VFM-1020	8.Y00300	224
VFM-2012	8.Y00301	224
VFM-2020	8.Y00302	224
VFM-3012	8.Y00303	224
VFM-3020	8.Y00304	224
COMPACT 20CE PNP	1.Y13062	225
COMPACT 20CE NPN	1.Y13063	225
COMPACT10E PNP	1.Y13064	227
COMPACT10E NPN	1.Y13279	227
VLCLASSIC Xi x 2	1.Y13065	229
piLINE® vacuum generator MINI Si, 6-6 mm	1.Y13066	230
piLINE® vacuum generator MINI Si, 8-8 mm	1.Y13067	230
SCPSb-07-S04-NC-VD	1.Y13276	232
SCPSb-10-S04-NC-VD	1.Y13277	232
SCPSb-15-S04-NC-VD	1.Y13278	232
附件 Accessory Components		
ASC-8A-B	8.Y00087	234
AJB4M8-3P-M12	4.Y00487	235
AJB4M8-3N-M12	4.Y00488	235
ELK8112-0/9	1.Y07461	235
M8-M03T	1.Y06722	235
ELK8-2M/P00	1.Y07462	236
M8-M03L	1.Y13391	236
AJB8M8-3P-M16	4.Y00491	237
AJB8M8-3N-M16	4.Y00492	237
DNLK14-14-2M/P00	1.Y07463	237
AJB8M8-3P-D2	4.Y00495	238
AJB8M8-3N-D2	4.Y00496	238
ARJ210-M5	1.Y05877	239
-	1.Y02592	239
APB-M3-Ø4	1.Y03145	240
APB-M5-Ø4	1.Y05008	240
APB-M5-Ø6	1.Y01986	240
APF-M3	1.Y06794	240
APF-M5	1.Y02510	240
APF-G18	1.Y00462	240
APF-G14	1.Y00463	240
APBL-M3-Ø4	1.Y13282	240
APBL-M5-Ø4	1.Y13283	240
APBL-M5-Ø6	1.Y13284	240
APBL-G18-Ø6	1.Y13285	240
KQ2H02-M3G	1.Y13101	241
KQ2H02-M5A	1.Y13102	241
KQ2H23-M3G	1.Y13103	241
KQ2H23-M5A	1.Y13104	241
KQ2H04-M3G	1.Y13105	241
KQ2H04-M5A	1.Y04451	241
KQ2H04-M6A	1.Y13106	241
KQ2H06-M5A	1.Y00452	241
KQ2H06-M6A	1.Y13107	241
KQ2H23-01AS	1.Y13108	241
KQ2H23-02AS	1.Y13109	241
KQ2H04-01AS	1.Y03599	241
KQ2H04-02AS	1.Y05147	241
KQ2H06-01AS	1.Y13110	241
KQ2H06-02AS	1.Y07090	241
KQ2H06-03AS	1.Y05164	241
KQ2H08-01AS	1.Y07162	241
KQ2H08-02AS	1.Y05101	241
KQ2H08-03AS	1.Y02228	241
KQ2H10-01AS	1.Y13111	241
KQ2H10-02AS	1.Y07142	241



索引 Index

型号(Model)	货号(PN)	页码(Page)
KQ2H10-03AS	1.Y07632	241
KQ2H10-04AS	1.Y13112	241
KQ2H12-02AS	1.Y13113	241
KQ2H12-03AS	1.Y13114	241
KQ2H12-04AS	1.Y13115	241
KQ2H16-02AS	1.Y13116	241
KQ2H16-03AS	1.Y13117	241
KQ2H16-04AS	1.Y13118	241
KQ2H02-00A	1.Y13119	242
KQ2H23-00A	1.Y13120	242
KQ2H04-00A	1.Y13121	242
KQ2H06-00A	1.Y13122	242
KQ2H08-00A	1.Y13123	242
KQ2H10-00A	1.Y13124	242
KQ2H12-00A	1.Y13125	242
KQ2H16-00A	1.Y13126	242
KQ2H02-23A	1.Y13127	242
KQ2H02-04A	1.Y13128	242
KQ2H23-04A	1.Y13129	242
KQ2H23-06A	1.Y13130	242
KQ2H04-06A	1.Y13131	242
KQ2H06-08A	1.Y13132	242
KQ2H08-10A	1.Y13133	242
KQ2H10-12A	1.Y13134	242
KQ2H12-16A	1.Y13135	242
KQ2L02-M3G	1.Y13136	243
KQ2L02-M5A	1.Y13137	243
KQ2L23-M3G	1.Y13138	243
KQ2L23-M5A	1.Y13139	243
KQ2L04-M3G	1.Y13140	243
KQ2L04-M5A	1.Y02599	243
KQ2L04-M6A	1.Y13141	243
KQ2L06-M5A	1.Y02345	243
KQ2L06-M6A	1.Y13142	243
KQ2L23-01AS	1.Y13143	243
KQ2L23-02AS	1.Y13144	243
KQ2L04-01AS	1.Y05151	243
KQ2L04-02AS	1.Y05751	243
KQ2L06-01AS	1.Y02343	243
KQ2L06-02AS	1.Y11935	243
KQ2L06-03AS	1.Y10180	243
KQ2L08-01AS	1.Y07560	243
KQ2L08-02AS	1.Y04922	243
KQ2L08-03AS	1.Y05070	243
KQ2L10-01AS	1.Y13145	243
KQ2L10-02AS	1.Y06994	243
KQ2L10-03AS	1.Y08074	243
KQ2L10-04AS	1.Y13146	243
KQ2L12-02AS	1.Y13147	243
KQ2L12-03AS	1.Y13148	243
KQ2L12-04AS	1.Y13149	243
KQ2L16-02AS	1.Y13150	243
KQ2L16-03AS	1.Y13151	243
KQ2L16-04AS	1.Y13152	243
KQ2V04-M5A	1.Y13153	244
KQ2V06-M5A	1.Y13154	244
KQ2V04-01AS	1.Y13155	244
KQ2V06-01AS	1.Y13156	244
KQ2V06-02AS	1.Y13158	244
KQ2V08-01AS	1.Y13159	244
KQ2V08-02AS	1.Y13157	244
KQ2V08-03AS	1.Y13160	244
KQ2V10-02AS	1.Y13161	244
KQ2V10-03AS	1.Y13162	244
KQ2V12-03AS	1.Y13163	244
KQ2V12-04AS	1.Y13164	244
KQ2V16-03AS	1.Y13165	244

型号(Model)	货号(PN)	页码(Page)	
KQ2V16-04AS	1.Y13166	244	
KQ2T02-M3G	1.Y13167	245	
KQ2T02-M5A	1.Y13168	245	
KQ2T23-M3G	1.Y13169	245	
KQ2T23-M5A	1.Y13170	245	
KQ2T04-M3G	1.Y13171	245	
KQ2T04-M5A	1.Y01536	245	
KQ2T04-M6A	1.Y13172	245	
KQ2T06-M5A	1.Y03052	245	
KQ2T06-M6A	1.Y13173	245	
KQ2T23-01AS	1.Y13174	245	
KQ2T23-02AS	1.Y13175	245	
KQ2T04-01AS	1.Y13176	245	
KQ2T04-02AS	1.Y13177	245	
KQ2T06-01AS	1.Y05154	245	
KQ2T06-02AS	1.Y13178	245	
KQ2T06-03AS	1.Y13179	245	
KQ2T08-01AS	1.Y13180	245	
KQ2T08-02AS	1.Y13181	245	
KQ2T08-03AS	1.Y13182	245	
KQ2T10-01AS	1.Y13183	245	
KQ2T10-02AS	1.Y13184	245	
KQ2T10-03AS	1.Y13185	245	
KQ2T10-04AS	1.Y13186	245	
KQ2T12-02AS	1.Y13187	245	
KQ2T12-03AS	1.Y13188	245	
KQ2T12-04AS	1.Y13189	245	
KQ2T16-02AS	1.Y13190	245	
KQ2T16-03AS	1.Y13191	245	
KQ2T16-04AS	1.Y13192	246	
KQ2T02-00A	1.Y13193	246	
KQ2T23-00A	1.Y13194	246	
KQ2T04-00A	1.Y03077	246	
KQ2T06-00A	1.Y03076	246	
KQ2T08-00A	1.Y00761	246	
KQ2T10-00A	1.Y13195	246	
KQ2T12-00A	1.Y13196	246	
KQ2T16-00A	1.Y13197	246	
KQ2T23-04A	1.Y13198	246	
KQ2T04-06A	1.Y04160	246	
KQ2T06-08A	1.Y04159	246	
KQ2T08-10A	1.Y07561	246	
KQ2T10-12A	1.Y13199	246	
KQ2T12-16A	1.Y13200	246	
KQ2T06-04A	1.Y13201	246	
KQ2T08-06A	1.Y13202	246	
KQ2T10-08A	1.Y13203	246	
KQ2T12-10A	1.Y13204	246	
KQ2U02-00A	1.Y13205	247	
KQ2U23-00A	1.Y13206	247	
KQ2U04-00A	1.Y02601	247	
KQ2U06-00A	1.Y02600	247	
KQ2U08-00A	1.Y03078	247	
KQ2U10-00A	1.Y13207	247	
KQ2U12-00A	1.Y13208	247	
KQ2U16-00A	1.Y13209	247	
KQ2UD04-06A	1.Y06909	247	
KQ2UD06-08A	1.Y08529	247	
型号(Model)	进气流	排气节流	页码(Page)
AS12□1F-M5-02A	1.Y13218	1.Y13222	248
AS12□1F-M5-23A	1.Y13219	1.Y13223	248
AS12□1F-M5-04A	1.Y13220	1.Y13224	248
AS12□1F-M5-06A	1.Y13221	1.Y03830	248
AS22□1F-01-23SA	1.Y13225	1.Y13246	248
AS22□1F-01-04SA	1.Y13226	1.Y13247	248
AS22□1F-01-06SA	1.Y13227	1.Y05040	248
AS22□1F-01-08SA	1.Y13228	1.Y13248	248

型号(Model)	进气流	排气节流	页码(Page)
AS22□1F-01-10SA	1.Y13229	1.Y13249	248
AS22□1F-02-23SA	1.Y13230	1.Y13250	248
AS22□1F-02-04SA	1.Y13231	1.Y13251	248
AS22□1F-02-06SA	1.Y13232	1.Y06906	248
AS22□1F-02-08SA	1.Y13233	1.Y08260	248
AS22□1F-02-10SA	1.Y13234	1.Y13252	248
AS32□1F-02-06SA	1.Y13235	1.Y13253	248
AS32□1F-02-08SA	1.Y13236	1.Y13254	248
AS32□1F-02-10SA	1.Y13237	1.Y13255	248
AS32□1F-02-12SA	1.Y13238	1.Y13256	248
AS32□1F-03-06SA	1.Y13239	1.Y13257	248
AS32□1F-03-08SA	1.Y13240	1.Y13258	248
AS32□1F-03-10SA	1.Y13241	1.Y13259	248
AS32□1F-03-12SA	1.Y13242	1.Y13260	248
AS42□1F-04-10SA	1.Y13243	1.Y13261	248
AS42□1F-04-12SA	1.Y13244	1.Y13262	248
AS42□1F-04-16SA	1.Y13245	1.Y13263	248
型号(Model)	货号(PN)	页码(Page)	
AS1002F-02	1.Y13264	249	
AS1002F-23	1.Y13265	249	
AS1002F-04	1.Y04457	249	
AS1002F-06	1.Y04777	249	
AS2002F-04	1.Y13266	249	
AS2002F-06	1.Y13267	249	
AS2052F-06	1.Y13268	249	
AS2052F-08	1.Y13269	249	
AS3002F-06	1.Y13270	249	
AS3002F-08	1.Y13271	249	
AS3002F-10	1.Y13272	249	
AS3002F-12	1.Y13273	249	
AS4002F-10	1.Y13274	249	
AS4002F-12	1.Y13275	249	
KCH04-M5	1.Y03525	250	
KCH04-01S	1.Y13286	250	
KCH06-M5	1.Y03524	250	
KCH06-01S	1.Y13287	250	
KCH08-01S	1.Y13288	250	
KJP-02	1.Y13210	250	
型号(Model)	货号(PN)	页码(Page)	
KQ2P-23	1.Y13211	250	
KQ2P-04	1.Y13212	250	
KQ2P-06	1.Y13213	250	
KQ2P-08	1.Y13214	250	
KQ2P-10	1.Y13215	250	
KQ2P-12	1.Y13216	250	
KQ2P-16	1.Y13217	250	
AH4B	1.Y00824	251	
AH4BU	1.Y03687	251	
AH4G	1.Y00823	251	
AH4T	1.Y03686	251	
AH4Y	1.Y00821	251	
AH4R	1.Y00822	251	
AH4O	1.Y05661	251	
AH6B	1.Y00830	251	
AH6BU	1.Y00829	251	
AH6G	1.Y00825	251	
AH6T	1.Y00827	251	
AH6Y	1.Y00828	251	
AH6R	1.Y00826	251	
AH6O	1.Y04640	251	
AH8B	1.Y04478	251	
AH8BU	1.Y00831	251	
AH10B	1.Y04476	251	
AH10BU	1.Y05660	251	